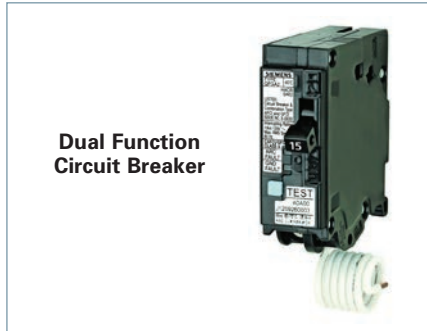


Molded Case Circuit Breakers

SPEEDFAX™

Section



Scan to connect
online to the
most up-to-
date version of
this Section of
SPEEDFAX.



contents

What's New in Circuit Breakers	7-3 – 7-4
Federal Specifications Classification	7-5
Reference Guides	7-6 – 7-16
Load Center Breakers	
Arc Fault and Ground Fault Breakers	7-17
QP, 1 Inch Breakers	7-18
QT, ½ Inch Breakers	7-19
Special Application Breakers	7-20
QD ¾ Inch Breakers	7-21
Main and Branch Breakers	7-22 – 7-23
Circuit Breaker Dimension Drawings	7-24
Circuit Breaker Lug Data	7-25
Surge Protection	7-26
Panelboard Mounted Circuit Breakers	
BL 240V Breakers	7-27
BL 240V Arc Fault and Ground Fault Breakers	7-28
Special Application 240V Panelboard Mounted Breakers	7-29
3-Pole GFCI Breakers NEW	7-30 – 7-32
BQD 100A Frame 480/277V Breakers	7-33
GB 125A Frame 600/347V Breakers	7-34
NGB2 125A Frame 600/347V Breakers	7-35
Internal Accessories for BQD and NGB Breakers	7-36
3VA41 125A Frame 600/347V Breakers	7-37 – 7-38
General Application Circuit Breakers	
BQ 240V Breakers	7-39
BOXD 240V DIN Rail Mounting Breakers	7-40
QR250 Frame 240V Breakers	7-41
CQD 100A Frame 480/277V Breakers	7-43
GG 125A Frame 600/347V Breakers	7-44
Internal Accessories for CQD and NGG Breakers	7-45
3VA Molded Case Circuit Breakers	
Catalog Numbering System	7-46
3VA41 125A Frame 600/347V Breakers	7-48 – 7-49
3VA51 125A Thermal-magnetic Trip Circuit Breakers	7-50 – 7-54
3VA61 150A Electronic Trip Circuit Breakers	7-55 – 7-57
3VA52 250A Thermal-magnetic Trip Circuit Breakers	7-58 – 7-61
3VA62 250A Electronic Trip Circuit Breakers	7-62 – 7-65
3VA53 400A Thermal-magnetic Trip Circuit Breakers	7-66 – 7-67
3VA63 400A Electronic Trip Circuit Breakers	7-68 – 7-70
3VA54 600A Thermal-magnetic Trip Circuit Breakers	7-71
3VA64 600A Electronic Trip Circuit Breakers	7-72 – 7-74
3VA55 800A Thermal-magnetic Trip Circuit Breakers	7-75
3VA65 800A Electronic Trip Circuit Breakers	7-76 – 7-77
3VA66 1000A Electronic Trip Circuit Breakers	7-79 – 7-80
3VA57 1200A Thermal-magnetic Trip Circuit Breakers	7-81, 7-84
3VA67 1200A Electronic Trip Circuit Breakers	7-82 – 7-83, 7-84
3VA58 1600A Thermal-magnetic Trip Circuit Breakers	7-85, 7-88
3VA68 1600A Electronic Trip Circuit Breakers	7-86 – 7-87, 7-88
3VA59 2000A Thermal-magnetic Trip Circuit Breakers	7-89, 7-91
3VA69 2000A Electronic Trip Circuit Breakers	7-90, 7-91

(continued on next page)

7
MOLDED CASE
CIRCUIT BREAKERS

Molded Case Circuit Breakers

SPEEDFAX™

Section

3VA Molded Case Circuit Breakers (cont.)

3VA Molded Case Switch and Motor Circuit Protector	7-92 – 7-93
3VA Internal Accessories	7-94
3VA Breaker Operators	7-95 – 7-102
3VA Connection Technology	7-103 – 7-112
3VA Plug-in and Draw-out Technology	7-113 – 7-115
3VA Communication and Testing/Commissioning Devices	7-116 – 7-119
3VA Accessories and Electrical Requirements	7-120 – 7-125

Sentron Thermal Magnetic and Electronic Circuit Breakers

Catalog Numbering System	7-127
ED 125A Frame 600V Breakers and Internal Accessories	7-128 – 7-130
FD 250A Frame 600V Breakers and Internal Accessories	7-131 – 7-133
JD 400A Frame Breakers and Internal Accessories	7-134 – 7-136
LD 600A Frame Breakers and Internal Accessories	7-137 – 7-139
LMD 800A Frame Breakers and Internal Accessories	7-140 – 7-142
MD 800A Frame Breakers and Internal Accessories	7-143 – 7-145
ND 1200A Frame Breakers and Internal Accessories	7-146 – 7-148
PD 1600A Frame Breakers and Internal Accessories	7-149 – 7-151
RD 2000A Frame Breakers and Internal Accessories	7-152
Magnetic Trip Only – ETI Motor Circuit Protectors	7-153 – 7-155
Adjustable Instantaneous Magnetic Trip Settings	7-156 – 7-158
Molded Case Switch – Circuit Disconnect	7-159
WL Power Circuit Breakers	7-160 – 7-163
Lug Information	7-164 – 7-166
Breaker Modifications	7-167
Internal Accessories – Feature Combinations	7-168
External Accessories	7-171 – 7-176
Unusual Operating Conditions	7-177 – 7-178

General Technical

Series Short Circuit Ratings	7-179 – 7-200
Sentron IEC 94702 AC Interrupting Ratings	7-201
Typical Specifications	7-202
Superseded Circuit Breakers	7-203 – 7-192



Sentron

Molded Case Circuit Breakers

Introduction

What's **new** in molded case circuit breakers:

New! 3-Pole GFCI (5mA and 30mA)

Siemens introduces the new 3-pole GFCI, expanding their commercial GFCI line to enhance safety in demanding applications. The 3-pole GFCI is available in Bolt-on configuration now, with Cable-in/Cable-out coming soon.

- Available in 2- and 3-pole (15-100A)
- Rated 65kA interrupting rating
- NEC 210.8 compliant
- UL and cUL listed
- Class A 5mA (UL943) and 30mA (UL1053) protection



New 3VA Large Frame up to 2000A

- Full suite of external accessories including connection technology, mounting bases, external breaker operators, interlocks and test devices.
- UL 100% ratings available in 1200A and 1600A frame sizes – TMTU & ETU
- DAS+ Arc Energy Reduction as a standard feature in all ETU versions – US National Electric Code compliant.
- Mechanical platform is based on predecessor 3VL design with 25 years of installed base and proven best-in-class reliability. As a result, footprint is nearly identical as 3VL7 (NG) and 3VL8 (PG) MCCBs allowing for simple upgrade to 3VA in existing electrical apparatus.



The new Siemens 3VA molded case circuit breakers



- 125A thru 2000A Thermal Magnetic Trip breakers
- 150A thru 2000A Electronic Trip Circuit Breakers
- Extensive and flexible accessories
- Common internal accessories for the entire breaker family
- Power metering with the series-8 LCD electronic trip
- Illuminated rotary handles show switch position
- Smaller footprint than Sentron or VL breakers
- Enhanced Tools and Resources

The **Dual Function Circuit Breaker** combines GFCI and AFCI, protecting against both Arc Faults and Ground Faults. This, along with the new Self-Test & Lockout feature, makes it the first in class in electrical safety for homeowners.

- Faster Installation
- Cost savings
- Smaller Device
- Self Test & Lockout feature as required by UL 943 effective June 2015



The Siemens 3VA41 circuit breaker is a compact, industrial design thermal magnetic breaker with features which include a design that meets multi-national standards (UL, NOM, EAC), available with NAVAL ratings which meet UL489 Supplement SB, and an extensive selection of UL listed, field installable internal accessories (auxiliary and alarm switches, shunt and undervoltage trips). The 3VA41 is available from 15A to 125A in 1, 1 in 2-pole, 2 or 3-pole versions on 1 inch pole centers having AC interrupting ratings up to 65KA @ 480VAC and 25KA @ 600Y347V and DC ratings up to 100KA @ 250VDC.



1-Pole



1 in 2-Pole



2-Pole



3-Pole

Molded Case Circuit Breakers

Introduction

Ordering

The 3VA breakers are shipped complete with non-interchangeable trip units and without lugs.

The 3VA41 panelboard mounted circuit breakers are shipped with aluminum load side lugs installed as standard.

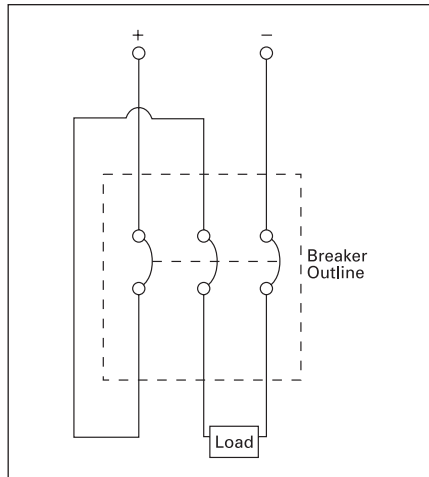
3VA51 through 3VA55 thermal-magnetic trip breakers as well as 3VA61 through 3VA66 electronic trip breakers are shipped as standard without lugs installed. To order factory installed nut keepers, which are required for installation in panelboards or switchboards, the 12th digit of the catalog should be change to "2" when ordering. (For example, a 35KA@480VAC, 40A, 3-pole, 3VA51 with lugs would be catalog number 3VA5140-5ED32-0AA0).

To order factory installed standard line and load lugs, the 12th digit of the catalog number should be changed to "6" (standard lugs are identified in the respective lug tables and footnotes in the SpeedFax). (For example, a 35KA@480VAC, 40A, 3-pole, 3VA51 with lugs would be catalog number 3VA5140-5ED36-0AA0). Alternate connectors can be ordered separately for field installation.

All 3VA6 circuit breakers are certified to UL 489 Supplement SB, are marked "NAVAL", and are suitable for use at 50C.

To order NAVAL-rated thermal-magnetic trip circuit breakers, the 13th digit of the catalog number should be changed to the number "1". (For example, a 35KA @480VAC, 40A, 3-pole, NAVAL rated 3VA51 would be catalog number 3VA5140-5ED31-1AA0).

All 3VA5 thermal-magnetic trip and 3VA6 electronic trip circuit breakers are UL listed for reverse feed applications.

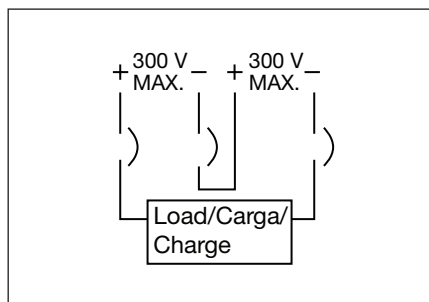


500V DC Wiring Configuration

Connecting Breakers for DC Application

Most Siemens thermal magnetic trip MCCBs are applicable on direct current (dc) systems. Generally, for 250 V dc systems a two pole breaker is used, with one pole on each leg of the supply circuit. For three pole breakers applied on 500 V undergrounded DC systems, it is important to connect the power supply "zig-zag" through the breaker as shown in the figure below. This assures that the Voltage between phases on the breaker terminals is uniformly distributed.

See below for an alternative connection diagram. For a list of 3VA5 breakers with the DC ratings, please refer to pages 7-10 to 7-11.



Molded Case Circuit Breakers

Federal Specification Classification

Reference

W-C-375C/GEN

Class	Interrupting Rating		Poles	Range of Current Trip ^③	Breaker Type (All Circuit Breakers Meet or Exceed the Indicated Class Level)
	Symmetrical Amperes ^①	Volts AC 60HZ			
10a ^②	5,000	120/240	1 or 2	15–100	QP, BQ, QT, BL, BT ^④
10b	5,000	240	2 or 3	15–100	QP, BQ, BQD, CQD, BL
11a	7,500	120	1	15–100	QP, BQ, BQD, CQD, BL
11b	7,500	240	2 or 3	15–100	QP, BQ, BQD, CQD, BL
12a ^②	10,000	120/240	1 or 2	15–100	QP, BQ, QT, ED2, BL, BT ^④
12b	10,000	240	2 or 3	15–225	QP, BQ, QJ2, ED2, BQD, CQD, BL
12c	10,000	277	1	15–100	BQD, CQD, NGG, NGB, NEG, NEB
13a	14,000	277	1	15–100	ED4, BQD, CQD, NGG, NGB, NEG, NEB
13b	14,000	277/480	1, 2, or 3	15–100	ED4, BQD, CQD
14a	22,000	120/240	1 or 2	15–100	QPH, BQH, BLH, BTH ^④
14b	22,000	240	2 or 3	70–400	QJH2, QJ2-H, BQH, BQD, CQD, BLH
15a	65,000	120/240	1 or 2	15–100	HQP, HBO, ED4, HED4, NGG, NGB
15b	65,000	240	2 or 3	15–225	ED6, ED4, FXD6, FD6, HED4, BQD, CQD, HQJ2H, NGG, NGB, NEG, NEB
16a	100,000	480	2 or 3	15–225	CFD6, CED6
16b	100,000	600	2 or 3	15–600	CED6, CFD6, CJD6, SCJD6, CLD6, SCLD6
17a	200,000	600	2 or 3	70–2000	—
18a	18,000	240	2 or 3	15–125	ED6, HED6, HHED6
	14,000	480			
	14,000	600			
19a	22,000	240	2 or 3	70–225	FXD6, FD6, CFD6, HFD6
	18,000	480			
	14,000	600			
20a	25,000	240	2 or 3	70–225	FXD6-A, FD6-A, CFD6, HFD6
	22,000	480			
	22,000	600			
21a	42,000	240	2 or 3	70–800	HFD6, CFD6, JXD6(A), JD6(A), SJD6-B, HJD(A), HJXD6(A), HHJD6, SHJD6-B, CJD6, SCJD6-B, LXD6(A), LD6(A), SLD6-B, HLD6(A), HLXD6(A), HHL6, SLD6-B, SHLD6-B, CLD6, SCLD6-B, LMD6, LMXD6, HLMD6, HLMXD6, MD6, MXD6, SMD6-B, HMD6, HMXD6, SHMD6-B, CMD6, SCMD6-B
	30,000	480			
	22,000	600			
22a	65,000	240	2 or 3	15–125	CED6, ED6, HED6, HHED6, FXD6-A, FD6-A
	25,000	480			
	18,000	600			
23a	65,000	240	2 or 3	70–1200	HHED6, FXD6-A, FD6-A, HFD6, HHFD6, CFD6, JD6(A), JXD6(A), SJD6-B, HJD6(A), HJXD6(A), SHJD6-B, HHJD6, HHJXD6, CJD6, SCJD6-B, LXD6(A), LD6(A), SLD6-B, HLD6(A), HLXD6(A), SHLD6-B, HHL6, HHL6, HHLXD6, CLD6, SCLD6-B, LMD6, LMXD6, HLMD6, HLMXD6, MD6, MXD6, SMD6-B, HMD6, HMXD6, SHMD6-B, CMD6, SCMD6-B, ND6, NXD6, SND6-B, HND6, HNXD6, SHND6-B, CND6, SCND6-B
	35,000	480			
	25,000	600			
24a	65,000	240	2 or 3	1200–2000	PD6, PXD6, HPD6, HPXD6, CPD6 RD6, RXD6, HRD6, HRXD6, SPD6-B, SHPD6-B
	50,000	480			
	42,000	600			
25a	125,000	240	2 or 3	600–4000	HHL6, CLD6, CMD6, CND6 SCLD6-B, SCMD6-B, SCND6-B, CPD6
	80,000	480			
	60,000	600			

Applicable Standards

UL 489 / CSA C22.2 NO. 5-16 / NMX-J-266-ANCE-2016 — Molded Case Circuit Breakers, Molded Case Switches and Circuit Breaker Enclosures.

UL486A — Wire Connectors and Solderless Lugs for use with copper wire
UL486B — Wire Connectors and Solderless Lugs for use with aluminum wire

UL943 — Ground Fault Interrupters (for personnel protectors)
UL50 — Cabinets and Boxes
UL869 — Service Equipment

Note:

- (A) Molded case circuit breakers are designed and tested in accordance to applicable portions of UL489 and meet application requirements of the National Electric Code. Unless marked otherwise, circuit breakers are 80% duty rated.
(B) Molded case circuit breakers are to be connected with 60 or 75°C wire for circuit breakers having a rated ampacity of 100 amperes or less. Circuit breakers having a rated ampacity

greater than 100 amperes shall only be cabled with 75°C cable unless otherwise indicated on the circuit breaker label. Exceptions to this rule are outlined in the article 110-14 C(1)(2) of the 2005 National Electric Code.

- ① Interrupting ratings are not limited to the values or groups of values listed. However, the values listed are minimum values for the class specified.
② Single-unit or duplex construction must be specified.

- ③ Use minimum frame size for ampere rating.
④ BT and BTH are only available in 15A and 20A with two 1-pole circuits in one inch of unit space. BT and BTH series breakers can be used in any Siemens panelboard in positions that accept BL or BLH series breakers. It is the installers responsibility to ensure that there is adequate neutral connections available in the panel before installing these breakers.

Molded Case Circuit Breakers

Thermal-Magnetic Trip Breakers

Page		Plug-In Breakers						Panelboard Breakers				
		QT	QP, QPP ^①	QPH, QPPH ^①	HQP, HOPP ^①	HQPPH ^①	QPJ ^②	BL/BT [®]	BLH/BTH [®]	HBL		
Ratings		7-19	7-20, 7-22	7-20, 7-22	7-18, 7-22	7-18, 7-22	7-22	7-27	7-27	7-27		
AC	Poles	1, 2	1, 2, 3	1, 2, 3	1, 2, 3 ^③	2	2, 3	1,2,3	1,2,3	1,2,3		
	Amperes	15-50	10-125 ^{②③}	10-125 ^{②③}	10-125 ^{②③}	100-225	150-200	10-125	15-125	15-100		
	Volts (50/60 Hz)	1 Pole	120/240	120/240	120/240	120/240	120/240	120/240	120/240	120/240	120/240	
		2 Pole	—	240	240	240	240	240	240	240	240	
		3 Pole	—	—	—	—	—	—	—	—	—	
	Interrupt Rating Symmetrical RMS Amperes	UL	120V	10,000	10,000	22,000	65,000	—	—	10,000	22,000	65,000
			240V	10,000	10,000	22,000	65,000	100,000	10,000	10,000	22,000	65,000
			277V	—	—	—	—	—	—	—	—	—
			347V	—	—	—	—	—	—	—	—	—
			480/277V	—	—	—	—	—	—	—	—	—
			480V	—	—	—	—	—	—	—	—	—
		IEC 947-2 50/60Hz ^④	220/240V	2-Pole	—	—	—	—	—	—	—	—
				2, 3-Pole	—	—	—	—	—	—	—	—
			380/415V	2-Pole	—	—	—	—	—	—	—	—
				2, 3-Pole	—	—	—	—	—	—	—	—
500V			2-Pole	—	—	—	—	—	—	—	—	
			2, 3-Pole	—	—	—	—	—	—	—	—	
DC	125/250 V DC Interrupting Rating	2-Pole	—	—	—	—	—	—	—	—		
		3-Pole	—	—	—	—	—	—	—	—		
Dimensions in Inches	Height	10-50A	—	2.87	2.87	—	—	3.56	3.56	3.75		
		10-60A	3.12	—	—	—	—	—	—	—		
		55-125A	—	3.12	3.12	3.12	3.12	3 ^②	3.75	3.75	3.75	
	Width	1-Pole	1.00	1.00	1.00	1.00	—	—	1.00	1.00	1.00	
		2-Pole	2.00	2.00 ^①	2.00 ^①	2.00	4.00 ^①	②	2.00	2.00	2.00	
3-Pole		3.00	3.00	3.00	3.00	—	3.00 ^②	3.00	3.00	3.00		
Depth	—	2.06	2.37	2.37	2.37	2.37	2.34	2.37	2.37	2.37		
Overcurrent Devices	Thermal and Fixed magnetic Trip	✓	✓	✓	✓	✓	✓	✓	✓	✓		
	Thermal and Adjustable Magnetic trip	—	—	—	—	—	—	—	—	—		
	Adjustable Magnetic trip only	—	—	—	—	—	—	—	—	—		
	Motor Circuit Protector	—	—	—	—	—	—	—	—	—		
	Molded Case Switch	—	✓ ^④	—	—	—	—	—	—	—		
Accessories & Modifications	Undervoltage Trip	—	—	—	—	—	—	—	—	—		
	Shunt Trip	—	✓ ^④	✓ ^④	✓ ^④	✓ ^④	—	✓	✓	✓		
	Auxiliary Switch	—	—	—	—	✓ ^④	—	✓	✓	✓		
	Alarm Switch	—	—	—	—	—	—	—	—	—		
	Mechanical Interlock	—	—	—	—	—	—	—	—	—		
	Fungus Proofing (ref. page 7-167)	—	—	—	—	—	—	✓	✓	✓		
Individual Enclosures	Type 1 - Indoor Surface	✓	✓	✓	✓	✓	—	—	—	—		
	Type 1 - Indoor, Flush	—	✓	✓	✓	✓	—	—	—	—		
	Type 3R - Outdoor-Rainproof	—	✓	✓	✓	✓	—	—	—	—		

7
MOLDED CASE
CIRCUIT BREAKERS



For inches / millimeters conversion, see Application Data section.
For Plug-in Breakers, see Load Centers & Circuit Breakers section.

- ①Types QPP, QPPH, HQPP and HQPPH are special 2-pole configurations for metering equipment. Amperage range = 125-225A, width = 4 in.
- ②Single pole breakers available in ratings 10-70A only.
- ③125A, 2-pole 120/240V AC only.
- ④Not applicable to types QPP and QPPH.
- ⑤Single pole circuit breakers available in ratings 15-70A only, 125A available as a 2-pole only.
- ⑥Not applicable to type HQPP and HQPPH.
- ⑦Fits only Siemens EQIII load centers. Breaker is 2 or 3 poles wide.
- ⑧10A, 1-pole & 2-pole 120/240V AC only.
- ⑨Applicable for 15-30A breakers only.
- ⑩ BT and BTH are only available in 15A and 20A with two 1-pole circuits in one inch of unit space. BT and BTH series breakers can be used in any Siemens panelboard in positions that accept BL or BLH series breakers. It is the installers responsibility to ensure that there is adequate neutral connections available in the panel before installing these breakers.

Molded Case Circuit Breakers

Thermal-Magnetic Trip Breakers

Page			Panelboard Breakers									
			BQD, BQD6 ^①	NGB NGB2 ^②	HGB HGB2 ^②	LGB LGB2 ^②	3VA41 SEAB	3VA41 MEAB	3VA41 HEAB			
Ratings			7-33	7-34	7-34	7-34	7-48, 7-49	7-48, 7-49	7-48, 7-49			
AC	Poles		1,2,3	1,2,3	1,2,3	1,2,3	1, 2, 3	1, 2, 3	1, 2, 3			
	Amperes		15-100	15-125	15-125	15-125	15-125	15-125	15-125			
	Volts (50/60 Hz)	1 Pole		277	347	347	347	347	347	347		
			2 Pole		480/277	600/347	600/347	600/347	600/347	600/347		
				3 Pole	480/277	600/347	600/347	600/347	600/347	600/347		
	UL	Interrupt Rating Symmetrical RMS Amperes	120V	65,000	—	—	—	—	—	—		
			240V	65,000	100,000	100,000	100,000	65,000	85,000	150,000		
			277V	14,000	25,000	35,000	65,000	25,000	35,000	65,000		
			347V	10,000	14,000	14,000 22,000 ^②	14,000 65,000 ^②	14,000	18,000	25,000		
			480/277V	14,000	25,000	35,000	65,000	25,000	35,000	65,000		
			480V	—	25,000 ^②	35,000 ^②	65,000 ^②	25,000	35,000	65,000		
			600/347V	10,000	14,000	14,000 22,000 ^②	14,000 25,000 ^②	14,000	18,000	25,000		
			600V	—	—	—	—	—	—	—		
			IEC 947-2 50/60Hz	220/240V	2-Pole	I _{CU} 18,000 I _{CS} 9,000	—	—	—	—	—	—
					2, 3-Pole	I _{CU} 65,000 I _{CS} 33,000	—	—	—	—	—	
	380/415V	2-Pole			I _{CU} — I _{CS} —	—	—	—	—	—		
		2, 3-Pole			I _{CU} 18,000 I _{CS} 9,000	—	—	—	—	—		
	500V	2-Pole			I _{CU} — I _{CS} —	—	—	—	—	—		
		2, 3-Pole			I _{CU} — I _{CS} —	—	—	—	—	—		
	DC	125/250 V DC Interrupting Rating	2-Pole	14,000	14,000	14,000	14,000	—	—			
3-Pole			—	—	—	—	—	—				
1-Pole			—	—	—	—	14,000	25,000	30,000			
2-Pole			—	—	—	—	50,000	85,000	100,000			
250VDC Interrupting Rating	3-Pole	—	—	—	—	50,000	85,000	100,000				
	250VDC Interrupting Rating	3-Pole	—	—	—	—	—	—				
Dimensions in Inches	Height	10-50A	4.50	5.00 5.40 ^②	5.00 5.40 ^②	5.00 5.40 ^②	—	—	—			
		10-60A	—	—	—	—	—	—				
		55-125A	4.50	5.00 5.40 ^②	5.00 5.40 ^②	5.00 5.40 ^②	5.1	5.1	5.1			
	Width	1-Pole	1.00	1.00	1.00	1.00	1.0	1.0	1.0			
		2-Pole	2.00	2.00	2.00	2.00	2.0	2.0	2.0			
		3-Pole	3.00	3.00	3.00	3.00	3.0	3.0	3.0			
	Depth		2.69	2.71	2.71	2.71	3.6	3.6	3.6			
Overcurrent Devices	Thermal and Fixed magnetic Trip		✓	✓	✓	✓	✓	✓				
	Thermal and Adjustable Magnetic trip		—	—	—	—	—	—				
	Adjustable Magnetic trip only		—	—	—	—	—	—				
	Motor Circuit Protector		—	—	—	—	—	—				
	Molded Case Switch		—	—	—	—	—	—				
Accessories & Modifications	Undervoltage Trip		—	—	—	—	✓	✓				
	Shunt Trip		✓	✓	✓	✓	✓	✓				
	Auxiliary Switch		✓	✓	✓	✓	✓	✓				
	Alarm Switch		✓	✓	✓	✓	✓	✓				
	Mechanical Interlock		—	—	—	—	✓	✓				
	Fungus Proofing (ref. page 7-167)		✓	✓	✓	✓	—	—				
Individual Enclosures	Type 1 - Indoor Surface											
	Type 1 - Indoor, Flush											
	Type 3R - Outdoor-Rainproof											

7 MOLDED CASE CIRCUIT BREAKERS



**3VA41 125A
1-Pole**

For inches / millimeters conversion, see Application Data section.
For Plug-in Breakers, see Load Centers & Circuit Breakers section.

① BQD6 CSA certified 10,000A @ 600V/347V 15-70A only.
② When two numbers are shown for the xGB/xGB2 column, the top rating is for xGB and the bottom rating for xGB2.

Molded Case Circuit Breakers

Thermal-Magnetic Trip Breakers

				General Purpose Breakers									
Page				BQ	BQH	HBQ	QR2	QRH2	HQR2	HQR2H			
Ratings	AC	Poles		1, 2, 3	1, 2, 3	1, 2, 3	2, 3	2, 3	2, 3	2, 3			
		Amperes, Continuous		1-Pole	15-70	15-70	15-50	—	—	—	—		
				2-Pole	15-125	15-100	15-70	100-250	100-250	100-250	100-250		
				3-Pole	15-100	15-100	15-100	100-250	100-250	100-250	100-250		
		Volts (50/60 Hertz)		1-Pole	120/240	120/240	120/240	—	—	—	—		
				2-Pole	240	240	240	240	240	240	240		
				3-Pole	240	240	240	240	240	240	240		
		Interrupt Rating Symmetrical RMS Amperes		UL		120V	10,000	22,000	65,000	—	—	—	
						240V	10,000	22,000	65,000	10,000	25,000	65,000	100,000
						480V	—	—	—	—	—	—	—
	600/347V					—	—	—	—	—	—	—	
	IEC 947-2 50/60Hz			220/240V		1-Pole	Icu	—	—	—	—	—	
						Ics	—	—	—	—	—	—	
				380/415V		2,3-Pole	Icu	—	—	—	—	—	
						Ics	—	—	—	—	—	—	
				500V		1-Pole	Icu	—	—	—	—	—	
						Ics	—	—	—	—	—	—	
	2,3-Pole		Icu	—	—	—	—	—	—				
			Ics	—	—	—	—	—	—				
	DC		Volts — 2-Pole		—	—	—	—	—	—			
Interrupting Rating — DC Amperes			—	—	—	—	—	—	—				
Dimensions in inches	Height		15-50A	3.75	3.75	4.00	—	—	—	—			
			55-125A	4.00	4.00	4.00	—	—	—	—			
			60-225A	—	—	—	7.00	7.00	7.00	7.00			
	Width		1-Pole	1.00	1.00	1.00	—	—	—	—			
			2-Pole	2.00	2.00	2.00	3.00	3.00	3.00	3.00			
3-Pole			3.00	3.00	3.00	4.50	4.50	4.50	4.50				
Depth		2.37	2.37	2.37	2.53	2.53	2.53	2.53					
Overcurrent Devices	Thermal and Fixed Magnetic Trip		✓	✓	✓	✓	✓	✓	✓				
	Molded Case Switch		✓	—	—	—	—	—	—	✓ ^③			
Accessories and Modifications	Undervoltage Trip		—	—	—	—	—	—	—				
	Shunt Trip		✓	✓	✓	✓	✓	✓	✓				
	Auxiliary Switch		✓	✓	✓	✓	✓	✓	✓				
	Alarm Switch		—	—	—	—	—	—	—				
	Mechanical Interlock		—	—	—	✓	✓	✓	✓				
	Fungus Proofing (ref. page 7-167)		✓	✓	✓	✓	✓	✓	✓				
Individual Enclosures	Type 1 — Indoor Surface		✓	✓	✓	✓	✓	✓	✓				
	Type 1 — Indoor, Flush		✓	✓	✓	✓	✓	✓	✓				
	Type 3R — Outdoor-Rainproof		✓	✓	✓	✓	✓	✓	✓				
	Type 5, 12 — Lint, Fine Dust, Oils, Coolants		—	—	—	—	—	—	—				



For inches / millimeters conversion, see Application Data section.

① CQD breakers are rated 14,000 KAIC at 480/277V.

② Type CQD6—CSA only.

③ 3-pole only.

④ Applicable for 15-30A breakers only.

Molded Case Circuit Breakers

Thermal-Magnetic Trip Breakers

Page			General Purpose Breakers					
			CQD 7-43	NGG 7-44	HGG 7-44	LGG 7-44		
Ratings	AC	Poles	1, 2, 3	1, 2, 3	1, 2, 3	1, 2, 3		
		Amperes, Continuous	1-Pole	15-100	15-125	15-125	15-125	
			2-Pole	15-100	15-125	15-125	15-125	
			3-Pole	15-100	15-125	15-125	15-125	
		Volts (50/60 Hertz)	1-Pole	277	347	347	347	
			2-Pole	480/277	600/347	600/347	600/347	
			3-Pole	480/277	600/347	600/347	600/347	
		Interrupt Rating Symmetrical RMS Amperes	UL	120V	65,000	65,000	65,000	65,000
				240V	65,000	65,000	65,000	65,000
				480V	14,000 ^①	25,000	35,000	65,000
	600/347V			10,000 ^②	14,000	14,000	14,000	
	IEC 947-2 50/ 60Hz		220/ 240V	1-Pole	I _{cu} 18,000 ^③ I _{cs} 9,000 ^④	25,000 12,500	— —	— —
				2,3-Pole	I _{cu} 65,000 ^③ I _{cs} 32,500 ^④	65,000 32,500	— —	— —
			380/ 415V	1-Pole	I _{cu} — I _{cs} —	— —	— —	— —
				2,3-Pole	I _{cu} 18,000 ^④ I _{cs} 9,000 ^④	25,000 12,500	— —	— —
			500V	1-Pole	I _{cu} — I _{cs} —	— —	— —	— —
				2,3-Pole	I _{cu} — I _{cs} —	— —	— —	— —
	DC	Volts — 2-Pole		125/250	125/250	125/250	125/250	
		Interrupting Rating — DC Amperes		14,000	14,000	14,000	14,000	
	Dimensions in inches	Height	15-50A	4.50	5.40	5.40	5.40	
55-125A			4.50	5.40	5.40	5.40		
60-225A			—	—	—	—		
Width		1-Pole	1.00	1.00	1.00	1.00		
		2-Pole	2.00	2.00	2.00	2.00		
	3-Pole	3.00	3.00	3.00	3.00			
Depth		2.87	2.90	2.90	2.90			
Overcurrent Devices	Thermal and Fixed Magnetic Trip		✓	✓	✓	✓		
	Molded Case Switch		—	—	—	—		
Accessories and Modifications	Undervoltage Trip		—	—	—	—		
	Shunt Trip		✓	✓	✓	✓		
	Auxiliary Switch		✓	✓	✓	✓		
	Alarm Switch		✓	✓	✓	✓		
	Mechanical Interlock		—	—	—	—		
	Fungus Proofing (ref. page 7-167)		✓	✓	✓	✓		
Individual Enclosures	Type 1 — Indoor Surface		—	✓	✓	✓		
	Type 1 — Indoor, Flush		—	✓	✓	✓		
	Type 3R — Outdoor-Rainproof		—	✓	✓	✓		
	Type 5, 12 — Lint, Fine Dust, Oils, Coolants		—	—	✓	✓		



For inches / millimeters conversion, see Application Data section.

① CQD breakers are rated 14,000 KAIC at 480/277V.
 ② Type CQD6—CSA only.

③ 3-pole only.
 ④ Applicable for 15-30A breakers only.

Molded Case Circuit Breakers

3VA UL Breakers

Reference Guide



Type	3VA51	3VA51	3VA52	3VA53	3VA54	3VA55
Page	7-50	7-50, 7-51, 7-52	7-58, 7-59, 7-60	7-66, 7-67	7-71	7-75
Number of Poles	1	2, 3, 4	2 in 3-pole, 3, 4	2 in 3-pole, 3, 4	2 in 3-pole, 3, 4	3, 4

3VA5 molded case circuit breakers						
Size	125 A	125 A	250 A	400 A	600 A	800 A
Rated current I_n	A 15 ... 125	15 ... 125	100 ... 250	200 ... 400	400 ... 600	600 ... 800
Frequency	Hz 0 ... 400	0 ... 400	0 ... 400	0 ... 400	0 ... 400	0 ... 400

Electrical characteristics according to UL489						
Rated operational voltage 50/60 Hz AC	V 347	600	600	600	600	600

Electrical characteristics according to IEC 60947-2						
Rated operational voltage U_e 50/60 Hz AC	V 415	690	690	690	690	690
Rated insulation voltage U_i	V 500	800	800	800	800	800
Rated impulse withstand voltage U_{imp}	kV 8	8	8	8	8	8

Short-circuit breaking capacity according to UL 489 UL Breaker Type		S			M			H			S			M			H			M			H			C			M			H			C			M			H			C		
		SEAS	MEAS	HEAS	SEAS	MEAS	HEAS	SEAS	MEAS	HEAS	MFAS	HFAS	CFAS	MJAS	HJAS	CJAS	MLAS	HLAS	CLAS	MMAS	HMAS	CMAS	SEAS	MEAS	HEAS	MFAS	HFAS	CFAS	MJAS	HJAS	CJAS	MLAS	HLAS	CLAS	MMAS	HMAS	CMAS									
120 V AC / 50/60 Hz	kA	65	85	150	—	—	—	—	—	—	—	—	—	—	—	—	—	—	—	—	—	—	—	—	—	—	—	—	—	—	—	—	—	—	—	—	—									
240 V AC / 50/60 Hz	kA	—	—	—	65	85	100	85	100	200	85	100	200	85	100	200	85	100	200	85	100	200	—	—	—	—	—	—	—	—	—	—	—	—	—	—	—									
277 V AC / 50/60 Hz	kA	25	35	50	—	—	—	—	—	—	—	—	—	—	—	—	—	—	—	—	—	—	—	—	—	—	—	—	—	—	—	—	—	—	—	—	—									
347 V AC / 50/60 Hz	kA	14	18	18	—	—	—	—	—	—	—	—	—	—	—	—	—	—	—	—	—	—	—	—	—	—	—	—	—	—	—	—	—	—	—	—	—									
480 Y/277 V AC / 50/60 Hz	kA	—	—	—	25	35	65	35	65	100	35	65	100	35	65	100	35	65	100	35	65	100	—	—	—	—	—	—	—	—	—	—	—	—	—	—	—									
480 V AC / 50/60 Hz	kA	—	—	—	25	35	65	35	65	100	35	65	100	35	65	100	35	65	100	35	65	100	—	—	—	—	—	—	—	—	—	—	—	—	—	—	—									
600 Y/347 V AC / 50/60 Hz	kA	—	—	—	14	18	25	18	25	35	18	25	35	18	25	35	18	25	35	18	25	35	—	—	—	—	—	—	—	—	—	—	—	—	—	—	—									
600 V AC / 50/60 Hz	kA	—	—	—	—	—	—	—	—	—	—	—	—	—	—	—	—	—	—	—	—	—	—	—	—	—	—	—	—	—	—	—	—	—	—	—	—									
125 V DC	kA	14	25	30	—	—	—	—	—	—	—	—	—	—	—	—	—	—	—	—	—	—	—	—	—	—	—	—	—	—	—	—	—	—	—	—	—									
250 V DC	kA	—	—	—	50	85	100	50	85	100	50	85	100	50	85	100	50	85	100	50	85	100	—	—	—	—	—	—	—	—	—	—	—	—	—	—	—									
500 V DC	kA	—	—	—	50	85	100	50	85	100	50	85	100	50	85	100	50	85	100	50	85	100	—	—	—	—	—	—	—	—	—	—	—	—	—	—	—									
600 V DC (3-pole only)	kA	—	—	—	—	—	—	—	—	—	—	—	—	—	—	—	—	—	—	—	—	—	—	—	—	—	—	—	—	—	—	—	—	—	—	—	—									
750 V DC	kA	—	—	—	—	—	—	—	—	—	—	—	—	—	—	—	—	—	—	—	—	—	—	—	—	—	—	—	—	—	—	—	—	—	—	—	—									
1000 V DC (4-pole only)	kA	—	—	—	—	—	—	—	—	—	—	—	—	—	—	—	—	—	—	—	—	—	—	—	—	—	—	—	—	—	—	—	—	—	—	—	—									

Short-circuit breaking capacity according to IEC 60947-2		S			M			H			M			H			C			M			H			C			M			H			C		
		SEAS	MEAS	HEAS	SEAS	MEAS	HEAS	SEAS	MEAS	HEAS	MFAS	HFAS	CFAS	MJAS	HJAS	CJAS	MLAS	HLAS	CLAS	MMAS	HMAS	CMAS	SEAS	MEAS	HEAS	MFAS	HFAS	CFAS	MJAS	HJAS	CJAS	MLAS	HLAS	CLAS	MMAS	HMAS	CMAS
Rated ultimate short-circuit breaking capacity I_{cu}		—	—	—	—	—	—	—	—	—	—	—	—	—	—	—	—	—	—	—	—	—	—	—	—	—	—	—	—	—	—	—	—	—	—	—	—
Rated service short-circuit breaking capacity I_{cs}		—	—	—	—	—	—	—	—	—	—	—	—	—	—	—	—	—	—	—	—	—	—	—	—	—	—	—	—	—	—	—	—	—	—	—	—
rms value, according to IEC 60947-2		—	—	—	—	—	—	—	—	—	—	—	—	—	—	—	—	—	—	—	—	—	—	—	—	—	—	—	—	—	—	—	—	—	—	—	—
240 V AC / 50/60 Hz	kA	25/25	36/36	55/55	55/55	85/85	150/150	85/85	100/100	200/200	85/85	100/100	200/200	85/85	100/100	200/200	85/85	100/100	200/200	85	100	200	—	—	—	—	—	—	—	—	—	—	—	—	—	—	—
415 V AC / 50/60 Hz	kA	5/5	5/5	5/5	36/36	55/55	70/70	55/55	70/70	110/110	55/55	70/70	110/110	55/55	70/70	110/110	55/55	70/70	110/110	55	70	110	—	—	—	—	—	—	—	—	—	—	—	—	—	—	—
690 V AC / 50/60 Hz	kA	—	—	—	5/5	7/5	10/5	7/7	10/10	10/10	7/7	10/10	10/10	7/7	10/10	10/10	7/7	10/10	10/10	25	35	35	—	—	—	—	—	—	—	—	—	—	—	—	—	—	—
125 V DC	kA	14	25	30	—	—	—	—	—	—	—	—	—	—	—	—	—	—	—	—	—	—	—	—	—	—	—	—	—	—	—	—	—	—	—	—	
250 V DC	kA	—	—	—	50	85	100	50	85	100	50	85	100	50	85	100	50	85	100	50	85	100	—	—	—	—	—	—	—	—	—	—	—	—	—	—	
500 V DC	kA	—	—	—	50	85	100	50	85	100	50	85	100	50	85	100	50	85	100	50	85	100	—	—	—	—	—	—	—	—	—	—	—	—	—	—	—
750 V DC (3-pole only)	kA	—	—	—	—	—	—	—	—	—	—	—	—	—	—	—	—	—	—	—	—	—	—	—	—	—	—	—	—	—	—	—	—	—	—	—	—

Applicable Standards:

- UL489 — Molded Case Circuit Breakers
- UL486A-UL486B — Wire connectors
- UL 489 / CSA C22.2 NO. 5-16 / NMX-J-266-ANCE-2016 — Molded Case Circuit Breakers, Molded Case Switches and Circuit Breaker Enclosures
- EN 60947-1 AMD 2 — Molded case circuit breakers
- EN 60947-2 AMD 2 2013
- EN 50581 2012 — RoHS compliant
- All 3VA breakers are HACR rated per UL

Molded Case Circuit Breakers

3VA UL Breakers

Reference Guide



3VA57	3VA58	3VA59	3VA61	3VA62	3VA63
7-81	7-85	7-89	7-54, 7-55	7-62, 7-63	7-68, 7-69
2, 3	3	3	3, 4	3, 4	3, 4
1200A	1600A	2000A	150 A	250 A	400 A
800, 900, 1000, 1200	1400, 1600	1800, 2000	15 ... 125	15 ... 125	100 ... 250
0 ... 400	0 ... 400	0 ... 400	50/60 Hz	50/60 Hz	50/60 Hz
600	600	600	600	600	600
690	690	690	690	690	690
800	800	800	800	800	800
8	8	8	8	8	8

M H C	M H C	M H C	M H C L E	M H C L E	M H C L E
MNAS HNAS CNAS	MPAS HPAS CPAS	MRAS HRAS CRAS	MDAE HDAE CDAE LDAE EDAE	MFAE HF AE CFAE LFAE EFAE	MJAE HJAE CJAE LJAE EJAE
85 100 200	85 100 200	85 100 200	100 100 200 200	100 100 200 200	100 100 200 200
35 65 100	35 65 100	35 65 100	35 65 100 150 200	35 65 100 150 200	35 65 100 150 200
25 35 65	25 35 65	25 35 65	18 22 35 50 100	18 22 35 50 100	18 22 35 50 100
25 35 65	25 35 65	25 35 65	18 22 35 50 100	18 22 35 50 100	18 22 35 50 100
50 85 100	50 85 100	50 85 100	— — — — —	— — — — —	— — — — —
50 85 100	50 85 100	50 85 100	— — — — —	— — — — —	— — — — —
50 85 100	50 85 100	50 85 100	— — — — —	— — — — —	— — — — —

M H C	M H C	M H C	M H C L E	M H C L E	M H C L E
65/35 100/50 200/100	65/35 100/50 200/100	— — —	85/85 110/110 150/150 200/200	85/85 110/110 150/150 200/200	85/85 110/110 150/150 200/200
50/25 70/35 100/50	50/25 70/35 100/50	— — —	55/55 85/85 110/110 150/150 150/150	55/55 85/85 110/110 150/150 150/150	55/55 85/85 110/110 150/150 150/110
20/10 30/15 35/17	20/10 30/15 35/17	— — —	2.5/2.5 2.5/2.5 2.5/2.5 2.5/2.5 3/3	3/3 3/3 3/3 3/3 3/3	5/5 5/5 5/5 5/5 6/6
30 30 30	30 30 30	— — —	— — — — —	— — — — —	— — — — —

UL Type Structure

Position 1	Position 2	Position 3	Position 4
KAIC @ 480V	Frame (max amps)	Family	Trip System / Special Application
S = 25=low M = 35=med low H = 65=med C = 100=med high L = 150=high E = 200=extra high	E = 125A D = 150A F = 250A J = 400A L = 600A	M = 800A MN = 1000A N = 1200A P = 1600A R = 2000A	S = Standard TMTU or MCS (Molded Case Switch) E = High End ETU B = Panelboard TMTU (Bolt-on) M = TMTU 50°C/NAVAL (UL 489 SB) P = TMTU MCP (Motor Circuit Protector) R = ETU MCP (Motor Circuit Protector)

7 MOLDED CASE CIRCUIT BREAKERS

Molded Case Circuit Breakers

3VA UL Breakers

Reference Guide



Type	3VA64	3VA65	3VA66	3VA67	3VA68	3VA69
Page	7-72, 7-73	7-76, 7-77	7-79, 7-80	7-82, 7-83	7-86, 7-87	7-90
Number of Poles	3, 4	3, 4	3, 4	3	3	3

3VA molded case circuit breakers

Size	600 A	800A	1000A	1200 A	1600 A	2000 A
Rated current I_n	A 200 ... 400	600-800	1000	800, 1000, 1200	1600	2000
Frequency	Hz 50/60 Hz	50/60 Hz	50/60 Hz	50/60 Hz	50/60 Hz	50/60 Hz

Electrical characteristics according to UL489

Rated operational voltage 50/60 Hz AC	V 600	600	600	600	600	600
---------------------------------------	-------	-----	-----	-----	-----	-----

Electrical characteristics according to IEC 60947-2

Rated operational voltage U_e 50/60 Hz AC	V 690	690	690	690	690	690
Rated insulation voltage U_i	V 800	800	800	800	800	800
Rated impulse withstand voltage U_{imp}	kV 8	8	8	8	8	8

Short-circuit breaking capacity according to UL 489
UL Breaker Type

	M	H	C	L	E	M	H	C	M	H	C	M	H	C	M	H	C	M	H	C	
	MLAE	HLAE	CLAE	LLAE	ELAE	MMAE	HMAE	CMAE	MMNAE	HMNAE	CMNAE	MNAE	HNAE	CNAE	MPAE	HPAE	CPAE	MRAE	HRAE	CRAE	
120 V AC / 50/60 Hz	kA	—	—	—	—	—	—	—	—	—	—	—	—	—	—	—	—	—	—	—	
240 V AC / 50/60 Hz	kA	100	100	200	200	—	100	150	200	100	150	200	85	100	200	85	100	200	85	100	200
277 V AC / 50/60 Hz	kA	—	—	—	—	—	—	—	—	—	—	—	—	—	—	—	—	—	—	—	
347 V AC / 50/60 Hz	kA	—	—	—	—	—	—	—	—	—	—	—	—	—	—	—	—	—	—	—	
480 Y/277 V AC / 50/60 Hz	kA	35	65	100	150	200	35	65	100	35	65	100	—	—	—	—	—	—	—	—	
480 V AC / 50/60 Hz	kA	35	65	100	150	200	35	65	100	35	65	100	35	65	100	35	65	100	35	65	100
600 Y/347 V AC / 50/60 Hz	kA	18	22	35	50	100	25	35	50	25	35	50	—	—	—	—	—	—	—	—	
600 V AC / 50/60 Hz	kA	18	22	35	50	100	25	35	50	25	35	50	25	35	65	25	35	65	25	35	65
125 V DC	kA	—	—	—	—	—	—	—	—	—	—	—	—	—	—	—	—	—	—	—	
250 V DC	kA	—	—	—	—	—	—	—	—	—	—	—	—	—	—	—	—	—	—	—	
500 V DC	kA	—	—	—	—	—	—	—	—	—	—	—	—	—	—	—	—	—	—	—	
600 V DC (3-pole only)	kA	—	—	—	—	—	—	—	—	—	—	—	—	—	—	—	—	—	—	—	
750 V DC (4-pole only)	kA	—	—	—	—	—	—	—	—	—	—	—	—	—	—	—	—	—	—	—	
1000 V DC (4-pole only)	kA	—	—	—	—	—	—	—	—	—	—	—	—	—	—	—	—	—	—	—	

Short-circuit breaking capacity according to IEC 60947-2

	M	H	C	L	E	M	H	C	M	H	C	M	H	C	M	H	C	M	H	C	
Rated ultimate short-circuit breaking capacity I_{cu}																					
Rated service short-circuit breaking capacity I_{cs}																					
rms value, according to IEC 60947-2																					
240 V AC / 50/60 Hz	kA	85/85	110/110	150/150	200/200	—	85/85	110/110	200/150	85/85	110/110	200/150	65/35	100/50	200/100	65/35	100/50	200/100	—	—	—
415 V AC / 50/60 Hz	kA	55/55	85/85	110/110	150/150	150/110	55/55	85/85	110/85	55/55	85/85	110/85	50/25	70/35	100/50	50/25	70/35	100/50	—	—	—
690 V AC / 50/60 Hz	kA	6/6	6/6	6/6	6/6	6/6	25/19	35/19	35/19	25/19	35/19	35/19	20/10	30/15	35/17	20/10	30/15	35/17	—	—	—
125 V DC	kA	—	—	—	—	—	—	—	—	—	—	—	—	—	—	—	—	—	—	—	
250 V DC	kA	—	—	—	—	—	—	—	—	—	—	—	—	—	—	—	—	—	—	—	
500 V DC	kA	—	—	—	—	—	—	—	—	—	—	—	—	—	—	—	—	—	—	—	
750 V DC (3-pole only)	kA	—	—	—	—	—	—	—	—	—	—	—	—	—	—	—	—	—	—	—	

— Not available

Molded Case Circuit Breakers

Thermal-Magnetic Trip Breakers

Page			General Purpose Breakers											
			ED2	ED4	ED6	HED4	HHED6	CED6	FD6A, FXD6A	HFD6, HFXD6	HHFD6, HHFXD6	CFD6		
Ratings			7-128	7-128	7-128	7-129	7-129	7-129	7-131	7-132	7-132	7-132		
AC	Poles		1, 2, 3	1, 2, 3	1 [Ⓢ] , 2, 3	1, 2, 3	3	2, 3	2, 3	2, 3	2, 3	3		
		Amperes, Continuous		15-100	15-125	15-125 [Ⓢ]	15-125	15-50	15-125	70-250	70-250	70-250	70-250	
			Volts 50/60HZ	1-Pole	120	277	347	277	—	—	—	—	—	—
	2-Pole			240	480	600	480	600	600	600	600	600	600	
	3-Pole	240		480	600	480	600	600	600	600	600	600		
	Interrupt Rating Symmetrical RMS Amperes	UL	120V	10,000	—	—	100,000	—	—	—	—	—	—	
			240V	10,000	65,000	65,000	100,000 [Ⓢ]	100,000	200,000	65,000	100,000	200,000	200,000	
			277V	—	22,000 [Ⓢ]	—	65,000 [Ⓢ]	—	—	—	—	—	—	
			347V	—	—	30,000	—	—	—	—	—	—	—	
			480V	—	18,000	25,000	42,000	65,000	200,000	35,000	65,000	100,000	200,000	
			600V	—	—	18,000	—	18,000	100,000	22,000	25,000	25,000	100,000	
		IEC 947-2 50/60HZ	220/240V	lcu	—	—	65,000 [Ⓢ]	—	—	—	65,000	100,000	—	—
				lcs	—	—	17,000 [Ⓢ]	—	—	—	33,000	50,000	—	—
			380/415V	lcu	—	—	35,000 [Ⓢ]	—	—	—	35,000	65,000	—	—
				lcs	—	—	9,000 [Ⓢ]	—	—	—	18,000	33,000	—	—
500V			lcu	—	—	18,000 [Ⓢ]	—	—	—	—	—	—	—	
			lcs	—	—	5,000 [Ⓢ]	—	—	—	—	—	—	—	
DC	2-Pole, 250V DC Interrupting Ratings		5,000	30,000	30,000	30,000	—	30,000	30,000	30,000	—	50,000		
	3-Pole, 500V DC Interrupting Ratings [Ⓢ]		—	—	18,000	—	—	50,000	18,000	25,000	—	50,000		
Dimensions in inches	Height		6.34	6.34	6.34	6.34	6.58	9.26	9.50	9.50	14.12	14.12		
	Width	1-Pole	1.00	1.00	1.00	1.00	—	—	—	—	—	—		
		2-Pole	2.00	2.00	2.00	2.00	2.00	2.00	4.50	4.50	4.50	4.50		
		3-Pole	3.00	3.00	3.00	3.00	3.00	3.00	4.50	4.50	4.50	4.50		
		4-Pole	—	—	—	—	—	—	—	—	—	—		
Depth		4.00	4.00	4.00	4.00	4.00	4.00	4.00	4.00	4.00	4.00			
Overcurrent Devices	Thermal and Fixed Magnetic Trip		✓	✓	✓	✓	✓	✓	—	—	—	—		
	Thermal and Adjustable Magnetic Trip		—	—	—	—	—	—	✓	✓	✓	✓		
	Adjustable Magnetic Trip only		—	—	✓	—	—	✓	✓	—	—	✓		
	Motor Circuit Protector		—	—	—	—	—	—	✓	—	—	✓		
	Molded Case Switch		✓	✓	✓	—	—	✓	✓	—	—	✓		
Accessories and Modifications	Undervoltage Trip		✓	✓	✓	✓	✓	✓	✓	✓	✓	✓		
	Shunt Trip		✓	✓	✓	✓	✓	✓	✓	✓	✓	✓		
	Auxiliary Switch		✓	✓	✓	✓	✓	✓	✓	✓	✓	✓		
	Alarm Switch		✓	✓	✓	✓	✓	✓	✓	✓	✓	✓		
	Mechanical Interlock		—	—	—	—	—	—	✓	✓	✓	✓		
	Rear Connection Studs		✓	✓	✓	✓	✓	✓	✓	✓	✓	✓		
	Electric Motor Operator		✓	✓	✓	✓	✓	✓	✓	✓	✓	✓		
	Plug-In Mounting Assembly (3 Pole Only)		✓	✓	✓	✓	✓	✓	✓	✓	✓	✓		
	Fungus Proofing (ref. page 7-167)		✓	✓	✓	✓	✓	✓	✓	✓	✓	✓		
Individual Enclosures	Type 1 — Indoor Surface		✓	✓	✓	✓	✓	✓	✓	✓	✓	✓		
	Type 1 — Indoor, Flush		✓	✓	✓	✓	✓	✓	—	✓	—	✓		
	Type 3R — Outdoor-Rainproof		✓	✓	✓	✓	✓	✓	✓	✓	✓	✓		
	Type 7 — Flammable Gas Atmosphere		✓	✓	✓	✓	✓	—	✓	✓	✓	—		
	Type 9 — Combustion Dusttight		✓	✓	✓	✓	✓	—	✓	✓	✓	—		
	Type 5, 12 — Lint, Fine Dust, Oils, Coolants		✓	✓	✓	✓	✓	✓	✓	✓	✓	✓		
	Type 12K — Semi-Dusttight		✓	✓	✓	✓	✓	✓	✓	✓	✓	✓		

7 MOLDED CASE CIRCUIT BREAKERS

For inches / millimeters conversion, see Application Data section.

- Ⓢ 1-pole only.
- Ⓢ 35-100A: 25,000 AIR at 277V AC/15-30A; 65,000 AIR at 277V AC.
- Ⓢ For DC UPS system application.
- Ⓢ Single pole ED6 (15-30A) 30kA, (35-100A) 18 kA. CSA Only.
- Ⓢ Single pole HED4, 15-30A: 65,000 AIR at 240V AC; single pole HED4, 35-100A: 25,000 AIR at 240V AC.
- Ⓢ HGG and LGG breakers are rated at 600/347V.
- Ⓢ ED6, 2-pole available 20-30 amps only.
- Ⓢ Rating applicable only to 3-pole breakers



Molded Case Circuit Breakers

Thermal-Magnetic Trip Breakers

Page			General Purpose Breakers											
			JXD2-A	JD6-A, JXD6-A	HJD6-A, HJXD6-A	HHJD6-A, HHJXD6-A	CJD6-A	LD6, LXD6	HLD6, HLXD6	HHL6, HHLXD6	CLD6-A			
Ratings			7-134	7-134	7-135	7-135	7-135	7-137	7-138	7-138	7-138			
AC	Poles		2, 3	2, 3	2, 3	2, 3	3	2, 3	2, 3	2, 3	3			
	Amperes, Continuous		200-400	200-400	200-400	200-400	200-400	250-600	250-600	250-600	450-600			
	Volts 50/60HZ		240	600	600	600	600	600	600	600	600			
	Interrupt Rating Symmetrical RMS Amperes	UL	2-Pole	240V	65,000	65,000	100,000	200,000	200,000	65,000	100,000	200,000	200,000	
			3-Pole	480V	—	35,000	65,000	100,000	150,000	35,000	65,000	100,000	150,000	
			600V	—	25,000	35,000	50,000	100,000	25,000	35,000	50,000	100,000		
		IEC 947-2 50/60HZ ^①	220/240V	lcu	—	65,000	100,000	—	—	65,000	100,000	—	—	
				lcs	—	33,000	50,000	—	—	33,000	50,000	—	—	
			380/415V	lcu	—	40,000	65,000	—	—	40,000	65,000	—	—	
				lcs	—	20,000	33,000	—	—	20,000	33,000	—	—	
			500V	lcu	—	—	—	—	—	—	—	—	—	—
				lcs	—	—	—	—	—	—	—	—	—	—
	DC	2-Pole 250V DC Interrupting Ratings		30,000	30,000	30,000	—	—	30,000	30,000	—	—		
		3-Pole, 500V DC Interrupting Ratings ^②		—	25,000	35,000	—	50,000	35,000	—	—	50,000		
	Dimensions in inches	Height		11.00	11.00	11.00	11.00	17.86	11.00	11.00	11.00	17.86		
Width		7.50	7.50	7.50	7.50	7.50	7.50	7.50	7.50	7.50				
Depth		4.00	4.00	4.00	4.00	4.00	4.00	4.00	4.00	4.00				
Overcurrent Devices	Thermal and Fixed Magnetic Trip		—	—	—	—	—	—	—	—	—			
	Thermal and Adjustable Magnetic Trip		✓	✓	✓	✓	✓	✓	✓	✓	✓			
	Adjustable Magnetic Trip Only Motor Circuit Protector		—	✓	—	—	✓	✓	—	—	✓			
	Molded Case Switch		✓	✓	✓	—	✓	✓	✓	—	✓			
Accessories & Modifications	Undervoltage Trip		✓	✓	✓	✓	✓	✓	✓	✓	✓			
	Shunt Trip		✓	✓	✓	✓	✓	✓	✓	✓	✓			
	Auxiliary Switch		✓	✓	✓	✓	✓	✓	✓	✓	✓			
	Alarm Switch		✓	✓	✓	✓	✓	✓	✓	✓	✓			
	Mechanical Interlock		✓	✓	✓	✓	✓	✓	✓	✓	✓			
	Rear Connection Studs		✓	✓	✓	✓	✓	✓	✓	✓	✓			
	Electric Motor Operator		✓	✓	✓	✓	✓	✓	✓	✓	✓			
	Plug-In Mounting Assembly		✓	✓	✓	✓	✓	✓	✓	✓	✓			
	Fungus Proofing (ref. page 7-167)		—	✓	✓	✓	✓	✓	✓	✓	✓			
Individual Enclosures	Type 1 — Indoor Surface		✓	✓	✓	✓	✓	✓	✓	✓	✓			
	Type 1 — Indoor, Flush		—	—	—	—	—	—	—	—	—			
	Type 3R — Outdoor-Rainproof		✓	✓	✓	✓	✓	✓	✓	✓	✓			
	Type 7 — Flammable Gas Atmosphere		✓	✓	✓	✓	—	✓	✓	✓	—			
	Type 9 — Combustion Dusttight		✓	✓	✓	✓	—	✓	✓	✓	—			
	Type 5, 12 — Lint, Fine Dust, Oils, Coolants		✓	✓	✓	✓	✓	✓	✓	✓	✓			
Type 12K — Semi-Dusttight		✓	✓	✓	✓	✓	✓	✓	✓	✓				

For inches / millimeters conversion, see Application Data section.

① Only applicable to non-interchangeable trip unit types: JXD6-A, HJXD6-A, LXD6 and HLXD6

② For DC UPS application.

Molded Case Circuit Breakers

Thermal-Magnetic Trip Breakers

Page			General Purpose Breakers								
			LMD6, LMXD6	HLMD6, HLMXD6	MD6, MXD6	HMD6, HMXD6	CMD6	ND6, NXD6	HND6, HNXD6		
Ratings			7-140	7-141	7-143	7-144	7-144	7-146	7-147		
AC	Poles		2, 3	2, 3	2, 3	2, 3	3	2, 3	2, 3		
	Amperes, Continuous		500-800	500-800	500-800	500-800	400-800	800-1200	800-1200		
	Volts 50/60 HZ	2-Pole 3-Pole	600	600	600	600	600	600	600		
	Interrupt Rating Symmetrical RMS Amperes	UL	240V	65,000	100,000	65,000	100,000	200,000	65,000	100,000	
			480V	50,000	65,000	50,000	65,000	100,000	50,000	65,000	
			600V	25,000	50,000	25,000	50,000	65,000	25,000	50,000	
		IEC 947-2 50/60HZ [Ⓢ]	220/ 240V	lcu	—	—	65,000	100,000	—	65,000	100,000
				lcs	—	—	33,000	50,000	—	33,000	50,000
			380/ 415V	lcu	—	—	40,000	65,000	—	40,000	65,000
		lcs	—	—	20,000	33,000	—	20,000	33,000		
	500V	lcu	—	—	—	—	—	—	—		
	lcs	—	—	—	—	—	—	—	—		
DC	2-Pole 250V DC Interrupting Ratings		30,000	30,000	30,000	30,000	30,000	30,000	30,000		
	3-Pole, 500V DC Interrupting Ratings [Ⓣ]		25,000	50,000	25,000	50,000	50,000	25,000	50,000		
Dimensions in inches	Circuit breakers require Connect-all mounting block. Dims shown are for circuit breaker only.	Height	16.00	16.00	16.00	16.00	16.00	16.00	16.00		
		Width	7.50	7.50	9.00	9.00	9.00	9.00	9.00		
		Depth	4.59	4.59	6.19	6.19	6.19	6.19	6.19		
Overcurrent Devices	Thermal and Adjustable Magnetic Trip		✓	✓	✓	✓	✓	✓	✓		
	Adjustable Magnetic Trip Only		✓	—	✓	—	✓	—	—		
	Motor Circuit Protector							✓	—		
	Molded Case Switch							✓	—		
Accessories and Modifications	Undervoltage Trip		✓	—	✓	—	✓	✓	✓		
	Shunt Trip		✓	✓	✓	✓	✓	✓	✓		
	Auxiliary Switch		✓	✓	✓	✓	✓	✓	✓		
	Alarm Switch		✓	✓	✓	✓	✓	✓	✓		
	Mechanical Interlock		✓	✓	✓	✓	✓	✓	✓		
	Rear Connections Studs		✓	✓	✓	✓	✓	✓	✓		
	Electric Motor Operator		✓	✓	✓	✓	✓	✓	✓		
	Plug-in Mounting Assembly		✓	✓	✓	✓	✓	✓	✓		
	Fungus Proofing (ref. page 7-167)		—	—	✓	✓	✓	✓	✓		
Mounting Block (required)		—	—	—	—	—	—	—			
Individual Enclosures	Type 1 — Indoor Surface		✓	✓	✓	✓	✓	✓	✓		
	Type 1 — Indoor, Flush		—	—	—	—	—	—	—		
	Type 3R — Outdoor-Rainproof		✓	✓	✓	✓	✓	✓	✓		
	Type 7 — Flammable Gas Atmosphere		—	—	—	—	—	—	—		
	Type 9 — Combustion Dusttight		—	—	—	—	—	—	—		
	Type 5, 12 — Lint, Fine Dust, Oils, Coolants		—	—	—	—	—	—	—		
Type 12K — Semi-Dusttight		✓	✓	✓	✓	✓	✓	✓			

For inches / millimeters conversion, see Application Data section.

Ⓣ For DC UPS application.

Ⓢ Requires Connect-all mounting assembly. Dimensions shown are for circuit breaker only.

Ⓣ Only applicable to non-interchangeable trip unit types: NXD6, HNXD6, MXD6 and HMXD6

Molded Case Circuit Breakers

Reference Guide

Selection

Thermal-Magnetic Trip Breakers

			General Purpose Breakers							
			CND6	PD6 ^② PXD6 ^②	HPD6 ^② HPXD6 ^②	CPD6 ^②	RD6 ^① RXD6 ^①	HRD6 ^① HRXD6 ^①		
Page			7-147	7-149	7-149	7-149	7-152	7-152		
Ratings	AC	Poles	3	3	3	3	3	3		
		Amperes, Continuous		800-1200	1200-1600	1200-1600	1200-1600	1600-2000	1600-2000	
		Volts 50/60 HZ		600	600	600	600	600	600	
		Interrupt Rating Symmetrical RMS Amperes	UL	2-Pole						
				3-Pole						
					240V	200,000	65,000	100,000	200,000	65,000
			IEC 947-2 50/60HZ ^③	480V	100,000	50,000	65,000	100,000	50,000	65,000
				600V	65,000	25,000	50,000	65,000	25,000	50,000
				500V	lcu	—	—	—	—	—
		lcs	—		—	—	—	—	—	
	DC	2-Pole 250V DC Interrupting Ratings		30,000	30,000	30,000	30,000	30,000	30,000	
		3-Pole, 500V DC Interrupting Ratings ^①		50,000	25,000	50,000	50,000	25,000	50,000	
Dimensions in inches	Circuit breakers require Connect-all mounting block. Dims shown are for circuit breaker only.		Height	16.00	16.0	16.00	16.00	16.00		
			Width	9.00	9.00	9.00	9.00	9.00		
			Depth	6.19	6.19	6.19	6.19	6.19		
Overcurrent Devices	Thermal and Adjustable Magnetic Trip		✓	✓	✓	✓	✓	✓		
	Adjustable Magnetic Trip Only		—	—	—	—	—	—		
	Motor Circuit Protector		—	—	—	—	—	—		
	Molded Case Switch		✓	✓	—	—	✓	—		
Accessories and Modifications	Undervoltage Trip		✓	✓	✓	✓	✓	✓		
	Shunt Trip		✓	✓	✓	✓	✓	✓		
	Auxiliary Switch		✓	✓	✓	✓	✓	✓		
	Alarm Switch		✓	✓	✓	✓	✓	✓		
	Mechanical Interlock		✓	✓	✓	✓	✓	✓		
	Rear Connections Studs		✓	—	—	—	—	—		
	Electric Motor Operator		✓	✓	✓	✓	✓	✓		
	Plug-in Mounting Assembly		✓	—	—	—	—	—		
	Fungus Proofing (ref. page 7-167)		✓	✓	✓	✓	✓	✓		
	Mounting Block (required)		—	✓	✓	✓	✓	✓		
Individual Enclosures	Type 1 — Indoor Surface		✓	✓	✓	✓	✓	✓		
	Type 1 — Indoor, Flush		—	—	—	—	—	—		
	Type 3R — Outdoor-Rainproof		✓	—	—	—	—	—		
	Type 7 — Flammable Gas Atmosphere		—	—	—	—	—	—		
	Type 9 — Combustion Dusttight		—	—	—	—	—	—		
	Type 5, 12 — Lint, Fine Dust, Oils, Coolants		—	—	—	—	—	—		
	Type 12K — Semi-Dusttight		✓	—	—	—	—	—		

For inches / millimeters conversion, see Application Data section.

① Requires Connect-all mounting assembly. Dimensions shown are for circuit breaker only.

Circuit Breakers

Arc-Fault and Ground-Fault Breakers

Selection/Wiring Diagrams

Arc-Fault Circuit Interrupters (AFCI)

AFCI's are designed to detect arcing faults (an unintentional arcing condition in a circuit) and mitigate the effects by functioning to de-energize the circuit when an arc-fault is detected.

Combination Type AFCI

Detects all three possible types of arc faults: line-to-ground, line-to-neutral and series arcs.

Breaker Type	Amp Rating	10,000 A IR Catalog No.	22,000 A IR Catalog No.	65,000 A IR Catalog No.
QAF2/QAFH2/HQAF2 1-Pole 120V AC	15 20	QA115AFC QA120AFC	QA115AFCH QA120AFCH	QA115AFCHH■ QA120AFCHH■
QAF/QAFH 2-Pole 120/240V AC	15 20	Q215AFC Q220AFC	Q215AFCH■ Q220AFCH■	— —
QTA Tandem 120V AC	15/15 20/20	Q1515AFC Q2020AFC	— —	— —
QAF2N Plug-on Neutral / 1-Pole 120V AC	15 20	QA115AFCN QA120AFCN	— —	— —
QAFN Plug-on Neutral / 2-Pole 120/240V AC	15 20	Q215AFCN Q220AFCN	— —	— —
QTAN Plug-on Neutral / Tandem 120V AC	15/15 20/20	Q1515AFCN Q2020AFCN	— —	— —

Dual Function (AFCI/GFCI)

The Dual Function Circuit Breaker combines Combination Type AFCI and 5mA Class A GFCI protection in one device.

Breaker Type	Amp Rating	10kAIC Catalog No.	22kAIC Catalog No.	65kAIC Catalog No.
QFGA2/QFGAH2/HQFGA2 1-Pole 120V AC	15 20	Q115DF Q120DF	Q115DFH Q120DFH	Q115DFHH■ Q120DFHH■
QFGA2N Plug-on Neutral / 1-Pole 120V AC	15 20	Q115DFN Q120DFN	— —	— —

Ground-Fault Circuit Interrupters (GFCI)

Class A (5mA) Ground Fault Protection Intended for personnel protection.

Breaker Type	Amp Rating	10kAIC Catalog No.	22kAIC Catalog No.	65kAIC Catalog No.
QPF2/QPHF2/HQPF2 1-Pole 120V AC	15 20 30	QF115A QF120A QF130A	QF115AH QF120AH QF130AH	QF115AHH■ QF120AHH■ QF130AHH■
QPF2N 1-Pole 120V AC Plug-On Neutral	15 20 30	QF115AN QF120AN QF130AN	— — —	— — —
QPFB/QPHFB/HQPFB 2-Pole 120/240V AC	15 20 25 30	Q215GF Q220GF Q225GF Q230GF	Q215GFH■ Q220GFH■ — Q230GFH■	Q215GFHH■ Q220GFHH■ — Q230GFHH■
QPF/QPHF 2-Pole 120/240V AC	35 40 45 50 60	QF235A QF240A QF245A QF250A QF260A	— QF240AH■ — QF250AH■ QF260AH■	— — — — —
QPFBN 2-Pole 120/240V AC Plug-On Neutral	15 20 30	Q215GFN Q220GFN Q230GFN	— — —	— — —

Ground-Fault Equipment Protection (30mA) Intended for equipment protection.

Breaker Type	Amp Rating	10kAIC Catalog No.	22kAIC Catalog No.	65kAIC Catalog No.
QE2/QEH2/HQE2 1-Pole 120V AC	15 20 30	QE115 QE120 QE130	— — —	— — —
QEB/QEHB/HQEB 2-Pole 120/240V AC	15 20 30	Q215EG Q220EG Q230EG	Q215EGH Q220EGH Q230EGH	Q215EGHH■ Q220EGHH■ Q230EGHH■
QE/QEH 2-Pole 120/240V AC	40 50 60	QE240 QE250 QE260	QE240H QE250H QE260H	— — —

■ Built to order. Allow 8 -10 weeks for delivery.



1-Pole Combination Type AFCI



2-Pole Combination Type AFCI



1-Pole Dual Function AFCI/GFCI



1-pole Tandem Type AFCI



1-Pole AFCI Plug-on Neutral



1-Pole Dual Function Plug-on Neutral



1-Pole GFCI



2-Pole GFCI



1-Pole Equipment Protection



2-Pole Equipment Protection

Accessories

Description	Catalog No.
Padlocking Device 1-Pole	ECPLD1
Padlocking Device 2-Pole	ECPLD2
Handle Block	ECBX231M

MOLDED CASE CIRCUIT BREAKERS

Circuit Breakers

Type QP with INSTA-WIRE

Selection

Continuous Current Rating @ 40° C	Type QP ^①	Type QPH	Type HQP
	10,000A IR	22,000A IR	65,000A IR
	Catalog Number	Catalog Number	Catalog Number

1-Pole Plug-In (120/240V AC)^②

Rating	Type QP ^③	Type QPH	Type HQP
10	Q110 ^④	—	—
15	Q115 ^④	Q115H ^④	Q115HH ^④
20	Q120 ^④	Q120H ^④	Q120HH ^④
25	Q125	Q125H■	Q125HH■
30	Q130	Q130H	Q130HH■
35	Q135■	Q135H■	Q135HH■
40	Q140	Q140H	Q140HH■
45	Q145■	Q145H■	Q145HH■
50	Q150	Q150H	Q150HH■
60	Q160	Q160H■	Q160HH■
70	Q170	Q170H■	Q170HH■



2-Pole Plug-In (Common-Trip 120/240V AC)^⑤

Rating	Type QP ^③	Type QPH	Type HQP
10	Q210 ^④	—	—
15	Q215	Q215H	Q215HH
20	Q220	Q220H	Q220HH
25	Q225	Q225H■	Q225HH■
30	Q230	Q230H	Q230HH
35	Q235	Q235H■	Q235HH■
40	Q240	Q240H	Q240HH■
45	Q245	Q245H■	Q245HH■
50	Q250	Q250H	Q250HH
60	Q260	Q260H	Q260HH
70	Q270	Q270H	Q270HH
80	Q280	Q280H■	Q280HH■
90	Q290	Q290H	Q290HH■
100	Q2100	Q2100H	Q2100HH
110	Q2110	Q2110H	Q2110HH■
125	Q2125	Q2125H	Q2125HH



2-Pole Plug-In (Common-Trip 240V AC)^{⑤⑥}

Rating	Type QP ^③	Type QPH	Type HQP
15	Q215R	—	—
20	Q220R	—	—
30	Q230R	—	—
40	Q240R	—	—
50	Q250R	—	—



3-Pole Plug-In (Common-Trip 240V AC)^⑦

Rating	Type QP ^③	Type QPH	Type HQP
15	Q315	Q315H	Q315HH■
20	Q320	Q320H	Q320HH
25	Q325	Q325H■	Q325HH■
30	Q330	Q330H	Q330HH
35	Q335	Q335H■	Q335HH■
40	Q340	Q340H	Q340HH
45	Q345	Q345H■	Q345HH■
50	Q350	Q350H	Q350HH
60	Q360	Q360H	Q360HH
70	Q370	Q370H	Q370HH■
80	Q380	Q380H	Q380HH■
90	Q390	Q390H	Q390HH■
100	Q3100	Q3100H	Q3100HH

QP / QPH / HQP Internal Accessories

Control Voltage AC	Catalog Number	Field/Factory Installed
120V Shunt Trip	add suffix ...00S01■	Factory
24V Shunt Trip	add suffix ...00S07■	Factory
120V Auxiliary Switch	add suffix ...01■ ^⑧	Factory

For external accessories, please refer to page 7-169

■ Built to order. Allow 2-3 weeks for delivery.

① UL Listed for use with 60/75° wire through 40 amps, UL listed for use with 75° wire only for 50 amps and above, HACR rated.

② Shipped 12 per sleeve.

③ Type QP1, UL listed for 16 AWG conductors and multiple wires.

④ UL Listed for use on 3-phase grounded "B" systems — 10,000 for this application.

⑤ Shipped 6 per sleeve.

⑥ UL Listed for frequent switching applications (SWD). 120V AC Fluorescent Lighting.

⑦ Shipped 4 per sleeve.

⑧ 1A and 1B contacts.

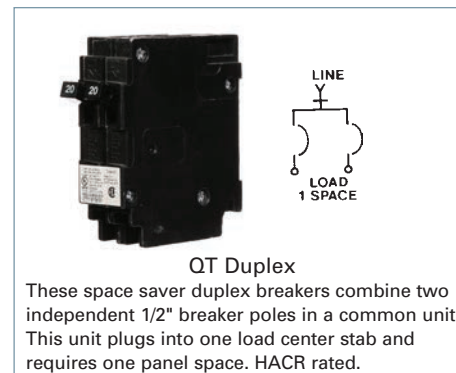
Circuit Breakers

Duplex, Triplex and Quadplex Plug-In Breakers

Selection


Duplex Circuit Breakers

Breaker Type	Ampere Rating	Catalog Number	Catalog Number
QT 1-Pole 10K AIC 120V AC	15-15	Q1515	Q1515NC ^①
	15-20	Q1520	Q1520NC ^①
	20-20	Q2020	Q2020NC ^①
	20-30	Q2030	—
	30-15■	Q3015	—
	30-20	Q3020	—
	30-30	Q3030	Q3030NC ^①
SHIPPING: 12 per carton, (Wt. 4.8 lbs.)			



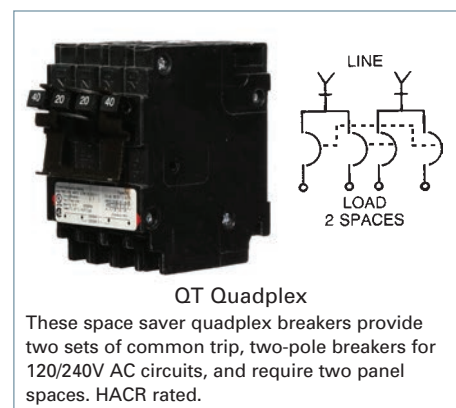
Triplex Circuit Breakers

Breaker Type	Ampere Rating		Catalog Number
	Single Pole	Common-Trip 2-Pole	
QT 2-Pole 10K AIC 120/240V AC Inner Poles Common Trip	15	15	Q21515CT
	15	20	Q21520CT
	15	25	Q21525CT ■
	15	30	Q21530CT
	15	35	Q21535CT ■
	15	40	Q21540CT
	15	45	Q21545CT ■
	15	50	Q21550CT
	20	20	Q22020CT
	20	25	Q22025CT ■
	20	30	Q22030CT
	20	35	Q22035CT ■
	20	40	Q22040CT
	20	45	Q22045CT ■
	20	50	Q22050CT
	30	30	Q23030CT
	SHIPPING: 6 per carton, (Wt. 4.9 lbs.)		



Quadplex Circuit Breakers

Breaker Type	Ampere Rating		Catalog Number
	Common-Trip 2-Pole Outside	Common-Trip 2-Pole Inside	
QT 2-Pole 10K AIC 120/240V AC Inner and Outer 2 Poles Common Trip	15	15	Q21515CT2
	15	30	Q21530CT2
	20	20	Q22020CT2
	20	50	Q22050CT2
	30	20	Q23020CT2
	30	25	Q23025CT2
	30	30	Q23030CT2
	30	40	Q23040CT2
	30	50	Q23050CT2
	40	20	Q24020CT2
	40	30	Q24030CT2
	40	40	Q24040CT2
	SHIPPING: 6 per carton, (Wt. 4.8 lbs.)		



For external accessories, please refer to page 7-169

For inches / millimeters conversion, see Application Data section.

■ Built to order. Allow 2-3 weeks for delivery.

① Non-CTL. For replacement use only in panels manufactured before 1968

Circuit Breakers

Special Application Breakers

Selection

HID Lighting

For high-intensity discharge lamp loads having in-rush currents above the instantaneous trip setting of a standard breaker.

Breaker Type	Wiring Diagram	Complete Breaker UL Unenclosed	
		Ampere Rating	Catalog Number
QP 1-Pole 120V AC	Figure 1	15	Q115HID [Ⓞ] ■
		20	Q120HID [Ⓞ]
		30	Q130HID
QP 2-Pole 120/240V AC	Figure 2	15	Q215HID
		20	Q220HID■
		30	Q230HID■

Molded Case Switch

For applications that do not require overcurrent protection.

QP 1-Pole 120V AC	Figure 1	100	Q1100S
QP 2-Pole 120/240V AC	Figure 2	30	Q230S
		50	Q250S
		60	Q260S
		125	Q2125S

No-Noise

For applications that require a reduction in the 60-cycle hum of a standard breaker.

QP 2-Pole 120/240V AC	Figure 2	50	Q250NN■
		60	Q260NN

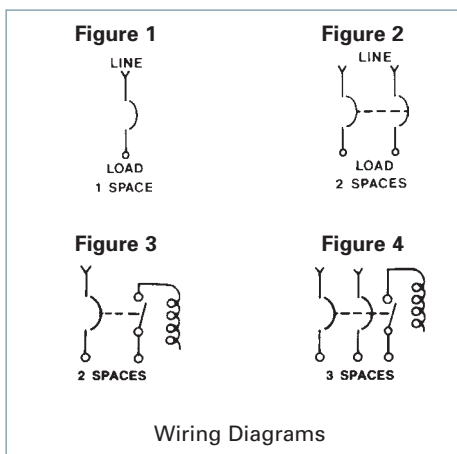
Switching Neutrals

Used where all conductors are required to be disconnected. Neutral pole of the circuit breaker does not connect to load center bus. One side is wired to neutral and the other side to the device.

QG 2-Wire Common Trip 120V AC	Figure 3	15	QG215
		20	QG220
QG 3-Wire Common Trip 120/240V AC	Figure 4	20	QG320



Switching Neutral



Wiring Diagrams

■ Built to order. Allow 2-3 weeks for delivery.
Note: All circuit breakers on this page are 10K AIC

Ⓞ UL Listed as SWD (Switching Duty) Rated, suitable for 120V AC Fluorescent Lighting.

Circuit Breakers

3/4 Inch Plug-In Breakers

Selection

Features

- 3/4" format
- HACR Rated
- UL Classified for use in certain Square D load centers

Type QD Circuit Breakers

The Type QD circuit breaker line is available in 1-pole and 2-pole common trip versions listed on this page.

The circuit breakers are UL Classified and UL Listed.

All QD breakers are supplied with load side connectors suitable for 60/75°C wire and are calibrated for 40°C maximum ambient applications.

UL Classified

Siemens Type QD circuit breakers are UL Classified for use in specific Square D load centers in place of Square D Type QO® circuit breakers. A Panelboard Compatibility List packaged with each QD breaker shows which type QD circuit breakers are acceptable for use in Square D load centers.

The interrupting rating on these circuit breakers is 10,000A IR maximum and they are **not** series rated with Square D circuit breakers or equipment. This UL Classification allows a Siemens Type QD circuit breaker to be used in place of a Square D Type QO circuit breaker in those load centers that are specifically shown on the Panelboard Compatibility list. For additional information, contact your local Siemens sales engineer.



D120



D220

Continuous Current Rating @ 40°C	1-Pole	2-Pole
	120V	120/240V Common Trip
	Catalog Number	Catalog Number
15	D115 ^①	D215
20	D120 ^①	D220
30	D130	D230
40	D140	D240
50	D150	D250
60	D160	D260

Shipping Weights

Number of Poles	Number Per Carton	Shipping Weight (lbs.)
1	16	3.8
2	8	4.2

Panelboard Compatibility List

Listed Panelboards—Square D—Catalog Numbers

QO2L30F/S	QO12M100/RB	QO120-30M150/RB	QO130-40M200
QO2-4L70F/S	QO16-20M100/RB	QO124L150G	QO130M200/RB
QO2-4L70TS	QO16M100/RB	QO124M150	QO130-40L200G/RB
QO2-4L70RB	QO20M100/RB	QO130L150G/RB	QO140M200/RB
QO6-12L100F/S	QO112L125G/RB	QO130M150/RB	QO16L200/RB
QO6-12L100DF/S	QO112-24L125G/RB	QO16L150/RB	QO16M200/RB
QO6-12L100TF/S	QO112-24L125GWGC	QO16M150/RB	QO18-16M200FTRB
QO6-12L100DTF/S	QO116L125G	QO16-30L150/RB	QO20-40L200/RB
QO6-12L100RB	QO116-24L125G/RB	QO18-16M150FTRB	QO20-40M200TF/S
QO8-16L100F/S	QO12-24L125/RB	QO20-30M150/RB	QO20-40M200/RB
QO8-16L100DF/S	QO120-24L125G	QO20-30M150TF/S	QO24L200/RB
QO8-16L100TF/S	QO120-24L125GWGC	QO20-30L150	QO24M200/RB
QO8-16L100DTF/S	QO120L125G	QO24L150/RB	QO30L200/RB
QO8-16L100RB	QO124L125G/RB	QO24M150/RB	QO30M200/RB
QO112M100/RB	QO124M125/RB	QO30L150/RB	QO30-40L200/RB
QO116M100/RB	QO16L125/RB	QO30M150/RB	QO30-40M200/RB
QO120M100/RB	QO16-12M125FTRB	QO8-16M200FT/RB	QO40M200/RB
QO124M100	QO16-24L125/RB	QO112L200G/RB	QO140M225
QO12L100DF/S	QO20L125/RB	QO120-40M200/RB	QO142L225G/RB
QO12L100RB	QO20-24L125/RB	QO120-40M200TC	
QO12-20M100/RB	QO24L125/RB	QO124M200	
QO12-20M100TF/S	QO120-30L150G	QO130L200G/RB	

For inches / millimeters conversion, see Application Data section.

① UL Listed for frequent switching applications (SWD). 120V AC Fluorescent Lighting. One or two load conductors.

Circuit Breakers

Main and Branch Circuit Breakers^①

Selection

Breaker Type	Ampere Rating	Catalog Number	Catalog Number	UL Interrupting Ratings (kA)
QN 2-Pole 120/240V AC	150	QN2150	QN2150R ^②	10
	175	QN2175■	QN2175R ^② ■	10
	200	QN2200	QN2200R ^②	10
	225	QN2225	QN2225R ^②	10
QNH 2-Pole 120/240V AC	150	QN2150H	QN2150RH ^②	22
	175	QN2175H■	QN2175RH ^② ■	22
	200	QN2200H	QN2200RH ^②	22
	225	QN2225H	QN2225RH ^②	22
HQN 2-Pole 120/240V AC	150	HQN2150	HQN2150R ^②	65
	175	HQN2175■	—	65
	200	HQN2200	HQN2200R ^②	65
	225	HQN2225	HQN2225R ^②	65

Requires 4 panel spaces, 2 adjacent and 2 opposite. **SHIPPING:** 1 per carton (Wt. 3 lbs.)




Main Breaker Kits

For use in PL, ES, and Ult Load Centers ^④			For use in EQIII Load Centers			
UL Type	Ampere Rating	Catalog Number	UL Type	Ampere Rating	Catalog Number	UL Interrupting Ratings (kA)
EQ8681	100	MBK100A	EQ9675	100	MBK100	22
EQ8682	125	MBK125A	EQ9677	125	MBK125	22
EQ8693	150	MBK150A	EQ9683	150	MBK150	22
—	—	—	EQ9684	175	MBK175■	22
EQ8695	200	MBK200A	EQ9685	200	MBK200	22
EQ8696	225	MBK225A	EQ9686	225	MBK225	22



Breaker Type	Ampere Rating	Catalog Number	UL Interrupting Ratings (kA)
QPJ ^⑥ 3-Pole 240V AC	125	QPJ3125	10
	150	QPJ3150	10
	200	QPJ3200	10

Requires 6 spaces due to cross over design. Fits only EQIII 125-400A 3-phase load centers
SHIPPING: 5 per carton (Wt. 17 lbs.)



Breaker Type	Ampere Rating	Catalog Number	UL Interrupting Breaker Ratings (kA) Volts AC 120/240
QPP 2-Pole 120/240V AC	125	Q2125B	10
	150	Q2150B	10
	175	Q2175B■	10
	200	Q2200B	10
	225	Q2225B	10
QPPH 2-Pole 120/240V AC	125	Q2125BH	22
	150	Q2150BH	22
	175	Q2175BH■	22
	200	Q2200BH	22
	225	Q2225BH■	22
HQPH 2-Pole, 120/240V AC	100	HQ2100H	100
	125	HQ2125H	100
HQPP 2-Pole 120/240V AC	125	Obsolete	
	150		
	200		
	225		
HQPPH 2-Pole 120/240V AC	100	Obsolete	
	125		
	150		
	175		
	225		



For inches / millimeters conversion, see Application Data section.
■ Built to order. Allow 2-3 weeks for delivery.

① All circuit breakers on this page are common trip.
② Reverse handle.
③ CSA Listed.

④ MBK100A for use in 100 and 125A load centers.
MBK125A for use in 125A load centers.
MBK150A for use in 150, 200 and 225A load centers.
MBK200A for use in 200 and 225A load centers.
MBK225A for use in 225A load centers.
MBK175A for use in 200 and 225A load centers.

⑤ QNR required for horizontal applications or vertical applications where the lugs are facing up. The QN breaker is required for vertical applications where the lugs are facing down as shown.

Circuit Breakers

Main and Branch Circuit Breakers

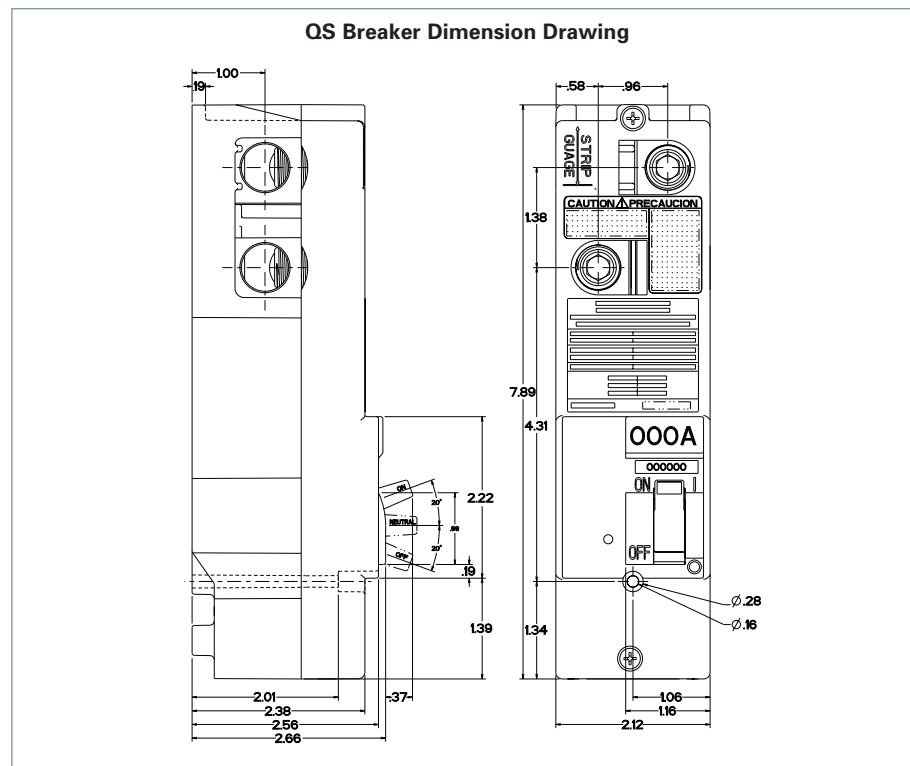
QS Breaker^①

PowerMod's core offering of residential Meter Stacks, type WMM, offers the widest product offering & flexibility in the industry. Each meter stack houses the QuickSystem features to maximize productivity and minimize labor costs. To further simplify installation, our 225 Amp meter stacks feature the QS breaker. The QS breaker adds to the Siemens exclusive feature set in our Power Mod product line. Benefits and part numbers include:

- An exclusive side wired design saves wiring space and eliminates difficult "S bends"
- No need for costly filler plates — QS 225 Amp breaker takes the same space as standard 100 Amp QPs
- Single right hand bend wiring - saves time and wire
- Provides 100K AIC flexibility from 100 up to 225 Amps
- 10K to 100K AIC Series Rating

QS Breaker

Breaker Type	QS	QSH	QSHH	HQS	HQSH
Amperage	10K AIC	22K AIC	42K AIC	65K AIC	100K AIC
100	QS2100	QS2100H	QSH2100	QS2100HH	HQS2100H
110	QS2110	QS2110H	QSH2110	QS2110HH	HQS2110H
125	QS2125	QS2125H	QSH2125	QS2125HH	HQS2125H
150	QS2150	QS2150H	QSH2150	QS2150HH	HQS2150H
175	QS2175	QS2175H	QSH2175	QS2175HH	HQS2175H
200	QS2200	QS2200H	QSH2200	QS2200HH	HQS2200H
225	QS2225	QS2225H	QSH2225	QS2225HH	HQS2225H



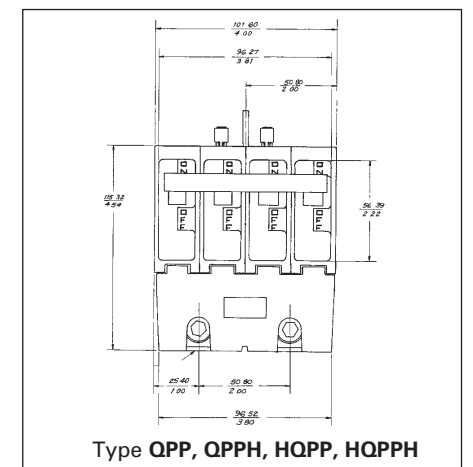
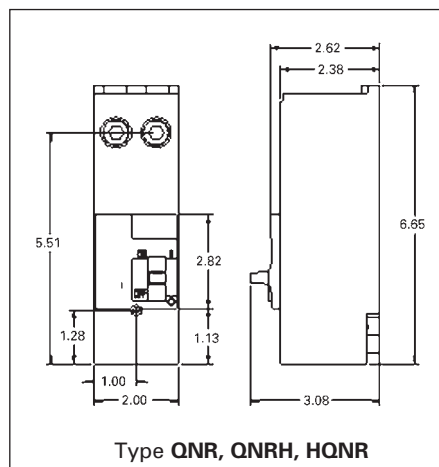
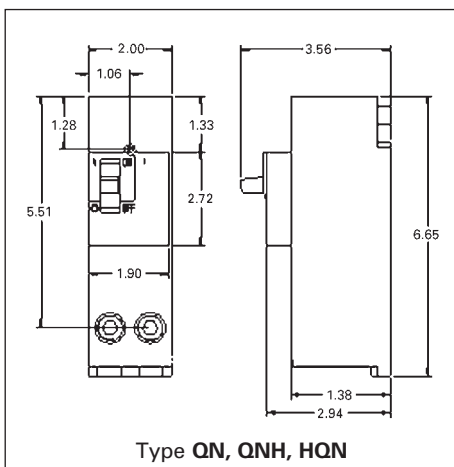
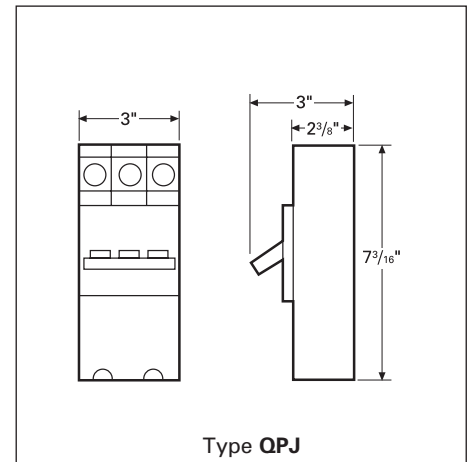
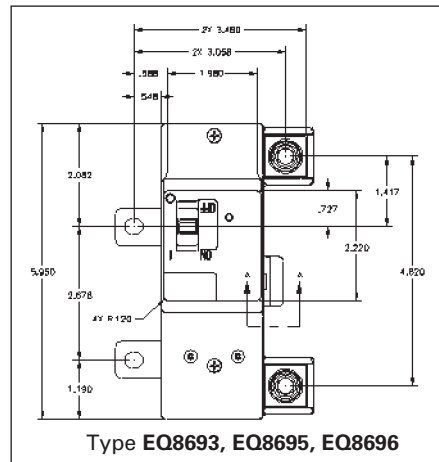
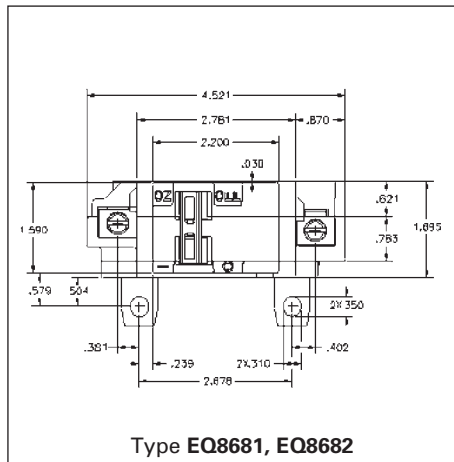
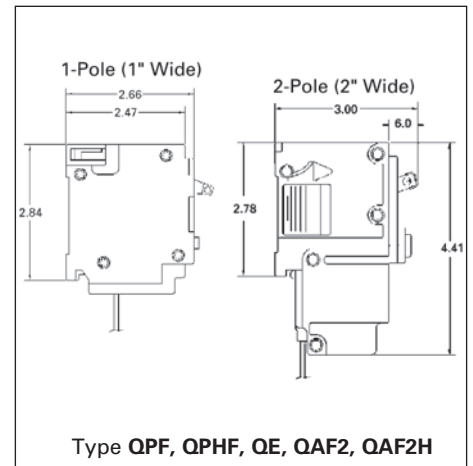
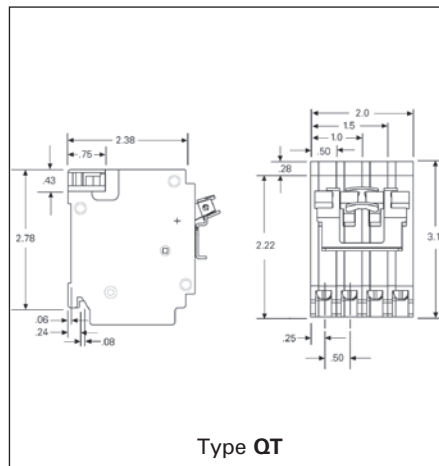
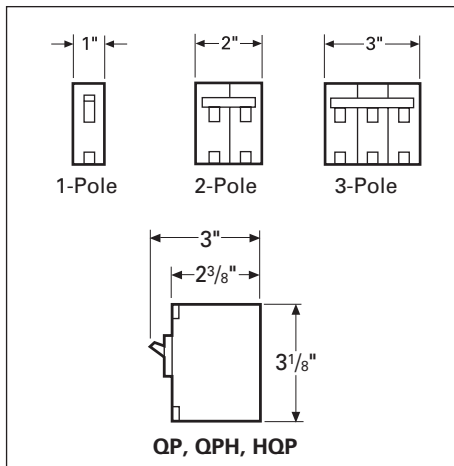
① For PowerMod information, please refer to Section 2, page 2-49

7
MOLDED CASE
CIRCUIT BREAKERS

Circuit Breakers

Line Diagrams

Dimension Drawings



Ⓞ All standard circuit breakers are calibrated to 40°C maximum ambient application.

Circuit Breakers

Lug Data

Reference

Circuit Breaker Type	Circuit Breaker Ampere Rating	Cables Per Connector	Connector Wire Range
	LOAD SIDE		
QP, QPH, HQP, Plug-in	10	1 or 2	#14-#16 AWG Cu
	15-35	1 1	#14-#6 AWG Cu #14-#6 AWG Al
	40-50	1 1	#8-#6 AWG Cu #8-#4 AWG Al
	55-125	1 1	#8-#2/0 AWG Cu #8-#2/0 AWG Al
QP 1 & 2-Pole Only	55-60	1	#6-#4 AWG Cu-Al (#3 AWG compatible with QPH & HQP)
QT	15-35	1 1	#14-#6 AWG Cu #14-#6 AWG Al
	40	1	#8 AWG CU-Al
	40-50 Exception: 1 & 2-pole QP at 55-60	1 1	#8-#6 AWG Cu #8-#4 AWG Al
QPF, QPHF	15-30	1 1	#14-#10 AWG Cu #12-#8 AWG Al
	40-60	1 1	#8-#6 AWG Cu #8-#4 AWG Al
QAF2, QAFH2, QFGA2, QFGAH2	15-20	1 1	#14-#12 AWG Cu #12-#10 AWG Al
QD	15-20	2	#14-#10 AWG Cu Only
	15-20	1 1	#14-#12 AWG Cu #12-#10 AWG Al
	25-35	1 1	#10-#8 AWG Cu #10-#6 AWG Al
	40-60	1 1	#8-#6 AWG Cu #8-#4 AWG Al
QN, QNH, HQN	150-225	1	#1-300kcmil Cu-Al
QS, QSH, QSHH, HQS, HQSH	100-225	1	#3-300kcmil Cu-Al
EQ8681-Ultimate, PL, ES	100	1	#4-3/0 AWG Cu-Al
EQ8682-Ultimate, PL, ES	125	1	#4-3/0 AWG Cu-Al
EQ8693-Ultimate, PL, ES	150	1	#1-300kcmil Cu-Al
EQ8695-Ultimate, PL, ES	200	1	#1-300kcmil Cu-Al
EQ8696-Ultimate, PL, ES	225	1	#1-300kcmil Cu-Al
QPP, QPPH, HQPP, HQPPH	125	1 1	#1 AWG Cu #2/0 AWG Al
	150	1 1	#1/0 AWG Cu #3/0 AWG Al
	175	1 1	#2/0 AWG Cu #4/0 AWG Al
	200	1 1	#3/0 AWG Cu 250kcmil AWG Al
	225	1 1	#4/0 AWG Cu 300kcmil AWG Al
EQ9675-EQIII	100	1 1	#8-#2/0 AWG Cu #8-#2/0 AWG Al
EQ9677-EQIII	125	1 1	#8-#2/0 AWG Cu #8-#2/0 AWG Al
EQ9683-EQIII	150	1 1	#1/0 AWG Cu #3/0 AWG Al
EQ9684	175	1 1	#3/0 AWG Cu 250kcmil AWG Al
EQ9685-EQIII	200	1 1	#2/0 AWG Cu #4/0 AWG Al
EQ9686-EQIII	225	1 1	#4/0 AWG Cu 300kcmil AWG Al
QPJ	125-200	1	#2-300kcmil Cu-Al

Surge Protection

Circuit Breaker and Surge Protective Device (SPD)

Features

- 2 inch wide plug-on design
 - Includes (2) 1 Pole circuits breakers
 - No loss of load center spaces
- Easy to install and perfect for retrofit
- LEDs provide protection status
- Warranty: 2 years, \$20k

Benefits

By installing a Siemens Circuit Breaker and Surge Protective Device (SPD) in the load center of the residence, surge protection is provided for all branch circuits^①.

Two green LED indicator lights are provided to show that surge protection is provided for all circuits connected to the load center. These breakers should be used for circuit protection of frequently used household or facility circuits because the lights and devices connected to these circuits provide an effective indication that surge protection is being provided.

The circuit breaker and SPD utilize Siemens-built 150V AC, 40mm, metal oxide varistors (MOVs). The maximum impulse rating for the SPD module is 40kA. The standard interrupting rating for the circuit breakers is 10k AIC. All Type QP circuit breakers and SPD are plug-on style, with load terminals provided. The devices are rated for 120/240V AC and are calibrated for 40 degrees C maximum ambient applications.



Breaker Type	Ampere Rating	Catalog Number	Surge Type
QP 1- Pole 120/240V AC 10K AIC	(2) 15	QSA1515SPD	SPD
	(2) 20	QSA2020SPD	SPD

Catalog Number	QSA1515SPD QSA2020SPD
Amperage	15 or 20 Amp
Number of Poles	(2) 1-Pole Circuit Breakers
Initial Clamping Level	240 Volts
Transient Energy Rating	360 Joules line-to-neutral 720 Joules line-to-line
Transient Suppression	500 volts peak, line-to-neutral
Voltage Rating	1000 volts peak, line-to-line
Peak Current Rating (impulse)	40,000 amperes
Discharge Voltage Characteristic	@ 1,500A, 600 volts @ 5,000A, 800 volts (both line-to-neutral)
Discharge Current Withstand Rating	10,000 amperes line-to-neutral
Circuit Breaker Interrupting Rating	10,000A, 120/240V AC
Listings/Certifications	UL, CSA Meets UL 1449 4th Edition

^① For warranty information please refer to the surge website www.usa.siemens.com/surge

Molded Case Circuit Breakers

Panelboard Mounting with INSTA-WIRE

Selection

1-Pole Bolt-On (120/240V AC)^⑤

Cont. Current Rating @ 40° C	Type BL ^⑩	Type BT (Tandem) ^⑩	Type BLH ^⑩	Type BTH (Tandem) ^⑩	Type HBL ^⑩
	10,000A IR	10,000A IR	22,000A IR	22,000A IR	65,000A IR
	Catalog No.	Catalog No.	Catalog No.	Catalog No.	Catalog No.
10 ^⑨	B110	—	—	—	—
15	B115 ^④	B1515	B115H ^④	B1515H	B115HH ^④
20	B120 ^④	B2020	B120H ^④	B2020H	B120HH ^④
25	B125	—	B125H	—	B125HH■
30	B130	—	B130H	—	B130HH
35	B135	—	B135H■	—	B135HH■
40	B140	—	B140H	—	B140HH
45	B145■	—	B145H■	—	B145HH■
50	B150	—	B150H	—	B150HH■
60	B160	—	B160H■	—	B160HH■
70	B170	—	B170H■	—	B170HH■

2-Pole Bolt-On (Common-Trip 120/240V AC)^⑥

Cont. Current Rating @ 40° C	Type BL ^⑩	Type BLH ^⑩	Type HBL ^⑩
	10,000A IR	22,000A IR	65,000A IR
	Catalog No.	Catalog No.	Catalog No.
10	B210	—	—
15	B215	B215H	B215HH
20	B220	B220H	B220HH
25	B225	B225H■	B225HH■
30	B230	B230H	B230HH
35	B235	B235H■	B235HH■
40	B240	B240H	B240HH
45	B245	B245H■	B245HH■
50	B250	B250H	B250HH
60	B260	B260H	B260HH
70	B270	B270H■	B270HH■
80	B280	B280H■	B280HH■
90	B290	B290H■	B290HH■
100	B2100	B2100H	B2100HH
110	B2110■	B2110H■	B2110HH■
125	B2125	B2125H	B2125HH■

2-Pole Bolt-On (Common-Trip 240V AC)^{③⑥⑩}

15	B215R	—	—
20	B220R	—	—
30	B230R	—	—
40	B240R■	—	—
50	B250R	—	—

3-Pole Bolt-On (Common-Trip 240V AC)^⑦

15	B315	B315H	B315HH
20	B320	B320H	B320HH
25	B325	B325H	B325HH■
30	B330	B330H	B330HH
35	B335	B335H■	B335HH■
40	B340	B340H	B340HH
45	B345	B345H■	B345HH■
50	B350	B350H	B350HH
60	B360	B360H	B360HH
70	B370	B370H	B370HH
80	B380	B380H■	B380HH
90	B390	B390H■	B390HH
100	B3100	B3100H	B3100HH

BL/BLH/HBL Internal Accessories

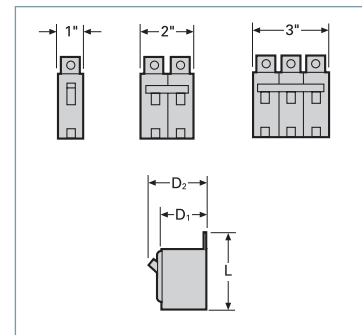
Description	Catalog Number	Field/Factory Installed
120VAC Shunt Trip	add suffix...00S01■	Factory
24VAC Shunt Trip	add suffix...00S07■	Factory
120V Auxiliary Switch	add suffix...01■ ^②	Factory

For external accessories, please refer to page 7-169

- Built to order. Allow 2-3 weeks for delivery
- ⑤ UL Listed for use with 60/75° wire through 40 amps, UL listed for use with 75° wire only for 50 amps and above, HACR rated. 120V AC Fluorescent Lighting.
- ⑥ 1A and 1B contacts.

- ⑦ UL Listed for use on 3-phase grounded "B" systems — 10,000 for this application.
- ⑧ UL Listed for frequent switching applications (SWD).
- ⑨ Shipped 12 per sleeve.
- ⑩ Shipped 6 per sleeve.
- ⑪ Shipped 4 per sleeve.
- ⑫ UL Listed 5KA IR.

- ⑬ 10 Amp breaker does not have INSTA-WIRE.
- ⑭ For 3 Phase Applications.
- ⑮ UL Listed for reverse feed.
- ⑯ It is the installers responsibility to ensure that there is adequate neutral connections available in the panel before installing these breakers.



Breaker Type	Amp.	Dimensions		
		L	D1	D2
BL, BLH	15-50	3 9/16	2 3/8	3
BL, BLH	55-125	3 3/4	2 3/8	3
HBL	15-125	3 3/4	2 3/8	3
BT, BTH	15-20	3 3/4	2 3/8	3

Modifications

Description	Catalog No.
Marine 50°C Ambient Calibration	add suffix...M
Fungus Proofing	add suffix...F

Molded Case Circuit Breakers

Panelboard Mounting Circuit Breakers

Selection

Arc-Fault Circuit Interrupters (AFCI)

AFCI's detect arcing faults (an unintentional arcing condition in a circuit) that standard circuit breakers are unable to detect. The device is intended to mitigate the effects of arcing faults by functioning to de-energize the circuit when an arc-fault is detected.

Combination Type AFCI

Detects all three possible types of arc fault: line-to-ground, line-to-neutral, and series.

Breaker Type	Ampere Rating	10,000 A IR Catalog Number	22,000 A IR Catalog Number	65,000 A IR Catalog Number
BAF2/BAFH2/HBAF2 1-Pole 120V AC	15	BA115AFC [Ⓢ]	BA115AFCH■	BA115AFCHH■
	20	BA120AFC [Ⓢ]	BA120AFCH■	BA120AFCHH■
BAF/BAFH 2-Pole 120/240V AC	15	B215AFC [Ⓢ]	B215AFCH■	—
	20	B220AFC [Ⓢ]	B220AFCH■	—

Dual Function AFCI/GFCI

The Dual Function Circuit Breaker combines Combination Type AFCI and GFCI, protecting against both Arc Faults and (5mA) Ground Faults. The device includes the Self Test feature, making it the first in class in electrical safety for homeowners.

Breaker Type	Ampere Rating	10kAIC Catalog No.	22kAIC Catalog No.	65kAIC Catalog No.
BFGA2/BFGAH2/HBFGA2 1-Pole 120V AC	15	B115DF	B115DFH■	B115DFHH■
	20	B120DF	B120DFH■	B120DFHH■

Ground-Fault Circuit Interrupters (GFCI)

Class A (5mA) Ground Fault Protection Intended for personnel protection. De-energizes the circuit for all ungrounded conductors of the circuit.

Breaker Type	Amp Rating	10kAIC Catalog No.	22kAIC Catalog No.	65kAIC Catalog No.
BLF2/BLHF2/HBLF2 1-Pole 120V AC Bolt-On	15	BF115A [Ⓢ]	BF115AH [Ⓢ]	BF115AHH■
	20	BF120A [Ⓢ]	BF120AH [Ⓢ]	BF120AHH■
	25	BF125A	BF125AH■	BF125AHH■
	30	BF130A	BF130AH	BF130AHH■
BLFB/BLHFB/HBLFB 2-Pole 120/240V AC Bolt-On	15	B215GF	B215GFH■	B215GFHH
	20	B220GF	B220GFH	B220GFHH
	30	B230GF	B230GFH	B230GFHH
BLF/BLHF 2-Pole 120/240V AC Bolt-On	40	BF240A	BF240AH■	—
	50	BF250A	BF250AH■	—
	60	BF260A	BF260AH■	—

Ground Fault Equipment Protection (30mA)

Provides protection of equipment from damaging line-to-ground faults currents. De-energizes the circuit for all ungrounded conductors of the circuit.

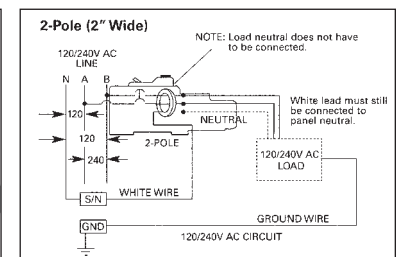
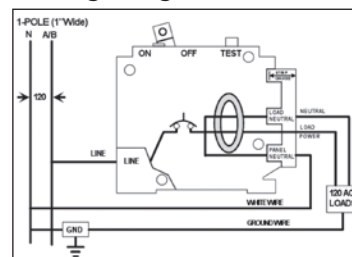
Breaker Type	Ampere Rating	10kAIC Catalog No.	22kAIC Catalog No.	65kAIC Catalog No.
BLE2/BLEH2/HBLE2 1-Pole 120V AC Bolt-On	15	BE115	BE115H	—
	20	BE120	BE120H	—
	30	BE130	BE130H	—
BLEB/BLEHB/HBLEB 2-Pole 120/240V AC Bolt-On	15	B215EG	B215EGH	B215EGHH
	20	B220EG	B220EGH	B220EGHH
	30	B230EG	B230EGH	B230EGHH
BLE/BLEH 2-Pole 120/240V AC Bolt-On	40	BE240	BE240H	—
	50	BE250	BE250H	—
	60	BE260	BE260H	—

BAF2/BLF2/BLE Accessories

Description	Catalog Number
Padlocking Device 1-Pole	ECPLD1
Padlocking Device 2-Pole	ECPLD2
Handle Block	ECBX231M


■ Built to order. Allow 8 -10 weeks for delivery.
 Ⓢ UL Listed as SWD (Switching Duty) Rated, suitable for 120V AC Fluorescent Lighting.

Wiring Diagrams



• UL Listed

• HACR Rated



Molded Case Circuit Breakers

Special Application Breakers

Switching Neutrals^①

Breaker Type	Ampere Rating	Catalog Number
BLG 2-Wire Common Trip	15 20	BG215 ■ BG220 ■
BLG 3-Wire Common Trip	30	BG330 ■

HID Lighting^①

For high-intensity discharge lamp loads having in-rush currents above the instantaneous trip setting of a standard breaker.

BL 1-Pole	15	B115HID ②■
	20	B120HID ②
	30	B130HID ■
BL 2-Pole	15	B215HID ②■
	20	B220HID ②
	30	B230HID ■

Molded Case Switch

For applications that do not require overcurrent protection.

BL 2-Pole	30	B230S
---------------------	----	--------------



■ Built to order. Allow 2–3 weeks for delivery.

① HACR rated.

② UL Listed for frequent switching applications (SWD). 120V AC fluorescent lighting.

Circuit Breakers

2-Pole/3-Pole Bolt-on Ground-Fault Breakers **NEW**

Selection/Wiring Diagrams

Ground-Fault Circuit Interrupters (GFCI)

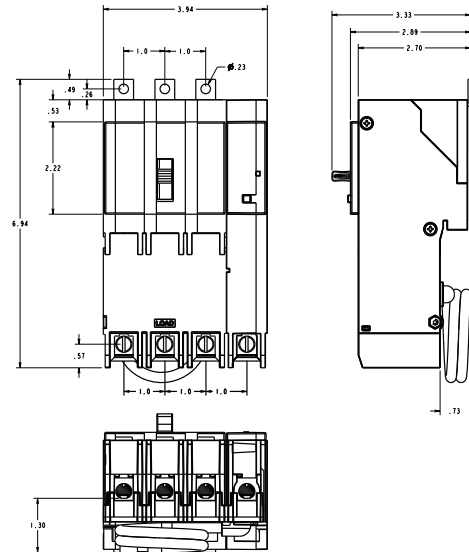
Class A (5mA) Ground Fault Protection

Intended for personnel protection. De-energizes the circuit for all ungrounded conductors of the circuit.

Breaker Type	Number of Poles	Amp Rating	65,000 A IR Catalog No.
HBQDPF	3	15	B315GFHH
		20	B320GFHH
		25	B325GFHH
		30	B330GFHH
		35	B335GFHH
		40	B340GFHH
		45	B345GFHH
		50	B350GFHH
		60	B360GFHH
		70	B370GFHH
	80	B380GFHH	
	90	B390GFHH	
	100	B3100GFHH	
2	70	B270GFHH	
	80	B280GFHH	
	90	B290GFHH	
	100	B2100GFHH	



2P/3P GFCI Drawing/Dimensions



Shipping Weights

Number of Poles	Number per Carton	Shipping Weight lbs. (kg)
3	1	3.0 (1.36)

Ground-Fault Equipment Protection (30mA)

Provides protection of equipment from damaging line-to-ground faults currents. De-energizes the circuit for all ungrounded conductors of the circuit.

Breaker Type	Number of Poles	Amp Rating	65,000 A IR Catalog No.
HBQDQE	3	15	B315EGHH
		20	B320EGHH
		25	B325EGHH
		30	B330EGHH
		35	B335EGHH
		40	B340EGHH
		45	B345EGHH
		50	B350EGHH
		60	B360EGHH
		70	B370EGHH
	80	B380EGHH	
	90	B390EGHH	
	100	B3100EGHH	
2	70	B270EGHH	
	80	B280EGHH	
	90	B290EGHH	
	100	B2100EGHH	

Lugs For 60/75°C Wire

HBQD – Load End Only	
15–40	#14–#6 AWG Cu #12–#6 AWG Al
45–100	#8–#1 AWG Cu #6–#1/0 AWG Al

Interrupting Ratings

(max. RMS symmetrical amperes kA)

Breaker Type	Number of Poles	UL Volts AC	
		240	208/120
HBQDPF	2-Pole	65	—
	3-Pole	—	65
HBQDQE	2-Pole	65	—
	3-Pole	—	65

7
MOLDED CASE
CIRCUIT BREAKERS

Circuit Breakers

2-Pole/3-Pole Lug-in Lug-out Ground-Fault Breakers **NEW**


Selection/Wiring Diagrams

Ground-Fault Circuit Interrupters (GFCI)

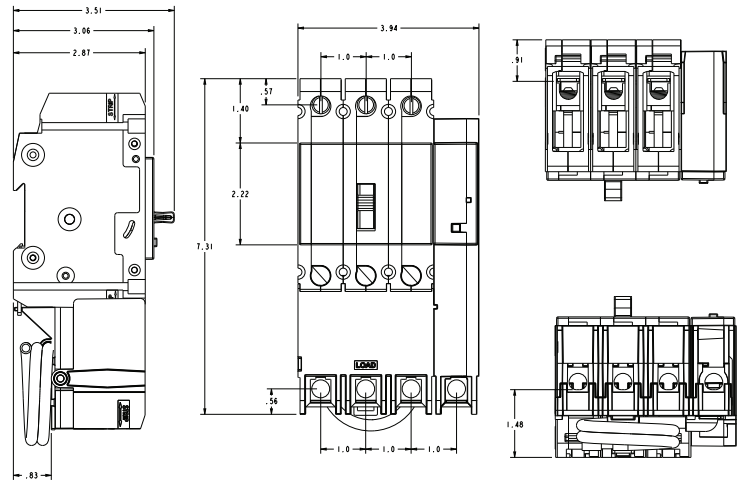
Class A (5mA) Ground Fault Protection

Intended for personnel protection. De-energizes the circuit for all ungrounded conductors of the circuit.

Breaker Type	Number of Poles	Amp Rating	65,000 A IR Catalog No.
HCQDPF	3	15	BQ315GFHH
		20	BQ320GFHH
		25	BQ325GFHH
		30	BQ330GFHH
		35	BQ335GFHH
		40	BQ340GFHH
		45	BQ345GFHH
		50	BQ350GFHH
		60	BQ360GFHH
		70	BQ370GFHH
	80	BQ380GFHH	
	90	BQ390GFHH	
	100	BQ3100GFHH	
	2	15	BQ215GFHH
		20	BQ220GFHH
		25	BQ225GFHH
		30	BQ230GFHH
		35	BQ235GFHH
		40	BQ240GFHH
		45	BQ245GFHH
50		BQ250GFHH	
60		BQ260GFHH	
70		BQ270GFHH	
80	BQ280GFHH		
90	BQ290GFHH		
100	BQ2100GFHH		



2P/3P GFCI Drawing/Dimensions



Ground-Fault Equipment Protection (30mA)

Provides protection of equipment from damaging line-to-ground faults currents. De-energizes the circuit for all ungrounded conductors of the circuit.

Breaker Type	Number of Poles	Amp Rating	65,000 A IR Catalog No.
HCQDQE	3	15	BQ315EGHH
		20	BQ320EGHH
		25	BQ325EGHH
		30	BQ330EGHH
		35	BQ335EGHH
		40	BQ340EGHH
		45	BQ345EGHH
		50	BQ350EGHH
		60	BQ360EGHH
		70	BQ370EGHH
	80	BQ380EGHH	
	90	BQ390EGHH	
	100	BQ3100EGHH	
	2	15	BQ215EGHH
		20	BQ220EGHH
		25	BQ225EGHH
		30	BQ230EGHH
		35	BQ235EGHH
		40	BQ240EGHH
		45	BQ245EGHH
50		BQ250EGHH	
60		BQ260EGHH	
70		BQ270EGHH	
80	BQ280EGHH		
90	BQ290EGHH		
100	BQ2100EGHH		

Interrupting Ratings (max. RMS symmetrical amperes kA)

Breaker Type	Number of Poles	UL	
		240 Volts AC	208/120 Volts AC
HCQDPF	2-Pole	65	—
	3-Pole	—	65
HCQDQE	2-Pole	65	—
	3-Pole	—	65

Shipping Weight

Number of Poles	Number per Carton	Shipping Weight lbs. (kg)
3	1	3.0 (1.36)

Lugs For 60/75°C Wire

HBQD – Line and Load	
15–40	#14–#6 AWG Cu #12–#6 AWG Al
45–100	#8–#1 AWG Cu #6–#1/0 AWG Al

Enclosures

Type	Catalog No.
N1S	CQDN1SL
N1F	CQDN1FL
N3R	CQDN3RL

MOLDED CASE
CIRCUIT BREAKERS

Circuit Breakers

3-Pole Ground-Fault Breakers Accessories^①

Selection

Shunt Trip

Control Voltage		HBQDPF, HBQDQE Catalog Number
V AC	V DC	
120	—	CQDST120
240	—	CQDST240▲
277	—	CQDST277▲
480	—	CQDST480▲
600	—	CQDST600
—	12	CQDST12
—	24	CQDST24
—	48	CQDST48
—	125	CQDST125

Auxiliary Switch

Maximum Voltage		Number of Contacts	HBQDPF, HBQDQE Catalog Number
AC	DC		
240	125	1A–1B	CQDA1
240	125	2A–2B	CQDA2

Alarm Switch

Maximum Voltage		HBQDPF, HBQDQE Catalog Number
AC	DC	
240	125	CQDBA

Shunt Trip and Auxiliary Switch Combinations

Shunt Trip Voltage		HBQDPF, HBQDQE Catalog Number
AC	DC	
24	—	CQDST24AAS▲
120	—	CQDST120AAS▲
240	—	CQDST240AAS▲
277	—	CQDST277AAS▲
480	—	CQDST480AAS▲
600	—	CQDST600AAS▲
—	12	CQDST12DAS▲
—	24	CQDST24DAS▲
—	48	CQDST48DAS▲
—	125	CQDST125DAS▲

Alarm and Auxiliary Switch Combinations

For Breaker	Catalog Number
HBQDPF, HBQDQE	CQDA1BA▲



CQDST120AAS

Padlocking Devices

Description	Catalog No.
HBQDPF, HBQDQE	BQDPLD

Handle Blocking Device

Description	Catalog No.
HBQDPF, HBQDQE	BQDHBD

▲ Built to order. Allow 6–8 weeks for delivery.

① Adds 1-pole space for accessory.

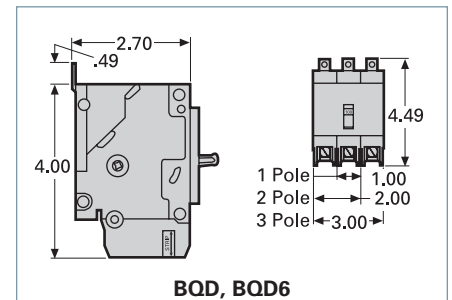
Molded Case Circuit Breakers

BOD 100A Frame Panelboard Mounting Circuit Breakers

Selection/Dimensions

BOD[®]

Continuous Current Rating @ 40°C	1-Pole	2-Pole [®]	3-Pole [®]
	277V AC–125V DC	480Y/277V AC–125/250V DC	480Y/277V AC
	Catalog Number	Catalog Number	Catalog Number
15	BOD115 ^{①②}	BOD215 ^③	BOD315 ^③
20	BOD120 ^{①②}	BOD220 ^③	BOD320 ^③
25	BOD125 ^②	BOD225 ^③	BOD325 ^③
30	BOD130 ^②	BOD230 ^③	BOD330 ^③
35	BOD135 ^②	BOD235 ^③	BOD335 ^③
40	BOD140 ^②	BOD240 ^③	BOD340 ^③
45	BOD145 ^{②■}	BOD245 ^③	BOD345 ^③
50	BOD150 ^②	BOD250 ^③	BOD350 ^③
60	BOD160	BOD260	BOD360
70	BOD170■	BOD270	BOD370
80	BOD180■	BOD280	BOD380
90	BOD190■	BOD290	BOD390
100	BOD1100■	BOD2100	BOD3100



BOD6 CSA Certified

Continuous Current Rating @ 40°C	1-Pole	2-Pole [®]	3-Pole [®]
	347V AC	600/347V AC	600/347V AC
	Catalog Number	Catalog Number	Catalog Number
15	BOD6115 ^①	BOD6215	BOD6315
20	BOD6120 ^①	BOD6220	BOD6320
25	BOD6125■	BOD6225■	BOD6325■
30	BOD6130	BOD6230	BOD6330
35	BOD6135■	BOD6235■	BOD6335■
40	BOD6140■	BOD6240■	BOD6340
45	BOD6145■	BOD6245■	BOD6345■
50	BOD6150■	BOD6250■	BOD6350
60	BOD6160■	BOD6260■	BOD6360
70	BOD6170■	BOD6270■	BOD6370

Shipping Weights

Number of Poles	Number per Carton	Shipping Weight (lbs.) (ea.)
1	1/12/48	.6
2	1/6/24	1.2
3	1/4/16	2.0

Interrupting Ratings (max. RMS symmetrical amperes kA)

Breaker Type	Number of Poles	UL							IEC 947-2 [®]				
		Volts AC							Volts AC				
									220/240		380/415		
		120	240	277	480/277	347	600/347	125	125/250	I _{cu}	I _{cs}	I _{cu}	I _{cs}
BOD	1-Pole	65	—	14	—	—	—	14	—	18	9	—	—
	2-Pole	—	65	—	14	—	—	—	14	65	33	18	9
	3-Pole	—	65	—	14	—	—	—	14	65	33	18	9
BOD6 CSA Certified Only													
BOD6 (CSA only)	1-Pole	—	—	—	—	10	—	14	—	18	9	—	—
	2-Pole	—	—	—	—	—	10	—	14	65	33	18	9
	3-Pole	—	—	—	—	—	10	—	—	65	33	18	9

Lugs For 60/75°C Wire

BOD – Load End Only	
15–40	#14–#6 AWG Cu #12–#6 AWG Al
45–100	#8–#1 AWG Cu #6–#1/0 AWG Al

For inches / millimeters conversion, see Application Data section.

■ Built to order. Allow 2–3 weeks for delivery.

① SWD rated for switching fluorescent lighting.
② HID rated at 277V AC.

③ Not suitable for 3-phase delta 480V applications.

④ HACR rated.

⑤ HID rated at 480Y/277V AC.

⑥ Applicable for 15–30A breakers only

For external accessories, please refer to pages 7-171 – 7-176

For internal accessories, please refer to page 7-36

Molded Case Circuit Breakers

GB Frame

Selection

Type NGB Frame[®] (Panelboard Mount)

Continuous Current Rating @ 40°C	1-Pole	2-Pole	3-Pole
	Catalog Number	Catalog Number	Catalog Number
15	NGB1B015B ^{①②}	NGB2B015B ^②	NGB3B015B ^②
20	NGB1B020B ^{①②}	NGB2B020B ^②	NGB3B020B ^②
25	NGB1B025B ^②	NGB2B025B ^②	NGB3B025B ^②
30	NGB1B030B ^②	NGB2B030B ^②	NGB3B030B ^②
35	NGB1B035B ^②	NGB2B035B ^②	NGB3B035B ^②
40	NGB1B040B ^②	NGB2B040B ^②	NGB3B040B ^②
45	NGB1B045B ^②	NGB2B045B ^②	NGB3B045B ^②
50	NGB1B050B ^②	NGB2B050B ^②	NGB3B050B ^②
60	NGB1B060B	NGB2B060B	NGB3B060B
70	NGB1B070B	NGB2B070B	NGB3B070B
80	NGB1B080B	NGB2B080B	NGB3B080B
90	NGB1B090B	NGB2B090B	NGB3B090B
100	NGB1B100B	NGB2B100B	NGB3B100B
110	NGB1B110B	NGB2B110B	NGB3B110B
125	NGB1B125B	NGB2B125B	NGB3B125B



Load lugs are included as standard. HACR rated.

Type HGB[®] (Panelboard Mount)

Continuous Current Rating @ 40°C	1-Pole	2-Pole	3-Pole
	Catalog Number	Catalog Number	Catalog Number
15	HGB1B015B ^{①②}	HGB2B015B ^②	HGB3B015B ^②
20	HGB1B020B ^{①②}	HGB2B020B ^②	HGB3B020B ^②
25	HGB1B025B ^②	HGB2B025B ^②	HGB3B025B ^②
30	HGB1B030B ^②	HGB2B030B ^②	HGB3B030B ^②
35	HGB1B035B ^②	HGB2B035B ^②	HGB3B035B ^②
40	HGB1B040B ^②	HGB2B040B ^②	HGB3B040B ^②
45	HGB1B045B ^②	HGB2B045B ^②	HGB3B045B ^②
50	HGB1B050B ^②	HGB2B050B ^②	HGB3B050B ^②
60	HGB1B060B	HGB2B060B	HGB3B060B
70	HGB1B070B	HGB2B070B	HGB3B070B
80	HGB1B080B	HGB2B080B	HGB3B080B
90	HGB1B090B	HGB2B090B	HGB3B090B
100	HGB1B100B	HGB2B100B	HGB3B100B
110	HGB1B110B	HGB2B110B	HGB3B110B
125	HGB1B125B	HGB2B125B	HGB3B125B

Type LGB[®] (Panelboard Mount)

Continuous Current Rating @ 40°C	1-Pole	2-Pole	3-Pole
	Catalog Number	Catalog Number	Catalog Number
15	LGB1B015B ^{①②}	LGB2B015B ^②	LGB3B015B ^②
20	LGB1B020B ^{①②}	LGB2B020B ^②	LGB3B020B ^②
25	LGB1B025B ^②	LGB2B025B ^②	LGB3B025B ^②
30	LGB1B030B ^②	LGB2B030B ^②	LGB3B030B ^②
35	LGB1B035B ^②	LGB2B035B ^②	LGB3B035B ^②
40	LGB1B040B ^②	LGB2B040B ^②	LGB3B040B ^②
45	LGB1B045B ^②	LGB2B045B ^②	LGB3B045B ^②
50	LGB1B050B ^②	LGB2B050B ^②	LGB3B050B ^②
60	LGB1B060B	LGB2B060B	LGB3B060B
70	LGB1B070B	LGB2B070B	LGB3B070B
80	LGB1B080B	LGB2B080B	LGB3B080B
90	LGB1B090B	LGB2B090B	LGB3B090B
100	LGB1B100B	LGB2B100B	LGB3B100B
110	LGB1B110B	LGB2B110B	LGB3B110B
125	LGB1B125B	LGB2B125B	LGB3B125B

Shipping Weights

Number of Poles	Number per Carton	Shipping Weight lbs. (kg)
1	1	0.9 (0.4)
2	1	1.9 (0.9)
3	1	2.9 (1.2)

Lugs for 60/75°C Wire

Type	Ampere Rating	Wire Size	Catalog Number
NGB HGB LGB	15-30A	#14-#6 AWG Cu	TC1Q1 (qty. 1)
		#12-#6 AWG Al	3TC1Q1 (qty. 3)
	35-125A	#8-1/0 AWG Cu	3TC1GG20
		#8-2/0 AWG Al	

Interrupting Ratings (max. RMS symmetrical amperes kA)

	Poles	UL489							
		Volts AC						Volts DC	
		120	240	277	347	480Y/277	600Y/347	125	125/250
NGB	1	100	—	25	14	—	—	14	—
	2,3	—	100	—	—	25	14	—	14 ^④
HGB	1	100	—	35	14	—	—	14	—
	2,3	—	100	—	—	35	14	—	14 ^④
LGB	1	100	—	65	14	—	—	14	—
	2,3	—	100	—	—	65	14	—	14 ^④

① SWD rated.
② HID rated.

③ 2-pole only.
④ 2-pole only or two outer poles of 3-pole breaker
⑤ UL Listed for reverse feed.

For external accessories, please refer to pages 7-171 to 7-176
For internal accessories, please refer to page 7-36

Molded Case Circuit Breakers

GB2 Frame

Selection

Type NGB2^{⑤⑦} (Panelboard Mount)

Continuous Current Rating @ 40°C	1-Pole	2-Pole	3-Pole
	Catalog Number	Catalog Number	Catalog Number
15	NGB1K015B ^{①②}	NGB2K015B ^②	NGB3K015B ^②
20	NGB1K020B ^{①②}	NGB2K020B ^②	NGB3K020B ^②
25	NGB1K025B ^②	NGB2K025B ^②	NGB3K025B ^②
30	NGB1K030B ^②	NGB2K030B ^②	NGB3K030B ^②
35	NGB1K035B ^②	NGB2K035B ^②	NGB3K035B ^②
40	NGB1K040B ^②	NGB2K040B ^②	NGB3K040B ^②
45	NGB1K045B ^②	NGB2K045B ^②	NGB3K045B ^②
50	NGB1K050B ^②	NGB2K050B ^②	NGB3K050B ^②
60	NGB1K060B	NGB2K060B	NGB3K060B
70	NGB1K070B	NGB2K070B	NGB3K070B
80	NGB1K080B	NGB2K080B	NGB3K080B
90	NGB1K090B	NGB2K090B	NGB3K090B
100	NGB1K100B	NGB2K100B	NGB3K100B
110	NGB1K110B	NGB2K110B	NGB3K110B
125	NGB1K125B	NGB2K125B	NGB3K125B

Load lugs are included as standard. HACR rated.



LGB3K125B

Type HGB2^{⑤⑦} (Panelboard Mount)

Continuous Current Rating @ 40°C	1-Pole	2-Pole	3-Pole
	Catalog Number	Catalog Number	Catalog Number
15	HGB1K015B ^{①②}	HGB2K015B ^②	HGB3K015B ^②
20	HGB1K020B ^{①②}	HGB2K020B ^②	HGB3K020B ^②
25	HGB1K025B ^②	HGB2K025B ^②	HGB3K025B ^②
30	HGB1K030B ^②	HGB2K030B ^②	HGB3K030B ^②
35	HGB1K035B ^②	HGB2K035B ^②	HGB3K035B ^②
40	HGB1K040B ^②	HGB2K040B ^②	HGB3K040B ^②
45	HGB1K045B ^②	HGB2K045B ^②	HGB3K045B ^②
50	HGB1K050B ^②	HGB2K050B ^②	HGB3K050B ^②
60	HGB1K060B	HGB2K060B	HGB3K060B
70	HGB1K070B	HGB2K070B	HGB3K070B
80	HGB1K080B	HGB2K080B	HGB3K080B
90	HGB1K090B	HGB2K090B	HGB3K090B
100	HGB1K100B	HGB2K100B	HGB3K100B
110	HGB1K110B	HGB2K110B	HGB3K110B
125	HGB1K125B	HGB2K125B	HGB3K125B

Type LGB2^{⑤⑦} (Panelboard Mount)

Continuous Current Rating @ 40°C	1-Pole	2-Pole	3-Pole
	Catalog Number	Catalog Number	Catalog Number
15	LGB1K015B ^{①②}	LGB2K015B ^②	LGB3K015B ^②
20	LGB1K020B ^{①②}	LGB2K020B ^②	LGB3K020B ^②
25	LGB1K025B ^②	LGB2K025B ^②	LGB3K025B ^②
30	LGB1K030B ^②	LGB2K030B ^②	LGB3K030B ^②
35	LGB1K035B ^②	LGB2K035B ^②	LGB3K035B ^②
40	LGB1K040B ^②	LGB2K040B ^②	LGB3K040B ^②
45	LGB1K045B ^②	LGB2K045B ^②	LGB3K045B ^②
50	LGB1K050B ^②	LGB2K050B ^②	LGB3K050B ^②
60	LGB1K060B	LGB2K060B	LGB3K060B
70	LGB1K070B	LGB2K070B	LGB3K070B
80	LGB1K080B	LGB2K080B	LGB3K080B
90	LGB1K090B	LGB2K090B	LGB3K090B
100	LGB1K100B	LGB2K100B	LGB3K100B
110	LGB1K110B	LGB2K110B	LGB3K110B
125	LGB1K125B	LGB2K125B	LGB3K125B

Shipping Weights

Number of Poles	Number per Carton	Shipping Weight lbs. (kg)
1	1	.75 (.34)
2	1	1.3 (.59)
3	1	2.0 (.98)

Lugs for 60/75°C Wire

Type	Ampere Rating	Wire Size	Catalog Number
NGB2 HGB2 LGB2	15-30A	#14-#6 AWG Cu	TC1Q1 (qty. 1)
		#12-#6 AWG Al	3TC1Q1 (qty. 3)
	35-125A	#8-2/0 AWG CU/AL	3TC1GG20

Interrupting Ratings (max. RMS symmetrical amperes kA)

Type	Poles	UL 489							
		Volts AC						Volts DC	
		120	240	277	480	347	600Y/347	125	125/250
NGB2	1	100	—	25	—	14	—	14	—
	2, 3	—	100	—	25	—	14	—	14 ^④
HGB2	1	100	—	35	—	22	—	14	—
	2, 3	—	100	—	35	—	22	—	14 ^④
LGB2	1	100	—	65	—	25	—	14	—
	2, 3	—	100	—	65	—	25	—	14 ^④

① SWD rated.

② HID rated.

③ 2-pole only.

④ 2-pole only or two outer poles of 3-pole breaker

⑤ Suitable for reverse feed applications

⑥ 3 pole breakers suitable for single phase applications

⑦ xGB2 breakers require different strap kits than xGB. Refer to Section 11 for specific catalog numbers.

For external accessories, please refer to pages 7-171 to 7-176
For internal accessories, please refer to page 7-36

Molded Case Circuit Breakers

Accessories^①

Selection

Shunt Trip

Control Voltage		Catalog Number
V AC	V DC	
120	—	CQDST120
240	—	CQDST240▲
277	—	CQDST277▲
480	—	CQDST480▲
600	—	CQDST600
—	12	CQDST12
—	24	CQDST24
—	48	CQDST48
—	125	CQDST125



Auxiliary Switch


Maximum Voltage		Number of Contacts	Catalog Number
AC	DC		
240	125	1A-1B	CQDA1
240	125	2A-2B	CQDA2

Alarm Switch

Maximum Voltage		Catalog Number
AC	DC	
240	125	CQDBA

Shunt Trip and Auxiliary Switch Combinations

Shunt Trip Voltage		Catalog Number
AC	DC	
24	—	CQDST24AAS▲
120	—	CQDST120AAS▲
240	—	CQDST240AAS▲
277	—	CQDST277AAS▲
480	—	CQDST480AAS▲
600	—	CQDST600AAS▲
—	12	CQDST12DAS▲
—	24	CQDST24DAS▲
—	48	CQDST48DAS▲
—	125	CQDST125DAS▲



Alarm and Auxiliary Switch Combinations

For Breaker	Catalog Number
BQD, BQD6, CQD, CQD6, NGG, HGG, LGG, NGB, HGB, LGB, NGB2, HGB2 and LGB2	CQDA1BA▲

▲ Built to order. Allow 6-8 weeks for delivery.

① Adds 1-pole space for accessory.

3VA Molded Case Circuit Breakers

3VA41 125A Thermal-magnetic Trip Circuit Breakers

Selection

3VA41 125A Frame, 1-Pole Thermal-Magnetic Trip Unit

Cont. Amp Rating	S-Interrupting Class (SEAB)	M-Interrupting Class (MEAB)	H-Interrupting Class (HEAB)
	Catalog Number	Catalog Number	Catalog Number
TM210 FTFM			
15	3VA4195-4ED14-0AA0 ^{①②}	3VA4195-5ED14-0AA0 ^{①②}	3VA4195-6ED14-0AA0 ^{①②}
20	3VA4120-4ED14-0AA0 ^{①②}	3VA4120-5ED14-0AA0 ^{①②}	3VA4120-6ED14-0AA0 ^{①②}
25	3VA4125-4ED14-0AA0 ^②	3VA4125-5ED14-0AA0 ^②	3VA4125-6ED14-0AA0 ^②
30	3VA4130-4ED14-0AA0 ^②	3VA4130-5ED14-0AA0 ^②	3VA4130-6ED14-0AA0 ^②
35	3VA4135-4ED14-0AA0 ^②	3VA4135-5ED14-0AA0 ^②	3VA4135-6ED14-0AA0 ^②
40	3VA4140-4ED14-0AA0 ^②	3VA4140-5ED14-0AA0 ^②	3VA4140-6ED14-0AA0 ^②
45	3VA4145-4ED14-0AA0 ^②	3VA4145-5ED14-0AA0 ^②	3VA4145-6ED14-0AA0 ^②
50	3VA4150-4ED14-0AA0 ^②	3VA4150-5ED14-0AA0 ^②	3VA4150-6ED14-0AA0 ^②
60	3VA4160-4ED14-0AA0	3VA4160-5ED14-0AA0	3VA4160-6ED14-0AA0
70	3VA4170-4ED14-0AA0	3VA4170-5ED14-0AA0	3VA4170-6ED14-0AA0
80	3VA4180-4ED14-0AA0	3VA4180-5ED14-0AA0	3VA4180-6ED14-0AA0
90	3VA4190-4ED14-0AA0	3VA4190-5ED14-0AA0	3VA4190-6ED14-0AA0
100	3VA4110-4ED14-0AA0	3VA4110-5ED14-0AA0	3VA4110-6ED14-0AA0
110	3VA4111-4ED14-0AA0	3VA4111-5ED14-0AA0	3VA4111-6ED14-0AA0
125	3VA4112-4ED14-0AA0	3VA4112-5ED14-0AA0	3VA4112-6ED14-0AA0



3VA41 125A
1-Pole

3VA41 125A Frame, 1 in 2-Pole Thermal-Magnetic Trip Unit

Cont. Amp Rating	S-Interrupting Class (SEAB)	M-Interrupting Class (MEAB)	H-Interrupting Class (HEAB)
	Catalog Number	Catalog Number	Catalog Number
TM210 FTFM ^①			
15	3VA4195-4ED54-0AA0 ^{①②}	3VA4195-5ED54-0AA0 ^{①②}	3VA4195-6ED54-0AA0 ^{①②}
20	3VA4120-4ED54-0AA0 ^{①②}	3VA4120-5ED54-0AA0 ^{①②}	3VA4120-6ED54-0AA0 ^{①②}
25	3VA4125-4ED54-0AA0 ^②	3VA4125-5ED54-0AA0 ^②	3VA4125-6ED54-0AA0 ^②
30	3VA4130-4ED54-0AA0 ^②	3VA4130-5ED54-0AA0 ^②	3VA4130-6ED54-0AA0 ^②
35	3VA4135-4ED54-0AA0 ^②	3VA4135-5ED54-0AA0 ^②	3VA4135-6ED54-0AA0 ^②
40	3VA4140-4ED54-0AA0 ^②	3VA4140-5ED54-0AA0 ^②	3VA4140-6ED54-0AA0 ^②
45	3VA4145-4ED54-0AA0 ^②	3VA4145-5ED54-0AA0 ^②	3VA4145-6ED54-0AA0 ^②
50	3VA4150-4ED54-0AA0 ^②	3VA4150-5ED54-0AA0 ^②	3VA4150-6ED54-0AA0 ^②
60	3VA4160-4ED54-0AA0	3VA4160-5ED54-0AA0	3VA4160-6ED54-0AA0
70	3VA4170-4ED54-0AA0	3VA4170-5ED54-0AA0	3VA4170-6ED54-0AA0
80	3VA4180-4ED54-0AA0	3VA4180-5ED54-0AA0	3VA4180-6ED54-0AA0
90	3VA4190-4ED54-0AA0	3VA4190-5ED54-0AA0	3VA4190-6ED54-0AA0
100	3VA4110-4ED54-0AA0	3VA4110-5ED54-0AA0	3VA4110-6ED54-0AA0
110	3VA4111-4ED54-0AA0	3VA4111-5ED54-0AA0	3VA4111-6ED54-0AA0
125	3VA4112-4ED54-0AA0	3VA4112-5ED54-0AA0	3VA4112-6ED54-0AA0



3VA41 125A
1 in 2-Pole

3VA41 125A Frame, 2-Pole Thermal-Magnetic Trip Unit

Cont. Amp Rating	S-Interrupting Class (SEAB)	M-Interrupting Class (MEAB)	H-Interrupting Class (HEAB)
	Catalog Number	Catalog Number	Catalog Number
TM210 FTFM			
15	3VA4195-4ED24-0AA0 ^{①②}	3VA4195-5ED24-0AA0 ^{①②}	3VA4195-6ED24-0AA0 ^{①②}
20	3VA4120-4ED24-0AA0 ^{①②}	3VA4120-5ED24-0AA0 ^{①②}	3VA4120-6ED24-0AA0 ^{①②}
25	3VA4125-4ED24-0AA0 ^②	3VA4125-5ED24-0AA0 ^②	3VA4125-6ED24-0AA0 ^②
30	3VA4130-4ED24-0AA0 ^②	3VA4130-5ED24-0AA0 ^②	3VA4130-6ED24-0AA0 ^②
35	3VA4135-4ED24-0AA0 ^②	3VA4135-5ED24-0AA0 ^②	3VA4135-6ED24-0AA0 ^②
40	3VA4140-4ED24-0AA0 ^②	3VA4140-5ED24-0AA0 ^②	3VA4140-6ED24-0AA0 ^②
45	3VA4145-4ED24-0AA0 ^②	3VA4145-5ED24-0AA0 ^②	3VA4145-6ED24-0AA0 ^②
50	3VA4150-4ED24-0AA0 ^②	3VA4150-5ED24-0AA0 ^②	3VA4150-6ED24-0AA0 ^②
60	3VA4160-4ED24-0AA0	3VA4160-5ED24-0AA0	3VA4160-6ED24-0AA0
70	3VA4170-4ED24-0AA0	3VA4170-5ED24-0AA0	3VA4170-6ED24-0AA0
80	3VA4180-4ED24-0AA0	3VA4180-5ED24-0AA0	3VA4180-6ED24-0AA0
90	3VA4190-4ED24-0AA0	3VA4190-5ED24-0AA0	3VA4190-6ED24-0AA0
100	3VA4110-4ED24-0AA0	3VA4110-5ED24-0AA0	3VA4110-6ED24-0AA0
110	3VA4111-4ED24-0AA0	3VA4111-5ED24-0AA0	3VA4111-6ED24-0AA0
125	3VA4112-4ED24-0AA0	3VA4112-5ED24-0AA0	3VA4112-6ED24-0AA0



3VA41 125A
2-Pole

Ordering Information

The catalog number listed here are for complete, non-interchangeable trip circuit breakers with load lugs installed. 3VA4 breakers up to 40A include 3VA9133-0JB10 lugs. 45A to 125A breakers include 3VA9133-0JB11 lugs.

All 3VA41 thermal-magnetic trip circuit breakers are UL listed for reverse feed applications.

For NAVAL-rated 1, 2 or 3-P thermal-magnetic trip circuit breakers, change the 13th digit of the catalog number to the number "1". (For example, a 35KA @480VAC, 40A, 3-pole, NAVAL rated 3VA41 would be catalog number 3VA4140-5ED31-1AA0) Not available for 1 in 2-pole breakers.

① SWD rated.
② HID rated.

3VA Molded Case Circuit Breakers

3VA41 125A Thermal-magnetic Trip Circuit Breakers

Selection

3VA41 125A Frame, 3-Pole Thermal-Magnetic Trip Unit

Cont. Amp Rating	S-Interrupting Class (SEAB)	M-Interrupting Class (MEAB)	H-Interrupting Class (HEAB)
	Catalog Number	Catalog Number	Catalog Number
TM210 FTFM			
15	3VA4195-4ED34-0AA0 ^{①②}	3VA4195-5ED34-0AA0 ^{①②}	3VA4195-6ED34-0AA0 ^{①②}
20	3VA4120-4ED34-0AA0 ^{①②}	3VA4120-5ED34-0AA0 ^{①②}	3VA4120-6ED34-0AA0 ^{①②}
25	3VA4125-4ED34-0AA0 ^②	3VA4125-5ED34-0AA0 ^②	3VA4125-6ED34-0AA0 ^②
30	3VA4130-4ED34-0AA0 ^②	3VA4130-5ED34-0AA0 ^②	3VA4130-6ED34-0AA0 ^②
35	3VA4135-4ED34-0AA0 ^②	3VA4135-5ED34-0AA0 ^②	3VA4135-6ED34-0AA0 ^②
40	3VA4140-4ED34-0AA0 ^②	3VA4140-5ED34-0AA0 ^②	3VA4140-6ED34-0AA0 ^②
45	3VA4145-4ED34-0AA0 ^②	3VA4145-5ED34-0AA0 ^②	3VA4145-6ED34-0AA0 ^②
50	3VA4150-4ED34-0AA0 ^②	3VA4150-5ED34-0AA0 ^②	3VA4150-6ED34-0AA0 ^②
60	3VA4160-4ED34-0AA0	3VA4160-5ED34-0AA0	3VA4160-6ED34-0AA0
70	3VA4170-4ED34-0AA0	3VA4170-5ED34-0AA0	3VA4170-6ED34-0AA0
80	3VA4180-4ED34-0AA0	3VA4180-5ED34-0AA0	3VA4180-6ED34-0AA0
90	3VA4190-4ED34-0AA0	3VA4190-5ED34-0AA0	3VA4190-6ED34-0AA0
100	3VA4110-4ED34-0AA0	3VA4110-5ED34-0AA0	3VA4110-6ED34-0AA0
110	3VA4111-4ED34-0AA0	3VA4111-5ED34-0AA0	3VA4111-6ED34-0AA0
125	3VA4112-4ED34-0AA0	3VA4112-5ED34-0AA0	3VA4112-6ED34-0AA0



Trip Settings for 3VA41

TM210 - FTFM			
I _n (A)	I _r (A)	I _i (A)	
15	15	300	
20	20	300	
25	25	300	
30	30	300	
35	35	350	
40	40	400	
45	45	450	
50	50	500	
60	60	600	
70	70	700	
80	80	800	
90	90	900	
100	100	1000	
110	110	1100	
125	125	1250	

Interrupting Ratings for 3VA41

Interrupting Class	Breaker Type	Poles	RMS Symmetrical Amperes (kA)									
			Volts AC (50/60 Hz)						Volts DC			
			120	240	277	347	480Y/ 277V	480	600Y/ 347V	125	250	
S	SEAB	1	65		25	14					14	
		2, 3		65				25	25	14		50
M	MEAB	1	85		35	18					25	
		2, 3		85				35	35	18		85
H	HEAB	1	150		65	25					30	
		2, 3		150				65	65	25		100

Dimensions

Shipping Weight

Breaker	Poles	W in. (mm)	H in. (mm)	D in. (mm)	lbs.	kg
3VA41	1	1 (25.4)	5.1 (129.4)	3.6 (92.2)	0.62	0.28
3VA41	1 in 2	2 (50.8)	5.1 (129.4)	3.6 (92.2)	0.94	0.43
3VA41	2	2 (50.8)	5.1 (129.4)	3.6 (92.2)	1.13	0.51
3VA41	3	3 (76.2)	5.1 (129.4)	3.6 (92.2)	1.64	0.74

Connectors for 75C Wire for 3VA41

Type	Min. cable size	Max. cable size	Catalog No. (kit of 3 lugs)
Steel wrap around (Cu cable only), 1 cable lugs	AWG 14	3/0	3VA9133-0JA11
Aluminum body lug small (Cu/Al cable), 1 cable lug	AWG 14	AWG 8	3VA9133-0JB10 ^③
Aluminum body lug (Cu/Al cable), 1 cable lugs	AWG 8	3/0	3VA9133-0JB11 ^④
Aluminum body lug small with control wire tap (Cu/Al cable), 1 cable lug	AWG 14	AWG 8	3VA9133-0JG10 ^③
Aluminum body lug with control wire tap (Cu/Al cable), 1 cable lugs	AWG 8	3/0	3VA9133-0JG11 ^④
Copper body lug small (Cu cable only), 1 cable lugs	AWG 14	AWG 8	3VA9133-0JD10 ^③
Copper body lug (Cu cable only), 1 cable lugs	AWG 8	2/0	3VA9133-0JD11 ^④
Copper body lug small with control wire tap (Cu cable only), 1 cable lugs	AWG 14	AWG 8	3VA9133-0JK10 ^③
Copper body lug with control wire tap (Cu cable only), 1 cable lugs	AWG 8	2/0	3VA9133-0JK11 ^④

3VA4 Accessories

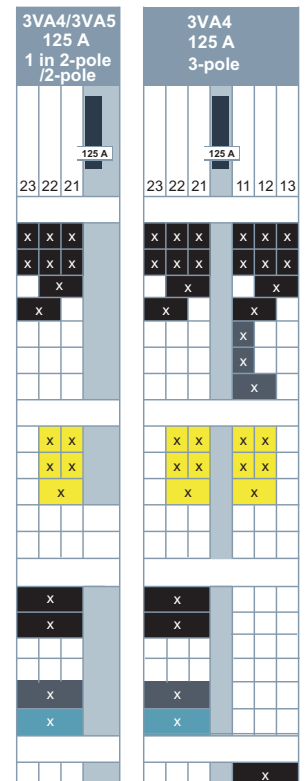
Description	Catalog Number
Padlocking Device for 3VA4 breaker	3VA9038-0LB11

① SWD rated.
② HID rated.

③ Use these lugs on 15A to 40A breakers.
④ Use these lugs on 45A to 125A breakers.

Internal accessories configuration

Slot No.:	Type
Auxiliary switch	AUX_HQ
Auxiliary switch	AUX_HQ_el
Auxiliary switch	AUX_HP
Leading changeover switch	LCS_HQ
Leading changeover switch	LCS_HQ_el
Leading changeover switch	LCS_HP
Alarm switch	TAS_HQ
Trip alarm switch	TAS_HQ_el
Trip alarm switch	TAS_HP
Short circuit alarm switch	SAS_HQ
Short circuit alarm switch	SAS_HQ_el
Auxiliary release	STF
Shunt trip flexible	STL
Shunt trip left	STL_el
Residual current release	RCR
Undervoltage release	UVR
Universal release	UNI
Other	
Cylinder lock (type Ronis)	



Circuit Breakers

Lug-In/Lug-Out with INSTA-WIRE

Selection

All BQ/BQH/HBQ circuit breakers are supplied with load side lugs. If line side lugs are required, add suffix "L" to catalog number. Consult Siemens for any additional charge. All standard circuit breakers are calibrated for 40°C maximum ambient application.

Continuous Current Rating @ 40° C	Type BQ ^①	Type BQH	Type HBQ
	10,000A IR Catalog Number	22,000A IR Catalog Number	65,000A IR Catalog Number

1-Pole (120/240V AC)^⑤

Rating	Type BQ	Type BQH	Type HBQ
15	BQ1B015 ^④	BQ1B015H ^④	HB1B015 ^④
20	BQ1B020 ^④	BQ1B020H ^④	HB1B020 ^④
25	BQ1B025	BQ1B025H	HB1B025
30	BQ1B030	BQ1B030H	HB1B030
35	BQ1B035	BQ1B035H	HB1B035
40	BQ1B040	BQ1B040H	HB1B040
45	BQ1B045	—	HB1B045
50	BQ1B050	BQ1B050H	HB1B050
60	BQ1B060 ^②	BQ1B060H	HB1B060
70	BQ1B070	BQ1B070H	HB1B070

2-Pole (Common-Trip 120/240V AC)^⑥

Rating	Type BQ	Type BQH	Type HBQ
15	BQ2B015	BQ2B015H	HB2B015
20	BQ2B020	BQ2B020H	HB2B020
25	BQ2B025	BQ2B025H	HB2B025
30	BQ2B030	BQ2B030H	HB2B030
35	BQ2B035	BQ2B035H	HB2B035
40	BQ2B040	BQ2B040H	HB2B040
45	BQ2B045	—	HB2B045
50	BQ2B050	BQ2B050H	HB2B050
60	BQ2B060 ^②	BQ2B060H	HB2B060
70	BQ2B070	BQ2B070H	HB2B070
80	BQ2B080	BQ2B080H	HB2B080
90	BQ2B090	BQ2B090H	HB2B090
100	BQ2B100	BQ2B100H	HB2B100
110	BQ2B110	—	HB2B110
125	BQ2B125	BQ2B125H	HB2B125

2-Pole (Common-Trip 240V AC)^{③⑥}

Rating	Type BQ	Type BQH	Type HBQ
15	BQ2H015	—	—
20	BQ2H020	—	—
30	BQ2H030	—	—
40	BQ2H040	—	—
50	BQ2H050	—	—
60	BQ2H060	—	—
70	BQ2H070	—	—
80	BQ2H080	—	—
90	BQ2H090	—	—
100	BQ2H100	—	—

3-Pole (Common-Trip 240V AC)^⑦

Rating	Type BQ	Type BQH	Type HBQ
15	BQ3B015	BQ3B015H	HB3B015
20	BQ3B020	BQ3B020H	HB3B020
25	BQ3B025	BQ3B025H	HB3B025
30	BQ3B030	BQ3B030H	HB3B030
35	BQ3B035	BQ3B035H	HB3B035
40	BQ3B040	BQ3B040H	HB3B040
45	BQ3B045	BQ3B045H	HB3B045
50	BQ3B050	BQ3B050H	HB3B050
60	BQ3B060	BQ3B060H	HB3B060
70	BQ3B070	BQ3B070H	HB3B070
80	BQ3B080	BQ3B080H	HB3B080
90	BQ3B090	BQ3B090H	HB3B090
100	BQ3B100	BQ3B100H	HB3B100

BQ / BQH / HBQ Internal Accessories

Description	Catalog Number	Field/Factory Installed
120VAC Shunt Trip	add suffix...00S01	Factory
24VAC Shunt Trip	add suffix...00S07	Factory
120V Auxiliary Switch	add suffix...01 ^②	Factory

■ Built to order. Allow 2-3 weeks for delivery

① UL Listed for use with 60/75° wire through 40 amps, UL listed for use with 75° wire only for 50 amps and above, HACR rated.

② 1A and 1B contacts.

③ UL Listed for use on 3-phase grounded "B" systems — 10,000 for this application.

④ UL Listed for frequent switching applications (SWD). 120V AC Fluorescent Lighting.


⑤ Shipped 12 per sleeve.

⑥ Shipped 6 per sleeve.

⑦ Shipped 4 per sleeve.

⑧ UL Listed 5KA IR.

⑨ Refer to Table A on page 7-164



1-Pole

2-Pole

3-Pole

Factory Modifications

Description	Catalog Number
Line Side Lugs	add suffix...L
Quick Connect Lug	add suffix...QX
Marine 50° C Ambient Calibration	add suffix...M
Fungus Proofing	add suffix...F

For external accessories, please refer to page 7-169

Molded Case Circuit Breakers


DIN Rail Mounted Circuit Breakers

Selection/Dimensions

Breaker Type	Ampere Rating	Catalog Number	Line Side Connector	Load Side Connector	Interrupting Ratings (KA) (RMS Symmetrical Amperes) Volts AC	
					120	120/240
1-Pole DIN Rail (120/240V AC)						
BQLD 1-Pole 120V DIN Rail	10	BQ1B010QLD	TC1Q1	TC1Q1	10	
	15	BQ1B015QLD	TC1Q1	TC1Q1	10	
	20	BQ1B020QLD	TC1Q1	TC1Q1	10	
	25	BQ1B025QLD	TC1Q1	TC1Q1	10	
	30	BQ1B030QLD	TC1Q1	TC1Q1	10	
	35	BQ1B035QLD	TC1Q1	TC1Q1	10	
	40	BQ1B040QLD	TC1Q1	TC1Q1	10	
BQXD 1-Pole 120V DIN Rail	45	BQ1B045QLD	TA1Q1	TA1Q1	10	
	50	BQ1B050QLD	TA1Q1	TA1Q1	10	
	60	BQ1B060QLD	TA1Q1	TA1Q1	10	
	10	BQ1B010QXD	TC1Q1	Quick-Connect	10	
	15	BQ1B015QXD	TC1Q1	Quick-Connect	10	
	20	BQ1B020QXD	TC1Q1	Quick-Connect	10	
	25	BQ1B025QXD	TC1Q1	Quick-Connect	10	
BQXD 1-Pole 120V DIN Rail	30	BQ1B030QXD	TC1Q1	Quick-Connect	10	
	35	BQ1B035QXD	TC1Q1	Quick-Connect	10	
	40	BQ1B040QXD	TC1Q1	Quick-Connect	10	
	45	BQ1B045QXD	TA1Q1	Quick-Connect	10	
	50	BQ1B050QXD	TA1Q1	Quick-Connect	10	
	60	BQ1B060QXD	TA1Q1	Quick-Connect	10	

2-Pole DIN Rail (120/240V AC)

BQLD 2-Pole 120/240V DIN Rail	10	BQ2B010QLD	TC1Q1	TC1Q1		10
	15	BQ2B015QLD	TC1Q1	TC1Q1		10
	20	BQ2B020QLD	TC1Q1	TC1Q1		10
	25	BQ2B025QLD	TC1Q1	TC1Q1		10
	30	BQ2B030QLD	TC1Q1	TC1Q1		10
	35	BQ2B035QLD	TC1Q1	TC1Q1		10
	40	BQ2B040QLD	TC1Q1	TC1Q1		10
BQXD 2-Pole 120/240V DIN Rail	45	BQ2B045QLD	TA1Q1	TA1Q1		10
	50	BQ2B050QLD	TA1Q1	TA1Q1		10
	60	BQ2B060QLD	TA1Q1	TA1Q1		10
	10	BQ2B010QXD	TC1Q1	Quick-Connect		10
	15	BQ2B015QXD	TC1Q1	Quick-Connect		10
	20	BQ2B020QXD	TC1Q1	Quick-Connect		10
	25	BQ2B025QXD	TC1Q1	Quick-Connect		10
BQXD 2-Pole 120/240V DIN Rail	30	BQ2B030QXD	TC1Q1	Quick-Connect		10
	35	BQ2B035QXD	TC1Q1	Quick-Connect		10
	40	BQ2B040QXD	TC1Q1	Quick-Connect		10
	45	BQ2B045QXD	TA1Q1	Quick-Connect		10
	50	BQ2B050QXD	TA1Q1	Quick-Connect		10
	60	BQ2B060QXD	TA1Q1	Quick-Connect		10

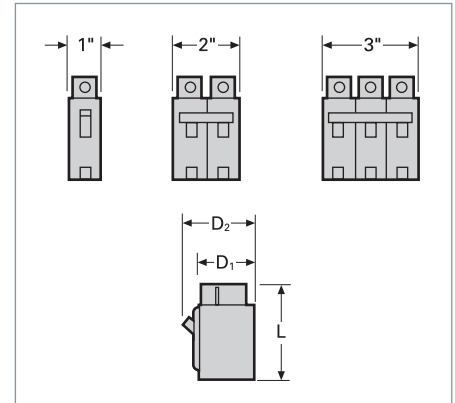


BQ1B015QLD

BQ2B015QLD

BQ1B015QXD

BQ2B015QXD



Lugs-For Use with BQXD[®]

Circuit Breaker Amp. Rtg.	Cab. Per Lug	Lug Wire Range AWG	Catalog Number
Line Side			
10-40	1	#16-#6 Cu #12-#6 Al	TC1Q1 ^②
45-125	1	#8-#1 Cu #6-#1/0 Al	TA1Q1

BQ Enclosures

Type	Catalog Number ^④
1	EB3100S ^⑤
3R	WB3100

BQ Breaker Dimensions

Number of Poles	Breaker Type	Amperes	Dimensions (inches)		
			L	D1	D2
1, 2	BQ	15-50	3¾	2¾	3
1, 2	BQH, HBQ	15-50	4	2¾	3
1, 2	BQ, BQH, HBQ	55-125	4	2¾	3
3	BQ, BQH, HBQ	15-100	4	2¾	3
1, 2	BQXD	15-60	4½	2¾	3

Finger Safe Terminal Shield

Protects against accidental contact with lugs-1 per lug. Fits line and load end.

Catalog Number	Qty
BQFS2	2
BQFS1K	1000

For inches / millimeters conversion, see Application Data section.

■ Built to order. Allow 2-3 weeks for delivery.

① UL Listed for use with 60/75° wire through 40 amps, UL listed for use with 75° wire only for 50 amps and above, HACR rated.

② Connector has steel construction.

③ Surface mounted indoor. If flush mounting is required, replace suffix "S" in catalog number with suffix "F".

④ Neutral included in enclosure.

⑤ Enclosure will not accept circuit breakers with shunt trips or auxiliary switches installed.

⑥ Type BQXD uses TA1Q1 or TC1Q1 lugs on line side of circuit breaker.

Enclosures, see Section 6
For external accessories, please refer to pages 7-169, 7-171 to 7-176

Molded Case Circuit Breakers

QR 250A Frame

Selection/Dimensions

Continuous Current Rating @ 40°C	2-Pole 240V AC Catalog Number	3-Pole 240V AC Catalog Number
----------------------------------	-------------------------------	-------------------------------

Type QR2^①

100	QR22B100	QR23B100
125	QR22B125	QR23B125
150	QR22B150	QR23B150
175	QR22B175	QR23B175
200	QR22B200	QR23B200
225	QR22B225	QR23B225
250	QR22B250	QR23B250

Type QRH2^①


100	QRH22B100■	QRH23B100
125	QRH22B125	QRH23B125
150	QRH22B150	QRH23B150
175	QRH22B175■	QRH23B175
200	QRH22B200	QRH23B200
225	QRH22B225	QRH23B225
250	QRH22B250	QRH23B250

Type HQR2^①

100	HQR22B100■	HQR23B100
125	HQR22B125	HQR23B125
150	HQR22B150	HQR23B150
175	HQR22B175■	HQR23B175
200	HQR22B200	HQR23B200
225	HQR22B225	HQR23B225
250	HQR22B250	HQR23B250

Type HQR2H^①

100	HQR22B100H	HQR23B100H
125	HQR22B125H	HQR23B125H
150	HQR22B150H	HQR23B150H
175	HQR22B175H	HQR23B175H
200	HQR22B200H	HQR23B200H
225	HQR22B225H	HQR23B225H
250	HQR22B250H	HQR23B250H



■ Built to order. Allow 2-3 weeks for delivery.

Note: QR breakers are UL Listed for reverse feed applications.
^① HACR rated.

Ordering Information

Load side 3TA1QR300 lugs are mounted and included when circuit breaker is ordered. For line and load lugs (3TA1QR300) installed at no additional charge, add suffix "L" to catalog number.

50°C Calibration - See page 7-167.

400HZ. - See page 7-167.

Shipping Weights

Number of Poles	Number per Carton	Shipping Weight (lbs.)
2	1	3.2
3	1	4.5

Lugs For 75°C Wire

Catalog Number	Lug Body	Lug Wire Range
3TA1QR300	Al	#3 - 300 Kcmil Al/Cu
3TC1QR250	Cu	#3 - 300 Kcmil Cu ONLY
CCQ250	CMP	#6 AWG - 350kcmil Al/Cu

Enclosures (Neutral Included)

Type	Catalog Number
1	QR2N1S or QR2N1F
3R	QR2N3R3
12	QR2N12
4X	QR2N4X
4X316	QR2N4X316

UL 489 Interrupting Ratings

Breaker Type	RMS Symmetrical Amperes (kA) Volts AC (50/60 Hz)
	240
QR2	10
QRH2	25
HQR2	65
HQR2H	100

Enclosures Section 6
 For external accessories, please refer to
 pages 7-171 to 7-176

Molded Case Circuit Breakers

QR Accessories

Selection

Shunt Trip

Control Voltage		In Rush	Shunt Trip	Shunt Trip and Auxiliary Switch Combination
AC	DC		Catalog Number	Catalog Number
—	24	1.1A	S07QR2	S07QR2A
120 - 240	48	2.0A AC / 1.8A DC	S01QR2	S01QR2A

Auxiliary Switch

Contains (1) or (2) sets of "A" contacts and "B" contacts

Maximum Control Supply Voltage (V)	Maximum Allowable Current (A)	Single Auxiliary 1A - 1B Contact Catalog Number	Double Auxiliary 2A - 2B Contact Catalog Number
250 AC / 125 DC	5 AC / 0.5 DC	A01QR2	A02QR2

External Accessories

Description	Catalog Number
Padlock Device	HPLQR
Mounting Screw Kit	MSQR3
Handle Blocking Device	HBLQR
Handle Sliding-bar Interlock	SBMIQR

Padlock Device HPLQR



Handle Block Device HBLQR



Mechanical Interlock SBMIQR



Molded Case Circuit Breakers

CQD 100A Frame

Selection/Dimensions

Type CQD (Cable In - Cable Out) DIN Rail Mount^③

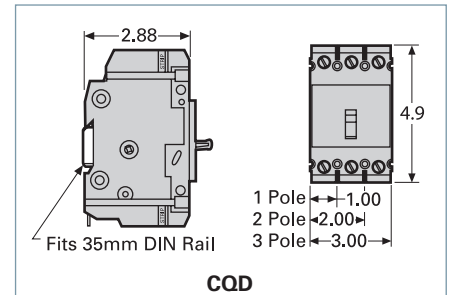

Continuous Current Rating @ 40°C	1-Pole	2-Pole	3-Pole
	277V AC 125V DC	480Y/277V AC 125/250V DC	480Y/277V AC
	Catalog Number	Catalog Number	Catalog Number
15	CQD115 ^{①②}	CQD215 ^②	CQD315 ^②
20	CQD120 ^{①②}	CQD220 ^②	CQD320 ^②
25	CQD125 ^②	CQD225 ^②	CQD325 ^②
30	CQD130 ^②	CQD230 ^②	CQD330 ^②
35	CQD135 ^② ■	CQD235 ^② ■	CQD335 ^②
40	CQD140 ^② ■	CQD240 ^②	CQD340 ^②
45	CQD145 ^② ■	CQD245 ^② ■	CQD345 ^② ■
50	CQD150 ^② ■	CQD250 ^②	CQD350 ^②
60	CQD160■	CQD260	CQD360
70	CQD170■	CQD270	CQD370
80	CQD180■	CQD280	CQD380
90	CQD190■	CQD290■	CQD390
100	CQD1100■	CQD2100	CQD3100

Shipping Weights

Number of Poles	Number per Carton	Shipping Weight lbs. (kg)
1	1	0.5 (0)
2	1	1.0 (0)
3	1	1.5 (1)

Lugs For 60/75°C Wire

Amps	Wire Size
15-40	#14-#6 AWG Cu #12-#6 AWG Al
45-100	#8-#1 AWG Cu #6-#1/0 AWG Al



Interrupting Ratings (max. RMS symmetrical amperes kA)

Breaker Type	Number of Poles	UL						IEC 947-2 ^②				
		Volts AC						Volts AC				
								220/240		380/415		
		120	240	277	480/277	600/347	125/250	I _{cu}	I _{cs}	I _{cu}	I _{cs}	
CQD	1-Pole	65	—	14	—	—	14	—	18	9	—	—
	2-Pole	—	65	—	14	—	—	14	65	33	18	9
	3-Pole	—	65	—	14	—	—	14	65	33	18	9

For inches / millimeters conversion, see Application Data section.

■ Built to order. Allow 2-3 weeks for delivery.

① SWD rated.

Note: CQD breakers are UL Listed for reverse feed applications.

② HID rated.

③ HACR rated.

④ Applicable for 15-30A breakers only.

Enclosures Section 6
Accessories pages 7-45 and 7-171 to 7-176

Molded Case Circuit Breakers

GG 125A Frame

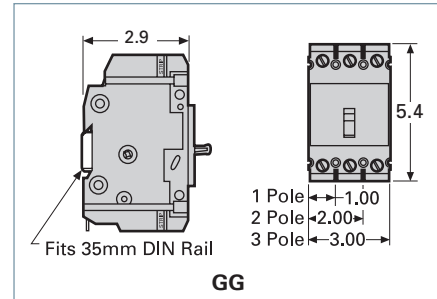
Selection/Dimensions

Type NGG (Cable In - Cable Out)

Continuous Current Rating @ 40°C	1-Pole	2-Pole	3-Pole
	Catalog Number	Catalog Number	Catalog Number
15	NGG1B015L ^{①②}	NGG2B015L ^②	NGG3B015L ^②
20	NGG1B020L ^{①②}	NGG2B020L ^②	NGG3B020L ^②
25	NGG1B025L ^②	NGG2B025L ^②	NGG3B025L ^②
30	NGG1B030L ^②	NGG2B030L ^②	NGG3B030L ^②
35	NGG1B035L ^②	NGG2B035L ^②	NGG3B035L ^②
40	NGG1B040L ^②	NGG2B040L ^②	NGG3B040L ^②
45	NGG1B045L ^②	NGG2B045L ^②	NGG3B045L ^②
50	NGG1B050L ^②	NGG2B050L ^②	NGG3B050L ^②
60	NGG1B060L	NGG2B060L	NGG3B060L
70	NGG1B070L	NGG2B070L	NGG3B070L
80	NGG1B080L	NGG2B080L	NGG3B080L
90	NGG1B090L	NGG2B090L	NGG3B090L
100	NGG1B100L	NGG2B100L	NGG3B100L
110	NGG1B110L	NGG2B110L	NGG3B110L
125	NGG1B125L	NGG2B125L	NGG3B125L



GG



GG

Line and load lugs are included as standard. If no lugs are required, remove the "L" suffix. HACR rated.

Suitable for screws or DIN rail mounting.

Type HGG (Cable In - Cable Out)

Continuous Current Rating @ 40°C	1-Pole	2-Pole	3-Pole
	Catalog Number	Catalog Number	Catalog Number
15	HGG1B015L ^{①②}	HGG2B015L ^②	HGG3B015L ^②
20	HGG1B020L ^{①②}	HGG2B020L ^②	HGG3B020L ^②
25	HGG1B025L ^②	HGG2B025L ^②	HGG3B025L ^②
30	HGG1B030L ^②	HGG2B030L ^②	HGG3B030L ^②
35	HGG1B035L ^②	HGG2B035L ^②	HGG3B035L ^②
40	HGG1B040L ^②	HGG2B040L ^②	HGG3B040L ^②
45	HGG1B045L ^②	HGG2B045L ^②	HGG3B045L ^②
50	HGG1B050L ^②	HGG2B050L ^②	HGG3B050L ^②
60	HGG1B060L	HGG2B060L	HGG3B060L
70	HGG1B070L	HGG2B070L	HGG3B070L
80	HGG1B080L	HGG2B080L	HGG3B080L
90	HGG1B090L	HGG2B090L	HGG3B090L
100	HGG1B100L	HGG2B100L	HGG3B100L
110	HGG1B110L	HGG2B110L	HGG3B110L
125	HGG1B125L	HGG2B125L	HGG3B125L

Type LGG (Cable In - Cable Out)

Continuous Current Rating @ 40°C	1-Pole	2-Pole	3-Pole
	Catalog Number	Catalog Number	Catalog Number
15	LGG1B015L ^{①②}	LGG2B015L ^②	LGG3B015L ^②
20	LGG1B020L ^{①②}	LGG2B020L ^②	LGG3B020L ^②
25	LGG1B025L ^②	LGG2B025L ^②	LGG3B025L ^②
30	LGG1B030L ^②	LGG2B030L ^②	LGG3B030L ^②
35	LGG1B035L ^②	LGG2B035L ^②	LGG3B035L ^②
40	LGG1B040L ^②	LGG2B040L ^②	LGG3B040L ^②
45	LGG1B045L ^②	LGG2B045L ^②	LGG3B045L ^②
50	LGG1B050L ^②	LGG2B050L ^②	LGG3B050L ^②
60	LGG1B060L	LGG2B060L	LGG3B060L
70	LGG1B070L	LGG2B070L	LGG3B070L
80	LGG1B080L	LGG2B080L	LGG3B080L
90	LGG1B090L	LGG2B090L	LGG3B090L
100	LGG1B100L	LGG2B100L	LGG3B100L
110	LGG1B110L	LGG2B110L	LGG3B110L
125	LGG1B125L	LGG2B125L	LGG3B125L

Shipping Weights

Number of Poles	Number per Carton	Shipping Weight lbs. (kg)
1	1	.75 (0.34)
2	1	1.3 (0.59)
3	1	2.0 (0.98)

Lugs For 60/75°C Wire

NGG		
Ampere Rating	Wire Size	Catalog Number
15-30A	#14-#6 AWG Cu	TC1Q1 (qty. 1)
	#12-#6 AWG Al	3TC1Q1 (qty. 3)
35-125A	#8-2/0 AWG CU/AL	3TC1GG20 (qty. 3)
15-125A	Nut Keeper plate w/ screw (for crimp terminals)	TNKG3 (qty. 3)

Interrupting Ratings (max. RMS symmetrical amperes kA)

Breaker Type	Poles	UL489 Volts AC							IEC 60947-2 (Ics = 50%Icu)				
									Volts DC		Volts AC		Volts DC
		120	240	277	347	480	600Y/347	125	125/250	240	415	125/250	
NGG	1	65	—	25	14	—	—	14	—	25	—	—	
	2,3	—	65	—	—	25	14	—	14 ^①	65	—	14	
HGG	1	65	—	35	14	—	—	14	—	—	—	—	
	2,3	—	65	—	—	35	14	—	14 ^①	—	—	—	
LGG	1	65	—	65	14	—	—	14	—	—	—	—	
	2,3	—	65	—	—	65	14	—	14 ^①	—	—	—	

For inches / millimeters conversion, see Application Data section.

① SWD rated.

② HID rated at 15-50A 1-pole @ 277 VAC; 2 & 3-pole @ 480 VAC

Enclosures Section 6
Accessories pages 7-45 and 7-171 to 7-176

Molded Case Circuit Breakers

Shunt Trip

Control Voltage		BQD, BQD6, CQD, NGG, HGG, LGG, NGB, HGB and LGB Catalog Number
V AC	V DC	
120	—	CQDST120
240	—	CQDST240▲
277	—	CQDST277▲
480	—	CQDST480▲
600	—	CQDST600
—	12	CQDST12
—	24	CQDST24
—	48	CQDST48
—	125	CQDST125



Auxiliary Switch


Maximum Voltage		Number of Contacts	BQD, BQD6, CQD, NGG, HGG, LGG, NGB, HGB and LGB Catalog Number
AC	DC		
240	125	1A-1B	CQDA1
240	125	2A-2B	CQDA2

Alarm Switch

Maximum Voltage		BQD, BQD6, CQD, NGG, HGG, LGG, NGB, HGB and LGB Catalog Number
AC	DC	
240	125	CQDBA

Shunt Trip and Auxiliary Switch Combinations

Shunt Trip Voltage		BQD, BQD6, CQD, NGG, HGG, LGG, NGB, HGB and LGB Catalog Number
AC	DC	
24	—	CQDST24AAS▲
120	—	CQDST120AAS▲
240	—	CQDST240AAS▲
277	—	CQDST277AAS▲
480	—	CQDST480AAS▲
600	—	CQDST600AAS▲
—	12	CQDST12DAS▲
—	24	CQDST24DAS▲
—	48	CQDST48DAS▲
—	125	CQDST125DAS▲



Alarm and Auxiliary Switch Combinations

For Breaker	Catalog Number
BQD, BQD6, CQD, NGG, HGG, LGG, NGB, HGB and LGB	CQDA1BA▲

▲ Built to order. Allow 6-8 weeks for delivery.

① Adds 1-pole space for accessory.

3VA Molded Case Circuit Breakers

3VA UL Circuit Breakers

Catalog Numbering System

Catalog Numbering Logic



Breaker Designation	
Thermal magnetic panelboard breakers	4
Thermal magnetic (Cable-in Cable-out) breakers	5
Electronic trip breakers	6

Frame Size	
125/150A	1
250A	2
400A	3
600A	4
800A	5
1000A	6
1200A	7
1600A	8
2000A	9

Rated Current																	
3VA41/ 3VA51	3VA52	3VA53	3VA54	3VA55	3VA57	3VA58	3VA59	3VA61	3VA62	3VA63	3VA64	3VA65	3VA66	3VA67	3VA68	3VA69	
15A																	95
20A	200A	200A															20
	225A	225A															22
25A	250A	250A							250A	250A							25
30A		300A															30
35A		350A															35
40A	40A	400A						40A		400A	400A						40
45A	45A		450A														45
50A	50A		500A														50
60A	60A		600A	600A							600A	600A					60
70A	70A			700A													70
80A	80A			800A	800A							800A		800A			80
90A	90A				900A												90
100A	100A				1000A			100A	100A				1000A	1000A			10
110A	110A																11
125A	125A				1200A									1200A			12
						1400A											14
	150A							150A									15
						1600A								1600A			16
	175A																17
								1800A									18
								2000A								2000A	20

Interrupting Capacity @ 480V		
3VA4/3VA5	3VA6	
MCP/MCS	200K	0
MCP/MCS	MCP/MCS	1
25K		4
35K	35K	5
65K	65K	6
100K	100K	7
	150K	8

(see next page for details)

3VA Molded Case Circuit Breakers

3VA UL Circuit Breakers

Catalog Numbering System

Catalog Numbering Logic (cont.)



(see previous page for details)

Trip Unit Protection Functions											
3VA4/3VA5		L	I	N							
TM230	MCCB	fix	adj								EC
TM210	MCCB	fix	fix								ED
TM240	MCCB	adj	adj								EF
TM230	MCCB	fix	adj	100%							GC
TM210	MCCB	fix	fix	100%							GD
TM240	MCCB	adj	adj	100%							GF
TM110M	MSP		fix								MG
TM120M	MSP		adj								MH
TM120M	MSP		adj								MU
MCS110	MCS		fix								BB
3VA6		L	S	I	G	N	LCD	com.	measurement values		
ETU320 LI	MCCB	adj		adj		0%/50%/100%				HL	
ETU330 LIG	MCCB	adj		adj	adj	0%/50%/100%				HM	
ETU350 LSI	MCCB	adj	adj	fix		0%/50%/100%				HN	
ETU360 LSIG	MCCB	adj	adj	adj	adj	0%/50%/100%				HQ	
ETU550 LSI	MCCB	adj	adj	adj		20/40%...100/160%	yes	yes	standard	JP	
ETU556 LSI(G)	MCCB	adj	adj	adj	alarm	20/40%...100/160%	yes	yes	standard	JT	
ETU560 LSIG	MCCB	adj	adj	adj	adj	20/40%...100/160%	yes	yes	standard	JQ	
ETU820 LI	MCCB	adj		adj		20/40%...100/160%	yes	yes	advanced	KL	
ETU830 LIG	MCCB	adj		adj	adj	20/40%...100/160%	yes	yes	advanced	KM	
ETU850LSI	MCCB	adj	adj	adj		20/40%...100/160%	yes	yes	advanced	KP	
ETU856 LSI(G)	MCCB	adj	adj	adj	alarm	20/40%...100/160%	yes	yes	advanced	KT	
ETU860 LSIG	MCCB	adj	adj	adj	adj	20/40%...100/160%	yes	yes	advanced	KQ	
ETU310M	MCP			adj						MS	
MCS110	MCS			fix						BB	

Number of Poles	
1 pole	1
2 pole	2
3 pole	3
4 pole	4
1-in-2 pole	5
2-in-3 pole	6

Connection Technology	
No wire connector	1
Nut keeper kit, line and load	2
Nut keeper kit, load end only	3
Aluminum wire connector, load end only	4
Wire connector, line end only	5
Wire connector, line and load	6

Regional Specifics (as applicable)	
Standard	0
NAVAL/50C	1
100% Rated (3VA6)	2

Auxiliary Releases	Without	A
---------------------------	---------	---

Auxiliary/Alarm Switches	Without	A0
---------------------------------	---------	----

7
MOLDED CASE
CIRCUIT BREAKERS

3VA Molded Case Circuit Breakers

3VA41 125A Thermal-magnetic Trip Circuit Breakers

Selection

3VA41 125A Frame, 1-Pole Thermal-Magnetic Trip Unit

Cont. Amp Rating	S-Interrupting Class (SEAB)	M-Interrupting Class (MEAB)	H-Interrupting Class (HEAB)
	Catalog Number	Catalog Number	Catalog Number
TM210 FTFM			
15	3VA4195-4ED14-0AA0 ^②	3VA4195-5ED14-0AA0 ^②	3VA4195-6ED14-0AA0 ^②
20	3VA4120-4ED14-0AA0 ^②	3VA4120-5ED14-0AA0 ^②	3VA4120-6ED14-0AA0 ^②
25	3VA4125-4ED14-0AA0 ^②	3VA4125-5ED14-0AA0 ^②	3VA4125-6ED14-0AA0 ^②
30	3VA4130-4ED14-0AA0 ^②	3VA4130-5ED14-0AA0 ^②	3VA4130-6ED14-0AA0 ^②
35	3VA4135-4ED14-0AA0 ^②	3VA4135-5ED14-0AA0 ^②	3VA4135-6ED14-0AA0 ^②
40	3VA4140-4ED14-0AA0 ^②	3VA4140-5ED14-0AA0 ^②	3VA4140-6ED14-0AA0 ^②
45	3VA4145-4ED14-0AA0 ^②	3VA4145-5ED14-0AA0 ^②	3VA4145-6ED14-0AA0 ^②
50	3VA4150-4ED14-0AA0 ^②	3VA4150-5ED14-0AA0 ^②	3VA4150-6ED14-0AA0 ^②
60	3VA4160-4ED14-0AA0	3VA4160-5ED14-0AA0	3VA4160-6ED14-0AA0
70	3VA4170-4ED14-0AA0	3VA4170-5ED14-0AA0	3VA4170-6ED14-0AA0
80	3VA4180-4ED14-0AA0	3VA4180-5ED14-0AA0	3VA4180-6ED14-0AA0
90	3VA4190-4ED14-0AA0	3VA4190-5ED14-0AA0	3VA4190-6ED14-0AA0
100	3VA4110-4ED14-0AA0	3VA4110-5ED14-0AA0	3VA4110-6ED14-0AA0
110	3VA4111-4ED14-0AA0	3VA4111-5ED14-0AA0	3VA4111-6ED14-0AA0
125	3VA4112-4ED14-0AA0	3VA4112-5ED14-0AA0	3VA4112-6ED14-0AA0



3VA41 125A Frame, 1 in 2-Pole Thermal-Magnetic Trip Unit

Cont. Amp Rating	S-Interrupting Class (SEAB)	M-Interrupting Class (MEAB)	H-Interrupting Class (HEAB)
	Catalog Number	Catalog Number	Catalog Number
TM210 FTFM ^①			
15	3VA4195-4ED54-0AA0 ^②	3VA4195-5ED54-0AA0 ^②	3VA4195-6ED54-0AA0 ^②
20	3VA4120-4ED54-0AA0 ^②	3VA4120-5ED54-0AA0 ^②	3VA4120-6ED54-0AA0 ^②
25	3VA4125-4ED54-0AA0 ^②	3VA4125-5ED54-0AA0 ^②	3VA4125-6ED54-0AA0 ^②
30	3VA4130-4ED54-0AA0 ^②	3VA4130-5ED54-0AA0 ^②	3VA4130-6ED54-0AA0 ^②
35	3VA4135-4ED54-0AA0 ^②	3VA4135-5ED54-0AA0 ^②	3VA4135-6ED54-0AA0 ^②
40	3VA4140-4ED54-0AA0 ^②	3VA4140-5ED54-0AA0 ^②	3VA4140-6ED54-0AA0 ^②
45	3VA4145-4ED54-0AA0 ^②	3VA4145-5ED54-0AA0 ^②	3VA4145-6ED54-0AA0 ^②
50	3VA4150-4ED54-0AA0 ^②	3VA4150-5ED54-0AA0 ^②	3VA4150-6ED54-0AA0 ^②
60	3VA4160-4ED54-0AA0	3VA4160-5ED54-0AA0	3VA4160-6ED54-0AA0
70	3VA4170-4ED54-0AA0	3VA4170-5ED54-0AA0	3VA4170-6ED54-0AA0
80	3VA4180-4ED54-0AA0	3VA4180-5ED54-0AA0	3VA4180-6ED54-0AA0
90	3VA4190-4ED54-0AA0	3VA4190-5ED54-0AA0	3VA4190-6ED54-0AA0
100	3VA4110-4ED54-0AA0	3VA4110-5ED54-0AA0	3VA4110-6ED54-0AA0
110	3VA4111-4ED54-0AA0	3VA4111-5ED54-0AA0	3VA4111-6ED54-0AA0
125	3VA4112-4ED54-0AA0	3VA4112-5ED54-0AA0	3VA4112-6ED54-0AA0

3VA41 125A Frame, 2-Pole Thermal-Magnetic Trip Unit

Cont. Amp Rating	S-Interrupting Class (SEAB)	M-Interrupting Class (MEAB)	H-Interrupting Class (HEAB)
	Catalog Number	Catalog Number	Catalog Number
TM210 FTFM			
15	3VA4195-4ED24-0AA0 ^②	3VA4195-5ED24-0AA0 ^②	3VA4195-6ED24-0AA0 ^②
20	3VA4120-4ED24-0AA0 ^②	3VA4120-5ED24-0AA0 ^②	3VA4120-6ED24-0AA0 ^②
25	3VA4125-4ED24-0AA0 ^②	3VA4125-5ED24-0AA0 ^②	3VA4125-6ED24-0AA0 ^②
30	3VA4130-4ED24-0AA0 ^②	3VA4130-5ED24-0AA0 ^②	3VA4130-6ED24-0AA0 ^②
35	3VA4135-4ED24-0AA0 ^②	3VA4135-5ED24-0AA0 ^②	3VA4135-6ED24-0AA0 ^②
40	3VA4140-4ED24-0AA0 ^②	3VA4140-5ED24-0AA0 ^②	3VA4140-6ED24-0AA0 ^②
45	3VA4145-4ED24-0AA0 ^②	3VA4145-5ED24-0AA0 ^②	3VA4145-6ED24-0AA0 ^②
50	3VA4150-4ED24-0AA0 ^②	3VA4150-5ED24-0AA0 ^②	3VA4150-6ED24-0AA0 ^②
60	3VA4160-4ED24-0AA0	3VA4160-5ED24-0AA0	3VA4160-6ED24-0AA0
70	3VA4170-4ED24-0AA0	3VA4170-5ED24-0AA0	3VA4170-6ED24-0AA0
80	3VA4180-4ED24-0AA0	3VA4180-5ED24-0AA0	3VA4180-6ED24-0AA0
90	3VA4190-4ED24-0AA0	3VA4190-5ED24-0AA0	3VA4190-6ED24-0AA0
100	3VA4110-4ED24-0AA0	3VA4110-5ED24-0AA0	3VA4110-6ED24-0AA0
110	3VA4111-4ED24-0AA0	3VA4111-5ED24-0AA0	3VA4111-6ED24-0AA0
125	3VA4112-4ED24-0AA0	3VA4112-5ED24-0AA0	3VA4112-6ED24-0AA0

Ordering Information

The catalog number listed here are for complete, non-interchangeable trip circuit breakers with load lugs installed. 3VA4 breakers up to 40A include 3VA9133-0JB10 lugs. 45A to 125A breakers include 3VA9133-0JB11 lugs.

All 3VA41 thermal-magnetic trip circuit breakers are UL listed for reverse feed applications.

For NAVAL-rated 1, 2 or 3-P thermal-magnetic trip circuit breakers, change the 13th digit of the catalog number to the number "1". (For example, a 35KA @480VAC, 40A, 3-pole, NAVAL rated 3VA41 would be catalog number 3VA4140-5ED31-1AA0) Not available for 1 in 2-pole breakers.

① SWD rated.
② HID rated.

3VA Molded Case Circuit Breakers

3VA41 125A Thermal-magnetic Trip Circuit Breakers

Selection

3VA41 125A Frame, 3-Pole Thermal-Magnetic Trip Unit

Cont. Amp Rating	S-Interrupting Class (SEAB)	M-Interrupting Class (MEAB)	H-Interrupting Class (HEAB)
	Catalog Number	Catalog Number	Catalog Number
TM210 FTFM			
15	3VA4195-4ED34-0AA0 ^{①②}	3VA4195-5ED34-0AA0 ^{①②}	3VA4195-6ED34-0AA0 ^{①②}
20	3VA4120-4ED34-0AA0 ^{①②}	3VA4120-5ED34-0AA0 ^{①②}	3VA4120-6ED34-0AA0 ^{①②}
25	3VA4125-4ED34-0AA0 ^②	3VA4125-5ED34-0AA0 ^②	3VA4125-6ED34-0AA0 ^②
30	3VA4130-4ED34-0AA0 ^②	3VA4130-5ED34-0AA0 ^②	3VA4130-6ED34-0AA0 ^②
35	3VA4135-4ED34-0AA0 ^②	3VA4135-5ED34-0AA0 ^②	3VA4135-6ED34-0AA0 ^②
40	3VA4140-4ED34-0AA0 ^②	3VA4140-5ED34-0AA0 ^②	3VA4140-6ED34-0AA0 ^②
45	3VA4145-4ED34-0AA0 ^②	3VA4145-5ED34-0AA0 ^②	3VA4145-6ED34-0AA0 ^②
50	3VA4150-4ED34-0AA0 ^②	3VA4150-5ED34-0AA0 ^②	3VA4150-6ED34-0AA0 ^②
60	3VA4160-4ED34-0AA0	3VA4160-5ED34-0AA0	3VA4160-6ED34-0AA0
70	3VA4170-4ED34-0AA0	3VA4170-5ED34-0AA0	3VA4170-6ED34-0AA0
80	3VA4180-4ED34-0AA0	3VA4180-5ED34-0AA0	3VA4180-6ED34-0AA0
90	3VA4190-4ED34-0AA0	3VA4190-5ED34-0AA0	3VA4190-6ED34-0AA0
100	3VA4110-4ED34-0AA0	3VA4110-5ED34-0AA0	3VA4110-6ED34-0AA0
110	3VA4111-4ED34-0AA0	3VA4111-5ED34-0AA0	3VA4111-6ED34-0AA0
125	3VA4112-4ED34-0AA0	3VA4112-5ED34-0AA0	3VA4112-6ED34-0AA0



Trip Settings for 3VA41

TM210 - FTFM			
I _n (A)	I _r (A)	I _i (A)	
15	15	300	
20	20	300	
25	25	300	
30	30	300	
35	35	350	
40	40	400	
45	45	450	
50	50	500	
60	60	600	
70	70	700	
80	80	800	
90	90	900	
100	100	1000	
110	110	1100	
125	125	1250	

Interrupting Ratings for 3VA41

Interrupting Class	Breaker Type	Poles	RMS Symmetrical Amperes (kA)									
			Volts AC (50/60 Hz)						Volts DC			
			120	240	277	347	480Y/ 277V	480	600Y/ 347V	125	250	
S	SEAB	1	65		25	14					14	
		2, 3		65				25	25	14		50
M	MEAB	1	85		35	18					25	
		2, 3		85				35	35	18		85
H	HEAB	1	150		65	25					30	
		2, 3		150				65	65	25		100

Dimensions

Breaker	Poles	W in. (mm)	H in. (mm)	D in. (mm)	lbs.	kg
3VA41	1	1 (25.4)	5.1 (129.4)	3.6 (92.2)	0.62	0.28
3VA41	1 in 2	2 (50.8)	5.1 (129.4)	3.6 (92.2)	0.94	0.43
3VA41	2	2 (50.8)	5.1 (129.4)	3.6 (92.2)	1.13	0.51
3VA41	3	3 (76.2)	5.1 (129.4)	3.6 (92.2)	1.64	0.74

Shipping Weight

Connectors for 75C Wire for 3VA41

Type	Min. cable size	Max. cable size	Catalog No. (kit of 3 lugs)
Steel wrap around (Cu cable only), 1 cable lugs	AWG 14	3/0	3VA9133-0JA11
Aluminum body lug small (Cu/Al cable), 1 cable lug	AWG 14	AWG 8	3VA9133-0JB10 ^③
Aluminum body lug (Cu/Al cable), 1 cable lugs	AWG 8	3/0	3VA9133-0JB11 ^④
Aluminum body lug small with control wire tap (Cu/Al cable), 1 cable lug	AWG 14	AWG 8	3VA9133-0JG10 ^③
Aluminum body lug with control wire tap (Cu/Al cable), 1 cable lugs	AWG 8	3/0	3VA9133-0JG11 ^④
Copper body lug small (Cu cable only), 1 cable lugs	AWG 14	AWG 8	3VA9133-0JD10 ^③
Copper body lug (Cu cable only), 1 cable lugs	AWG 8	2/0	3VA9133-0JD11 ^④
Copper body lug small with control wire tap (Cu cable only), 1 cable lugs	AWG 14	AWG 8	3VA9133-0JK10 ^③
Copper body lug with control wire tap (Cu cable only), 1 cable lugs	AWG 8	2/0	3VA9133-0JK11 ^④

3VA4 Accessories

Description	Catalog Number
Padlocking Device for 3VA4 breaker	3VA9038-0LB11

① SWD rated. ③ Use these lugs on 15A to 40A breakers.
 ② HID rated. ④ Use these lugs on 45A to 125A breakers.

Internal accessories configuration

Slot No.:	3VA4/3VA5 125 A 1 in 2-pole / 2-pole			3VA4 125 A 3-pole		
	23	22	21	23	22	21
Auxiliary switch	Type			Type		
	AUX_HQ			AUX_HQ		
Auxiliary switch	AUX_HQ_el			AUX_HQ_el		
	AUX_HP			AUX_HP		
Leading changeover switch	LCS_HQ			LCS_HQ		
	LCS_HQ_el			LCS_HQ_el		
	LCS_HP			LCS_HP		
Alarm switch	Type			Type		
	TAS_HQ			TAS_HQ		
Trip alarm switch	TAS_HQ_el			TAS_HQ_el		
	TAS_HP			TAS_HP		
Short circuit alarm switch	SAS_HQ			SAS_HQ		
	SAS_HQ_el			SAS_HQ_el		
Auxiliary release	Type			Type		
	STF			STF		
Shunt trip left	STL			STL		
	STL_el			STL_el		
Residual current release	RCR			RCR		
Undervoltage release	UVR			UVR		
Universal release	UNI			UNI		
Other						
Cylinder lock (type Ronis)						

7 MOLDED CASE CIRCUIT BREAKERS

3VA Molded Case Circuit Breakers

3VA51 125A Thermal-magnetic Trip Circuit Breakers

Selection

3VA51 125A Frame, 1-Pole Thermal-Magnetic Trip Unit

Cont. Amp Rating	S-Interrupting Class (SEAS)	M-Interrupting Class (MEAS)	H-Interrupting Class (HEAS)
	Catalog Number	Catalog Number	Catalog Number
TM210 FTFM			
15	3VA5195-4ED11-0AA0	3VA5195-5ED11-0AA0	3VA5195-6ED11-0AA0
20	3VA5120-4ED11-0AA0	3VA5120-5ED11-0AA0	3VA5120-6ED11-0AA0
25	3VA5125-4ED11-0AA0	3VA5125-5ED11-0AA0	3VA5125-6ED11-0AA0
30	3VA5130-4ED11-0AA0	3VA5130-5ED11-0AA0	3VA5130-6ED11-0AA0
35	3VA5135-4ED11-0AA0	3VA5135-5ED11-0AA0	3VA5135-6ED11-0AA0
40	3VA5140-4ED11-0AA0	3VA5140-5ED11-0AA0	3VA5140-6ED11-0AA0
45	3VA5145-4ED11-0AA0	3VA5145-5ED11-0AA0	3VA5145-6ED11-0AA0
50	3VA5150-4ED11-0AA0	3VA5150-5ED11-0AA0	3VA5150-6ED11-0AA0
60	3VA5160-4ED11-0AA0	3VA5160-5ED11-0AA0	3VA5160-6ED11-0AA0
70	3VA5170-4ED11-0AA0	3VA5170-5ED11-0AA0	3VA5170-6ED11-0AA0
80	3VA5180-4ED11-0AA0	3VA5180-5ED11-0AA0	3VA5180-6ED11-0AA0
90	3VA5190-4ED11-0AA0	3VA5190-5ED11-0AA0	3VA5190-6ED11-0AA0
100	3VA5110-4ED11-0AA0	3VA5110-5ED11-0AA0	3VA5110-6ED11-0AA0
110	3VA5111-4ED11-0AA0	3VA5111-5ED11-0AA0	3VA5111-6ED11-0AA0
125	3VA5112-4ED11-0AA0	3VA5112-5ED11-0AA0	3VA5112-6ED11-0AA0



3VA51 125A Frame, 1 in 2-Pole Thermal-Magnetic Trip Unit

Cont. Amp Rating	S-Interrupting Class (SEAS)	M-Interrupting Class (MEAS)	H-Interrupting Class (HEAS)
	Catalog Number	Catalog Number	Catalog Number
TM210 FTFM			
15	3VA5195-4ED56-0AA0	3VA5195-5ED56-0AA0	3VA5195-6ED56-0AA0
20	3VA5120-4ED56-0AA0	3VA5120-5ED56-0AA0	3VA5120-6ED56-0AA0
25	3VA5125-4ED56-0AA0	3VA5125-5ED56-0AA0	3VA5125-6ED56-0AA0
30	3VA5130-4ED56-0AA0	3VA5130-5ED56-0AA0	3VA5130-6ED56-0AA0
35	3VA5135-4ED56-0AA0	3VA5135-5ED56-0AA0	3VA5135-6ED56-0AA0
40	3VA5140-4ED56-0AA0	3VA5140-5ED56-0AA0	3VA5140-6ED56-0AA0
45	3VA5145-4ED56-0AA0	3VA5145-5ED56-0AA0	3VA5145-6ED56-0AA0
50	3VA5150-4ED56-0AA0	3VA5150-5ED56-0AA0	3VA5150-6ED56-0AA0
60	3VA5160-4ED56-0AA0	3VA5160-5ED56-0AA0	3VA5160-6ED56-0AA0
70	3VA5170-4ED56-0AA0	3VA5170-5ED56-0AA0	3VA5170-6ED56-0AA0
80	3VA5180-4ED56-0AA0	3VA5180-5ED56-0AA0	3VA5180-6ED56-0AA0
90	3VA5190-4ED56-0AA0	3VA5190-5ED56-0AA0	3VA5190-6ED56-0AA0
100	3VA5110-4ED56-0AA0	3VA5110-5ED56-0AA0	3VA5110-6ED56-0AA0
110	3VA5111-4ED56-0AA0	3VA5111-5ED56-0AA0	3VA5111-6ED56-0AA0
125	3VA5112-4ED56-0AA0	3VA5112-5ED56-0AA0	3VA5112-6ED56-0AA0



3VA51 125A Frame, 2-Pole Thermal-Magnetic Trip Unit

Cont. Amp Rating	S-Interrupting Class (SEAS)	M-Interrupting Class (MEAS)	H-Interrupting Class (HEAS)
	Catalog Number	Catalog Number	Catalog Number
TM210 FTFM[Ⓢ]			
15	3VA5195-4ED21-0AA0	3VA5195-5ED21-0AA0	3VA5195-6ED21-0AA0
20	3VA5120-4ED21-0AA0	3VA5120-5ED21-0AA0	3VA5120-6ED21-0AA0
25	3VA5125-4ED21-0AA0	3VA5125-5ED21-0AA0	3VA5125-6ED21-0AA0
30	3VA5130-4ED21-0AA0	3VA5130-5ED21-0AA0	3VA5130-6ED21-0AA0
35	3VA5135-4ED21-0AA0	3VA5135-5ED21-0AA0	3VA5135-6ED21-0AA0
40	3VA5140-4ED21-0AA0	3VA5140-5ED21-0AA0	3VA5140-6ED21-0AA0
45	3VA5145-4ED21-0AA0	3VA5145-5ED21-0AA0	3VA5145-6ED21-0AA0
50	3VA5150-4ED21-0AA0	3VA5150-5ED21-0AA0	3VA5150-6ED21-0AA0
60	3VA5160-4ED21-0AA0	3VA5160-5ED21-0AA0	3VA5160-6ED21-0AA0
70	3VA5170-4ED21-0AA0	3VA5170-5ED21-0AA0	3VA5170-6ED21-0AA0
80	3VA5180-4ED21-0AA0	3VA5180-5ED21-0AA0	3VA5180-6ED21-0AA0
90	3VA5190-4ED21-0AA0	3VA5190-5ED21-0AA0	3VA5190-6ED21-0AA0
100	3VA5110-4ED21-0AA0	3VA5110-5ED21-0AA0	3VA5110-6ED21-0AA0
110	3VA5111-4ED21-0AA0	3VA5111-5ED21-0AA0	3VA5111-6ED21-0AA0
125	3VA5112-4ED21-0AA0	3VA5112-5ED21-0AA0	3VA5112-6ED21-0AA0

3VA51 Dimensions

Poles	Dimensions inches (mm)			Shipping Weight	
	W	H	D	lbs.	kg
1	1 (25.4)	5.5 (140)	3 (76.5)	0.84	0.38
2	2 (50.8)	5.5 (140)	3 (76.5)	1.37	0.62
3	3 (76.2)	5.5 (140)	3 (76.5)	1.73	0.78
4	4 (101.6)	5.5 (140)	3 (76.5)	2.09	0.95

Ⓢ Available with NAVAL/50C ratings.

Ⓢ Applies to 3VA51 3-Pole

3VA Molded Case Circuit Breakers

3VA51 125A Thermal-magnetic Trip Circuit Breakers

Selection

Ordering Information

The catalog numbers listed here are for complete, non-interchangeable trip circuit breakers without lugs.

For factory installed nut keepers (3VA91330QA00), change the 12th digit of the catalog number to "2". (For example, a 35KA @480VAC, 40A, 3-pole, 3VA51 with nut keepers would be catalog number 3VA5140-5ED3**2**-0AA0).

For factory installed standard line and load lugs, change the 12th digit to "6" (standard lugs are identified in the lug table and footnotes in this section of the SpeedFax). (For example, a 35KA @480VAC, 40A, 3-pole, 3VA51 with lugs would be catalog number 3VA5140-5ED3**6**-0AA0). Alternate connectors can be ordered separately for field installation.

For NAVAL-rated thermal-magnetic trip circuit breakers, change the 13th digit of the catalog number to the number "1". (For example, a 35KA @480VAC, 40A, 3-pole, NAVAL rated 3VA51 would be catalog number 3VA5140-5ED3**1**AA0)

All 3VA51 thermal-magnetic trip circuit breakers are UL listed for reverse feed applications.



7 MOLDED CASE CIRCUIT BREAKERS

3VA51 125A Frame, 3-Pole Thermal-Magnetic Trip Unit

Cont. Ampere Rating	S-Interrupting Class (SEAS)	M-Interrupting Class (MEAS)	H-Interrupting Class (HEAS)
	Catalog Number	Catalog Number	Catalog Number
TM210 FTFM[Ⓞ]			
15	3VA5195-4ED31-0AA0	3VA5195-5ED31-0AA0	3VA5195-6ED31-0AA0
20	3VA5120-4ED31-0AA0	3VA5120-5ED31-0AA0	3VA5120-6ED31-0AA0
25	3VA5125-4ED31-0AA0	3VA5125-5ED31-0AA0	3VA5125-6ED31-0AA0
30	3VA5130-4ED31-0AA0	3VA5130-5ED31-0AA0	3VA5130-6ED31-0AA0
35	3VA5135-4ED31-0AA0	3VA5135-5ED31-0AA0	3VA5135-6ED31-0AA0
40	3VA5140-4ED31-0AA0	3VA5140-5ED31-0AA0	3VA5140-6ED31-0AA0
45	3VA5145-4ED31-0AA0	3VA5145-5ED31-0AA0	3VA5145-6ED31-0AA0
50	3VA5150-4ED31-0AA0	3VA5150-5ED31-0AA0	3VA5150-6ED31-0AA0
60	3VA5160-4ED31-0AA0	3VA5160-5ED31-0AA0	3VA5160-6ED31-0AA0
70	3VA5170-4ED31-0AA0	3VA5170-5ED31-0AA0	3VA5170-6ED31-0AA0
80	3VA5180-4ED31-0AA0	3VA5180-5ED31-0AA0	3VA5180-6ED31-0AA0
90	3VA5190-4ED31-0AA0	3VA5190-5ED31-0AA0	3VA5190-6ED31-0AA0
100	3VA5110-4ED31-0AA0	3VA5110-5ED31-0AA0	3VA5110-6ED31-0AA0
110	3VA5111-4ED31-0AA0	3VA5111-5ED31-0AA0	3VA5111-6ED31-0AA0
125	3VA5112-4ED31-0AA0	3VA5112-5ED31-0AA0	3VA5112-6ED31-0AA0
TM230 FTAM[Ⓞ]			
15	3VA5195-4EC31-0AA0	3VA5195-6EC31-0AA0	3VA5195-6EC31-0AA0
20	3VA5120-4EC31-0AA0	3VA5120-5EC31-0AA0	3VA5120-6EC31-0AA0
25	3VA5125-4EC31-0AA0	3VA5125-5EC31-0AA0	3VA5125-6EC31-0AA0
30	3VA5130-4EC31-0AA0	3VA5130-5EC31-0AA0	3VA5130-6EC31-0AA0
35	3VA5135-4EC31-0AA0	3VA5135-5EC31-0AA0	3VA5135-6EC31-0AA0
40	3VA5140-4EC31-0AA0	3VA5140-5EC31-0AA0	3VA5140-6EC31-0AA0
45	3VA5145-4EC31-0AA0	3VA5145-5EC31-0AA0	3VA5145-6EC31-0AA0
50	3VA5150-4EC31-0AA0	3VA5150-5EC31-0AA0	3VA5150-6EC31-0AA0
60	3VA5160-4EC31-0AA0	3VA5160-5EC31-0AA0	3VA5160-6EC31-0AA0
70	3VA5170-4EC31-0AA0	3VA5170-5EC31-0AA0	3VA5170-6EC31-0AA0
80	3VA5180-4EC31-0AA0	3VA5180-5EC31-0AA0	3VA5180-6EC31-0AA0
90	3VA5190-4EC31-0AA0	3VA5190-5EC31-0AA0	3VA5190-6EC31-0AA0
100	3VA5110-4EC31-0AA0	3VA5110-5EC31-0AA0	3VA5110-6EC31-0AA0
110	3VA5111-4EC31-0AA0	3VA5111-5EC31-0AA0	3VA5111-6EC31-0AA0
125	3VA5112-4EC31-0AA0	3VA5112-5EC31-0AA0	3VA5112-6EC31-0AA0
TM240 ATAM			
15	3VA5195-4EF31-0AA0	3VA5195-5EF31-0AA0	3VA5195-6EF31-0AA0
20	3VA5120-4EF31-0AA0	3VA5120-5EF31-0AA0	3VA5120-6EF31-0AA0
30	3VA5130-4EF31-0AA0	3VA5130-5EF31-0AA0	3VA5130-6EF31-0AA0
40	3VA5140-4EF31-0AA0	3VA5140-5EF31-0AA0	3VA5140-6EF31-0AA0
50	3VA5150-4EF31-0AA0	3VA5150-5EF31-0AA0	3VA5150-6EF31-0AA0
60	3VA5160-4EF31-0AA0	3VA5160-5EF31-0AA0	3VA5160-6EF31-0AA0
70	3VA5170-4EF31-0AA0	3VA5170-5EF31-0AA0	3VA5170-6EF31-0AA0
80	3VA5180-4EF31-0AA0	3VA5180-5EF31-0AA0	3VA5180-6EF31-0AA0
100	3VA5110-4EF31-0AA0	3VA5110-5EF31-0AA0	3VA5110-6EF31-0AA0

Interrupting Ratings for 3VA51

Interrupting Class	Breaker Type	Poles	RMS Symmetrical Amperes (kA)											
			Volts AC (50/60 Hz)								Volts DC			
			120	240	277	347	480Y/277V	480	600Y/347V	125	250	500 [Ⓞ]	600 [Ⓞ]	
S	SEAS	1	65		25	14				14				
		2, 3, 4		65			25	25	14	14	50	50	50	
M	MEAS	1	85		35	18				25				
		2, 3, 4		85			35	35	18	25	85	85	85	
H	HEAS	1	150		50	18				30				
	HEAS	1 in 2	150		65	25				30				
	HEAS	2, 3, 4		150			65	65	25	30	100	100	100	

[Ⓞ] Available with NAVAL/50C ratings.

Enclosures (3-pole only)

Nema Type	Catalog Number
1 surface	3VAE125N1S
1 flush	3VAE125N1F
3R	3VAE125N3R
12	3VAE125N12
4X (304)	3VAE125N4X
4X (316)	3VAE125N4X316
Neutral	N125X

3VA Molded Case Circuit Breakers

3VA51 125A Thermal-magnetic Trip Circuit Breakers

Selection

3VA51 125A Frame, 4-Pole Thermal-Magnetic Trip Unit



3VA51 125A 4-Pole

Cont. Ampere Rating	S-Interrupting Class (SEAS)	M-Interrupting Class (MEAS)	H-Interrupting Class (HEAS)
	Catalog Number	Catalog Number	Catalog Number

TM210 FTFM Unprotected Neutral

15	3VA5195-4ED41-0AA0	3VA5195-5ED41-0AA0	3VA5195-6ED41-0AA0
20	3VA5120-4ED41-0AA0	3VA5120-5ED41-0AA0	3VA5120-6ED41-0AA0
25	3VA5125-4ED41-0AA0	3VA5125-5ED41-0AA0	3VA5125-6ED41-0AA0
30	3VA5130-4ED41-0AA0	3VA5130-5ED41-0AA0	3VA5130-6ED41-0AA0
35	3VA5135-4ED41-0AA0	3VA5135-5ED41-0AA0	3VA5135-6ED41-0AA0
40	3VA5140-4ED41-0AA0	3VA5140-5ED41-0AA0	3VA5140-6ED41-0AA0
45	3VA5145-4ED41-0AA0	3VA5145-5ED41-0AA0	3VA5145-6ED41-0AA0
50	3VA5150-4ED41-0AA0	3VA5150-5ED41-0AA0	3VA5150-6ED41-0AA0
60	3VA5160-4ED41-0AA0	3VA5160-5ED41-0AA0	3VA5160-6ED41-0AA0
70	3VA5170-4ED41-0AA0	3VA5170-5ED41-0AA0	3VA5170-6ED41-0AA0
80	3VA5180-4ED41-0AA0	3VA5180-5ED41-0AA0	3VA5180-6ED41-0AA0
90	3VA5190-4ED41-0AA0	3VA5190-5ED41-0AA0	3VA5190-6ED41-0AA0
100	3VA5110-4ED41-0AA0	3VA5110-5ED41-0AA0	3VA5110-6ED41-0AA0
110	3VA5111-4ED41-0AA0	3VA5111-5ED41-0AA0	3VA5111-6ED41-0AA0
125	3VA5112-4ED41-0AA0	3VA5112-5ED41-0AA0	3VA5112-6ED41-0AA0

TM210 FTFM 100% Neutral

90	3VA5190-4GD41-0AA0	3VA5190-5GD41-0AA0	3VA5190-6GD41-0AA0
100	3VA5110-4GD41-0AA0	3VA5110-5GD41-0AA0	3VA5110-6GD41-0AA0
110	3VA5111-4GD41-0AA0	3VA5111-5GD41-0AA0	3VA5111-6GD41-0AA0
125	3VA5112-4GD41-0AA0	3VA5112-5GD41-0AA0	3VA5112-6GD41-0AA0

TM230 FTAM Unprotected Neutral

15	3VA5195-4EC41-0AA0	3VA5195-5EC41-0AA0	3VA5195-6EC41-0AA0
20	3VA5120-4EC41-0AA0	3VA5120-5EC41-0AA0	3VA5120-6EC41-0AA0
25	3VA5125-4EC41-0AA0	3VA5125-5EC41-0AA0	3VA5125-6EC41-0AA0
30	3VA5130-4EC41-0AA0	3VA5130-5EC41-0AA0	3VA5130-6EC41-0AA0
35	3VA5135-4EC41-0AA0	3VA5135-5EC41-0AA0	3VA5135-6EC41-0AA0
40	3VA5140-4EC41-0AA0	3VA5140-5EC41-0AA0	3VA5140-6EC41-0AA0
45	3VA5145-4EC41-0AA0	3VA5145-5EC41-0AA0	3VA5145-6EC41-0AA0
50	3VA5150-4EC41-0AA0	3VA5150-5EC41-0AA0	3VA5150-6EC41-0AA0
60	3VA5160-4EC41-0AA0	3VA5160-5EC41-0AA0	3VA5160-6EC41-0AA0
70	3VA5170-4EC41-0AA0	3VA5170-5EC41-0AA0	3VA5170-6EC41-0AA0
80	3VA5180-4EC41-0AA0	3VA5180-5EC41-0AA0	3VA5180-6EC41-0AA0
90	3VA5190-4EC41-0AA0	3VA5190-5EC41-0AA0	3VA5190-6EC41-0AA0
100	3VA5110-4EC41-0AA0	3VA5110-5EC41-0AA0	3VA5110-6EC41-0AA0
110	3VA5111-4EC41-0AA0	3VA5111-5EC41-0AA0	3VA5111-6EC41-0AA0
125	3VA5112-4EC41-0AA0	3VA5112-5EC41-0AA0	3VA5112-6EC41-0AA0

TM230 FTFM 100% Neutral

90	3VA5190-4GC41-0AA0	3VA5190-5GC41-0AA0	3VA5190-6GC41-0AA0
100	3VA5110-4GC41-0AA0	3VA5110-5GC41-0AA0	3VA5110-6GC41-0AA0
110	3VA5111-4GC41-0AA0	3VA5111-5GC41-0AA0	3VA5111-6GC41-0AA0
125	3VA5112-4GC41-0AA0	3VA5112-5GC41-0AA0	3VA5112-6GC41-0AA0

TM240 ATAM Unprotected Neutral

15	3VA5195-4EF41-0AA0	3VA5195-5EF41-0AA0	3VA5195-6EF41-0AA0
20	3VA5120-4EF41-0AA0	3VA5120-5EF41-0AA0	3VA5120-6EF41-0AA0
30	3VA5130-4EF41-0AA0	3VA5130-5EF41-0AA0	3VA5130-6EF41-0AA0
40	3VA5140-4EF41-0AA0	3VA5140-5EF41-0AA0	3VA5140-6EF41-0AA0
50	3VA5150-4EF41-0AA0	3VA5150-5EF41-0AA0	3VA5150-6EF41-0AA0
60	3VA5160-4EF41-0AA0	3VA5160-5EF41-0AA0	3VA5160-6EF41-0AA0
70	3VA5170-4EF41-0AA0	3VA5170-5EF41-0AA0	3VA5170-6EF41-0AA0
80	3VA5180-4EF41-0AA0	3VA5180-5EF41-0AA0	3VA5180-6EF41-0AA0
100	3VA5110-4EF41-0AA0	3VA5110-5EF41-0AA0	3VA5110-6EF41-0AA0

TM240 ATAM 100% Neutral

100	3VA5110-4GF41-0AA0	3VA5110-5GF41-0AA0	3VA5110-6GF41-0AA0
-----	--------------------	--------------------	--------------------

3VA Molded Case Circuit Breakers

3VA51 125A Thermal-magnetic Trip Circuit Breakers

Technical information

Trip Settings for 3VA51

TM210 - FTFM			TM230 - FTAM							TM240 - ATAM												
I _n (A)	I _r (A)	I _i (A)	I _n (A)		I _i (A)							I _n (A)		I _r (A)		I _i (A)						
15	15	300	15	15	150	180	210	240	270	300	15	14	12	150	180	210	240	270	300			
20	20	300	20	20	150	180	210	240	270	300	20	18	16	150	180	210	240	270	300			
25	25	300	25	25	150	180	210	240	270	300	25	27	24	150	180	210	240	270	300			
30	30	300	30	30	150	180	210	240	270	300	30	36	32	200	240	280	320	360	400			
35	35	350	35	35	175	210	245	280	315	350	40	45	40	250	300	350	400	450	500			
40	40	400	40	40	200	240	280	320	360	400	60	54	48	300	360	420	480	540	600			
45	45	450	45	45	225	270	315	360	405	450	70	63	56	350	420	490	560	630	700			
50	50	500	50	50	250	300	350	400	450	500	80	72	64	400	480	560	640	720	800			
60	60	600	60	60	300	360	420	480	540	600	90	90	90	450	540	630	720	810	900			
70	70	700	70	70	350	420	490	560	630	700	100	100	100	500	600	700	800	900	1000			
80	80	800	80	80	400	480	560	640	720	800	110	110	110	550	660	770	880	990	1100			
90	90	900	90	90	450	540	630	720	810	900	125	125	125	625	750	875	1000	1125	1250			
100	100	1000	100	100	500	600	700	800	900	1000												
110	110	1100	110	110	550	660	770	880	990	1100												
125	125	1250	125	125	625	750	875	1000	1125	1250												

Connectors for 75C Wire for 3VA51

Type	Min. cable size	Max. cable size	Catalog No. (kit of 3 lugs)	Catalog No. (kit of 4 lugs)
Steel wrap around (Cu cable only), 1 cable lugs	AWG 14	3/0	3VA9133-0JA11	3VA9134-0JA11
Aluminum body lug small (Cu/Al cable), 1 cable lug ^{①②}	AWG 14	AWG 8	3VA9133-0JB10	3VA9134-0JB10
Aluminum body lug (Cu/Al cable), 1 cable lugs ^{②③}	AWG 8	3/0	3VA9133-0JB11	3VA9134-0JB11
Aluminum body lug small with control wire tap (Cu/Al cable), 1 cable lug ^①	AWG 14	AWG 8	3VA9133-0JG10	3VA9134-0JG10
Aluminum body lug with control wire tap (Cu/Al cable), 1 cable lugs ^②	AWG 8	3/0	3VA9133-0JG11	3VA9134-0JG11
Aluminum body lug large (Cu/Al cable), 1 cable lugs with 1 extended terminal cover	AWG 4	300 kcmil	3VA9133-0JJ12	3VA9134-0JJ12
Aluminum body lug large with control wire tap (Cu/Al cable), 1 cable lug and 1 extended terminal cover	AWG 4	300 kcmil	3VA9133-0JC12	
Distribution lug, 6 cables (Cu/Al cable), 1 cable lugs with 1 extended terminal cover	AWG 14	AWG 2	3VA9133-0JF60	3VA9134-0JF60
Copper body lug small (Cu cable only), 1 cable lugs ^①	AWG 14	AWG 8	3VA9133-0JD10	3VA9134-0JD10
Copper body lug (Cu cable only), 1 cable lugs ^②	AWG 8	2/0	3VA9133-0JD11	3VA9134-0JD11
Copper body lug small with control wire tap (Cu cable only), 1 cable lugs ^①	AWG 14	AWG 8	3VA9133-0JK10	3VA9134-0JK10
Copper body lug with control wire tap (Cu cable only), 1 cable lugs ^②	AWG 8	2/0	3VA9133-0JK11	3VA9134-0JK11

Internal accessories configuration		3VA4/3VA5 125 A 1 in 2-pole /2-pole	3VA5 125 A 3 & 4-pole
		Slot No.: 23 22 21 125 A	Slot No.: 23 22 21 11 12 13 125 A
Auxiliary switch	Type		
Auxiliary switch	AUX_HQ	x x x	x x x x x x x
	AUX_HQ_el	x x x	x x x x x x x
	AUX_HP	x	x x
Leading changeover switch	LCS_HQ		x
	LCS_HQ_el		x
	LCS_HP		x
Alarm switch	Type		
Trip alarm switch	TAS_HQ	x x	x x x x
	TAS_HQ_el	x x	x x x x
	TAS_HP	x	x
Short circuit alarm switch	SAS_HQ		
	SAS_HQ_el		
Auxiliary release	Type		
Shunt trip flexible	STF	x	x
Shunt trip left	STL	x	x
	STL_el		
Residual current release	RCR		
Undervoltage release	UVR	x	x
Universal release	UNI	x	x
Other			
Cylinder lock (type Ronis)			x

7 MOLDED CASE CIRCUIT BREAKERS

① Use these lugs on 15A to 40A breakers.
 ② Use these lugs on 45A to 125A breakers.

③ Standard lug installed at the factory when breaker ordered with a "6" in the 12th position.

3VA Molded Case Circuit Breakers

3VA61 150A Electronic Trip Circuit Breakers

Selection



**3VA61
150A 3-Pole**

Ordering Information

The numbers listed here are for complete, non-interchangeable trip circuit breakers without lugs. For factory installed nut keepers (3VA92430QA00), change the 12th digit of the catalog number to "2" (required to install a breaker in a panelboard or switchboard that has a provision). (For example, a 35KA @480VAC, 40A, 3-pole, 3VA61 with nut keepers is catalog number 3VA6140-5HL3**2**-0AA0).

For factory installed standard line and load lugs, change the 12th digit to "6" (standard lugs are identified in the lug table and footnotes in this section of the SpeedFax). (For example, a 35KA @480VAC, 40A, 3-pole, 3VA61 with lugs is catalog number 3VA6140-5HL3**6**-0AA0). Alternate connectors can be ordered separately for field installation.

All 3VA61 electronic trip circuit breakers are available with 100% ratings. To order, change the 13th digit of the catalog number to the number "2". (For example, a 35KA @480VAC, 40A, 3-pole, 100% rated 3VA61 is catalog number 3VA6140-5HL31-**2**AA0). Requires the use of rated lugs — see lug table below.

Note: 100% option not available for E-interrupting class breakers.

All 3VA6 circuit breakers are certified to UL 489 Supplement SB, are marked "Naval", and are suitable for use at 50C. They are UL listed for reverse feed applications.


3VA61 150A Frame 3-Pole Electronic Trip Unit

Continuous Ampere	M-Interrupting Class (MDAE)	H-Interrupting Class (HDAE)	C-Interrupting Class (CDAE)	L-Interrupting Class (LDAE)	E-Interrupting Class (EAE)
	Catalog Number	Catalog Number	Catalog Number	Catalog Number	Catalog Number
ETU320 LI with dials					
40	3VA6140-5HL31-0AA0	3VA6140-6HL31-0AA0	3VA6140-7HL31-0AA0	3VA6140-8HL31-0AA0	—
60	—	—	—	—	3VA6160-0HL31-0AA0
100	3VA6110-5HL31-0AA0	3VA6110-6HL31-0AA0	3VA6110-7HL31-0AA0	3VA6110-8HL31-0AA0	3VA6110-0HL31-0AA0
150	3VA6115-5HL31-0AA0	3VA6115-6HL31-0AA0	3VA6115-7HL31-0AA0	3VA6115-8HL31-0AA0	3VA6115-0HL31-0AA0
ETU330 LIG with dials					
40	3VA6140-5HM31-0AA0	3VA6140-6HM31-0AA0	3VA6140-7HM31-0AA0	3VA6140-8HM31-0AA0	—
60	—	—	—	—	3VA6160-0HM31-0AA0
100	3VA6110-5HM31-0AA0	3VA6110-6HM31-0AA0	3VA6110-7HM31-0AA0	3VA6110-8HM31-0AA0	3VA6110-0HM31-0AA0
150	3VA6115-5HM31-0AA0	3VA6115-6HM31-0AA0	3VA6115-7HM31-0AA0	3VA6115-8HM31-0AA0	3VA6115-0HM31-0AA0
ETU350 LSI with dials					
40	3VA6140-5HN31-0AA0	3VA6140-6HN31-0AA0	3VA6140-7HN31-0AA0	3VA6140-8HN31-0AA0	—
60	—	—	—	—	3VA6160-0HN31-0AA0
100	3VA6110-5HN31-0AA0	3VA6110-6HN31-0AA0	3VA6110-7HN31-0AA0	3VA6110-8HN31-0AA0	3VA6110-0HN31-0AA0
150	3VA6115-5HN31-0AA0	3VA6115-6HN31-0AA0	3VA6115-7HN31-0AA0	3VA6115-8HN31-0AA0	3VA6115-0HN31-0AA0
ETU550 LSI with LCD					
40	3VA6140-5JP31-0AA0	3VA6140-6JP31-0AA0	3VA6140-7JP31-0AA0	3VA6140-8JP31-0AA0	—
100	3VA6110-5JP31-0AA0	3VA6110-6JP31-0AA0	3VA6110-7JP31-0AA0	3VA6110-8JP31-0AA0	—
150	3VA6115-5JP31-0AA0	3VA6115-6JP31-0AA0	3VA6115-7JP31-0AA0	3VA6115-8JP31-0AA0	—
ETU556 LSI(G Alarm) with LCD					
40	3VA6140-5JT31-0AA0	3VA6140-6JT31-0AA0	3VA6140-7JT31-0AA0	3VA6140-8JT31-0AA0	—
100	3VA6110-5JT31-0AA0	3VA6110-6JT31-0AA0	3VA6110-7JT31-0AA0	3VA6110-8JT31-0AA0	—
150	3VA6115-5JT31-0AA0	3VA6115-6JT31-0AA0	3VA6115-7JT31-0AA0	3VA6115-8JT31-0AA0	—
ETU560 LSI(G) with LCD					
40	3VA6140-5JQ31-0AA0	3VA6140-6JQ31-0AA0	3VA6140-7JQ31-0AA0	3VA6140-8JQ31-0AA0	—
100	3VA6110-5JQ31-0AA0	3VA6110-6JQ31-0AA0	3VA6110-7JQ31-0AA0	3VA6110-8JQ31-0AA0	—
150	3VA6115-5JQ31-0AA0	3VA6115-6JQ31-0AA0	3VA6115-7JQ31-0AA0	3VA6115-8JQ31-0AA0	—
ETU820 LI LCD with Metering					
40	3VA6140-5KL31-0AA0	3VA6140-6KL31-0AA0	3VA6140-7KL31-0AA0	3VA6140-8KL31-0AA0	—
100	3VA6110-5KL31-0AA0	3VA6110-6KL31-0AA0	3VA6110-7KL31-0AA0	3VA6110-8KL31-0AA0	—
150	3VA6115-5KL31-0AA0	3VA6115-6KL31-0AA0	3VA6115-7KL31-0AA0	3VA6115-8KL31-0AA0	—
ETU830 LIG with LCD and Metering					
40	3VA6140-5KM31-0AA0	3VA6140-6KM31-0AA0	3VA6140-7KM31-0AA0	3VA6140-8KM31-0AA0	—
100	3VA6110-5KM31-0AA0	3VA6110-6KM31-0AA0	3VA6110-7KM31-0AA0	3VA6110-8KM31-0AA0	—
150	3VA6115-5KM31-0AA0	3VA6115-6KM31-0AA0	3VA6115-7KM31-0AA0	3VA6115-8KM31-0AA0	—
ETU850 LSI with LCD and Metering					
40	3VA6140-5KP31-0AA0	3VA6140-6KP31-0AA0	3VA6140-7KP31-0AA0	3VA6140-8KP31-0AA0	—
100	3VA6110-5KP31-0AA0	3VA6110-6KP31-0AA0	3VA6110-7KP31-0AA0	3VA6110-8KP31-0AA0	—
150	3VA6115-5KP31-0AA0	3VA6115-6KP31-0AA0	3VA6115-7KP31-0AA0	3VA6115-8KP31-0AA0	—
ETU856 LSI(G Alarm) with LCD and Metering					
40	3VA6140-5KT31-0AA0	3VA6140-6KT31-0AA0	3VA6140-7KT31-0AA0	3VA6140-8KT31-0AA0	—
60	—	—	—	—	3VA6160-0KT31-0AA0
100	3VA6110-5KT31-0AA0	3VA6110-6KT31-0AA0	3VA6110-7KT31-0AA0	3VA6110-8KT31-0AA0	3VA6110-0KT31-0AA0
150	3VA6115-5KT31-0AA0	3VA6115-6KT31-0AA0	3VA6115-7KT31-0AA0	3VA6115-8KT31-0AA0	3VA6115-0KT31-0AA0
ETU860 LSI(G) with LCD and Metering					
40	3VA6140-5KQ31-0AA0	3VA6140-6KQ31-0AA0	3VA6140-7KQ31-0AA0	3VA6140-8KQ31-0AA0	—
60	—	—	—	—	3VA6160-0KQ31-0AA0
100	3VA6110-5KQ31-0AA0	3VA6110-6KQ31-0AA0	3VA6110-7KQ31-0AA0	3VA6110-8KQ31-0AA0	3VA6110-0KQ31-0AA0
150	3VA6115-5KQ31-0AA0	3VA6115-6KQ31-0AA0	3VA6115-7KQ31-0AA0	3VA6115-8KQ31-0AA0	3VA6115-0KQ31-0AA0

3VA Molded Case Circuit Breakers

3VA61 150A Electronic Trip Circuit Breakers

Selection



3VA61
150A 4-Pole

3VA61 150A Frame 4-Pole Electronic Trip Unit

Continuous Ampere	M-Interrupting Class (MDAE) Catalog Number	H-Interrupting Class (HDAE) Catalog Number	C-Interrupting Class (CDAE) Catalog Number	L-Interrupting Class (LDAE) Catalog Number	E-Interrupting Class (EAE) Catalog Number
ETU320 LI with dials					
40	3VA6140-5HL41-0AA0	3VA6140-6HL41-0AA0	3VA6140-7HL41-0AA0	3VA6140-8HL41-0AA0	—
60	—	—	—	—	3VA6160-0HL41-0AA0
100	3VA6110-5HL41-0AA0	3VA6110-6HL41-0AA0	3VA6110-7HL41-0AA0	3VA6110-8HL41-0AA0	3VA6110-0HL41-0AA0
150	3VA6115-5HL41-0AA0	3VA6115-6HL41-0AA0	3VA6115-7HL41-0AA0	3VA6115-8HL41-0AA0	3VA6115-0HL41-0AA0
ETU330 LIG with dials					
40	3VA6140-5HM41-0AA0	3VA6140-6HM41-0AA0	3VA6140-7HM41-0AA0	3VA6140-8HM41-0AA0	—
60	—	—	—	—	3VA6160-0HM41-0AA0
100	3VA6110-5HM41-0AA0	3VA6110-6HM41-0AA0	3VA6110-7HM41-0AA0	3VA6110-8HM41-0AA0	3VA6110-0HM41-0AA0
150	3VA6115-5HM41-0AA0	3VA6115-6HM41-0AA0	3VA6115-7HM41-0AA0	3VA6115-8HM41-0AA0	3VA6115-0HM41-0AA0
ETU350 LSI with dials					
40	3VA6140-5HN41-0AA0	3VA6140-6HN41-0AA0	3VA6140-7HN41-0AA0	3VA6140-8HN41-0AA0	—
60	—	—	—	—	3VA6160-0HN41-0AA0
100	3VA6110-5HN41-0AA0	3VA6110-6HN41-0AA0	3VA6110-7HN41-0AA0	3VA6110-8HN41-0AA0	3VA6110-0HN41-0AA0
150	3VA6115-5HN41-0AA0	3VA6115-6HN41-0AA0	3VA6115-7HN41-0AA0	3VA6115-8HN41-0AA0	3VA6115-0HN41-0AA0
ETU550 LSI with LCD					
40	3VA6140-5JP41-0AA0	3VA6140-6JP41-0AA0	3VA6140-7JP41-0AA0	3VA6140-8JP41-0AA0	—
100	3VA6110-5JP41-0AA0	3VA6110-6JP41-0AA0	3VA6110-7JP41-0AA0	3VA6110-8JP41-0AA0	—
150	3VA6115-5JP41-0AA0	3VA6115-6JP41-0AA0	3VA6115-7JP41-0AA0	3VA6115-8JP41-0AA0	—
ETU556 LSI(G Alarm) with LCD					
40	3VA6140-5JT41-0AA0	3VA6140-6JT41-0AA0	3VA6140-7JT41-0AA0	3VA6140-8JT41-0AA0	—
100	3VA6110-5JT41-0AA0	3VA6110-6JT41-0AA0	3VA6110-7JT41-0AA0	3VA6110-8JT41-0AA0	—
150	3VA6115-5JT41-0AA0	3VA6115-6JT41-0AA0	3VA6115-7JT41-0AA0	3VA6115-8JT41-0AA0	—
ETU560 LSI(G) with LCD					
40	3VA6140-5JQ41-0AA0	3VA6140-6JQ41-0AA0	3VA6140-7JQ41-0AA0	3VA6140-8JQ41-0AA0	—
100	3VA6110-5JQ41-0AA0	3VA6110-6JQ41-0AA0	3VA6110-7JQ41-0AA0	3VA6110-8JQ41-0AA0	—
150	3VA6115-5JQ41-0AA0	3VA6115-6JQ41-0AA0	3VA6115-7JQ41-0AA0	3VA6115-8JQ41-0AA0	—
ETU820 LI LCD with Metering					
40	3VA6140-5KL41-0AA0	3VA6140-6KL41-0AA0	3VA6140-7KL41-0AA0	3VA6140-8KL41-0AA0	—
100	3VA6110-5KL41-0AA0	3VA6110-6KL41-0AA0	3VA6110-7KL41-0AA0	3VA6110-8KL41-0AA0	—
150	3VA6115-5KL41-0AA0	3VA6115-6KL41-0AA0	3VA6115-7KL41-0AA0	3VA6115-8KL41-0AA0	—
ETU830 LIG with LCD and Metering					
40	3VA6140-5KM41-0AA0	3VA6140-6KM41-0AA0	3VA6140-7KM41-0AA0	3VA6140-8KM41-0AA0	—
100	3VA6110-5KM41-0AA0	3VA6110-6KM41-0AA0	3VA6110-7KM41-0AA0	3VA6110-8KM41-0AA0	—
150	3VA6115-5KM41-0AA0	3VA6115-6KM41-0AA0	3VA6115-7KM41-0AA0	3VA6115-8KM41-0AA0	—
ETU850 LSI with LCD and Metering					
40	3VA6140-5KP41-0AA0	3VA6140-6KP41-0AA0	3VA6140-7KP41-0AA0	3VA6140-8KP41-0AA0	—
100	3VA6110-5KP41-0AA0	3VA6110-6KP41-0AA0	3VA6110-7KP41-0AA0	3VA6110-8KP41-0AA0	—
150	3VA6115-5KP41-0AA0	3VA6115-6KP41-0AA0	3VA6115-7KP41-0AA0	3VA6115-8KP41-0AA0	—
ETU856 LSI(G Alarm) with LCD and Metering					
40	3VA6140-5KT41-0AA0	3VA6140-6KT41-0AA0	3VA6140-7KT41-0AA0	3VA6140-8KT41-0AA0	—
60	—	—	—	—	3VA6160-0KT41-0AA0
100	3VA6110-5KT41-0AA0	3VA6110-6KT41-0AA0	3VA6110-7KT41-0AA0	3VA6110-8KT41-0AA0	3VA6110-0KT41-0AA0
150	3VA6115-5KT41-0AA0	3VA6115-6KT41-0AA0	3VA6115-7KT41-0AA0	3VA6115-8KT41-0AA0	3VA6115-0KT41-0AA0
ETU860 LSI(G) with LCD and Metering					
40	3VA6140-5KQ41-0AA0	3VA6140-6KQ41-0AA0	3VA6140-7KQ41-0AA0	3VA6140-8KQ41-0AA0	—
60	—	—	—	—	3VA6160-0KQ41-0AA0
100	3VA6110-5KQ41-0AA0	3VA6110-6KQ41-0AA0	3VA6110-7KQ41-0AA0	3VA6110-8KQ41-0AA0	3VA6110-0KQ41-0AA0
150	3VA6115-5KQ41-0AA0	3VA6115-6KQ41-0AA0	3VA6115-7KQ41-0AA0	3VA6115-8KQ41-0AA0	3VA6115-0KQ41-0AA0

3VA Molded Case Circuit Breakers

3VA61 150A Electronic Trip Circuit Breakers

Technical information

Connectors for 75C wire for 3VA61

Type	Minimum cable size	Maximum cable size	Part Number (kit of 3 lugs)	Part Number (kit of 4 lugs)
Steel Wrap around (Cu cable only) single cable lugs ^②	AWG 10	3/0	3VA9143-0JA12	3VA9144-0JA12
	AWG 4	350 kcmil	3VA9243-0JA12	3VA9244-0JA12
Aluminum Body Lug (Cu/Al cable) single cable lugs ^①	AWG 14	1/0	3VA9143-0JB11	3VA9144-0JB11
	AWG 6	350 kcmil	3VA9243-0JB12 ^④	3VA9244-0JB12 ^④
Aluminum body lug with control wire tap (Cu/Al cable) single cable lugs ^①	AWG 14	1/0	3VA9143-0JG11 ^③	3VA9144-0JG11 ^③
	AWG 6	350 kcmil	3VA9243-0JG12	3VA9244-0JG12
Aluminum body lug large (Cu/Al cable) single cable lugs and 1 ext'd terminal cover ^①	AWG 2	350 kcmil	3VA9243-0JJ13	3VA9244-0JJ13
Aluminum body lug large with control wire tap (Cu/Al cable) single cable lugs and 1 extended terminal cover ^①	AWG 2	350 kcmil	3VA9243-0JC13	3VA9244-0JC13
Aluminum body lug, 2 cables (Cu/Al cable) with 1 extended terminal cover ^①	AWG 4	300 kcmil	3VA9243-0JJ22	3VA9244-0JJ22
Aluminum body lug, 2 cables (Cu/Al cable) with control wire tap and 1 extended terminal cover ^①	AWG 4	300 kcmil	3VA9243-0JC22	3VA9244-0JC22
Distribution lug, 6 Cables (Cu/Al cable) with 1 extended terminal cover ^②	AWG 14	AWG 2	3VA9243-0JF60	3VA9244-0JF60
Copper body lug (Cu cable only) single cable lugs kit of 3 single lugs ^①	AWG 14	1/0	3VA9143-0JD11	3VA9144-0JD11
	AWG 6	350 kcmil	3VA9243-0JD12	3VA9244-0JD12
Copper body lug (Cu cable only) with control wire tap single cable lugs ^①	AWG 14	1/0	3VA9143-0JK11 ^③	3VA9144-0JK11 ^③
	AWG 6	350 kcmil	3VA9243-0JK12	3VA9244-0JK12

Interrupting Ratings for 3VA61

Interrupting Class	Breaker Type	RMS Symmetrical Amperes (kA)				
		Volts AC (50/60 Hz)				
		240	480Y/277V	480	600Y/347V	600
M	MDAE	100	35	35	18	18
H	HDAE	100	65	65	22	22
C	CDAE	200	100	100	35	35
L	LDAE	200	150	150	50	50
E	EDAE	—	200	200	100	100

Enclosures (3-pole only)

Nema Type	Catalog Number
1 surface	3VAE250N1S
1 flush	3VAE250N1F
3R	3VAE250N3R
12	3VAE250N12
4X (304)	3VAE250N4X
4X (316)	3VAE250N4X316
Neutral	N250X
200% Neutral	N2250X

Dimensions

Breaker	Poles	W in. (mm)	H in. (mm)	D in. (mm)	lbs.	kg
3VA61	3	4.1 (105)	7.8 (198)	3.4 (86)	5.5	2.5
3VA61	4	5.5 (140)	7.8 (198)	3.4 (86)	7.1	3.2

Shipping Weight

① Meets requirements for 100% rated breakers up to 150A.
 ② Meets requirements for 100% rated breakers up to 100A.
 ③ Limited to 150A including the control wire tap.

④ Standard lug installed at the factory when breaker ordered with a "6" in the 12th position.

3VA Molded Case Circuit Breakers

3VA61 150A Electronic Trip Circuit Breakers

Technical information

Trip Settings for 3VA61

ETU320-LI, ETU330-LIG, ETU350-LSI

Continuous Amperage	LI, LIG, LSI			LSI		LIG	LI, LIG, LSI 4P only
I_n (Amp)	I_r (Amp) (L)	t_{td} (sec) (L)	I_i (Amp) (I) ^①	$I_{sd} = xI_r$ (Amp) (S)	t_{sd} (sec) (S)	I_g (Amp) (G)	$I_N = xI_r$ (Amp)
40	15 - 40	0.5 - 17	60-480	1.5 - 10	0.08 - 0.4	15 - 40	1 / OFF
100	40 - 100	0.5 - 17	150-1200	1.5 - 10		20 - 100	0.5 - 1 / OFF
150	60 - 150	0.5 - 17	225-1500	1.5 - 10		30 - 150	0.5 - 1 / OFF

① I_i for ETU350 is fixed at the maximum level shown in table.

ETU550-LSI, ETU556 LSI(A), ETU560-LSIG, ETU820-LI, ETU830-LIG, ETU850-LSI, ETU856 LSI(A), ETU860-LSIG

Continuous Amperage	LI, LIG, LSI, LSIG, LSI(G)			LSI, LSIG, LSI(G)		LIG, LSIG, LSI(G)		LSI 3P with External CT	LI, LIG, LSI, LSIG, LSI(G) 4P only
I_n (Amp)	I_r (Amp) (L) ^②	t_{td} (sec) (L)	I_i (Amp) (I)	I_{sd} (Amp) (S)	t_{sd} (sec) (S)	I_g (Amp) (G)	t_g (G)	$I_N = xI_r$ (Amp)	I_N (Amp)
40	15 - 40	0.5 - 25	60-480	24 - 400	0.05 - 0.5	15 - 40	0.05 - 0.8	15 - 64 / OFF	15 - 64 / OFF
100	40 - 100	0.5 - 25	150-1200	60 - 1000		20 - 100		20 - 160 / OFF	20 - 150 / OFF
150	60 - 150	0.5 - 20	225-1500	90 - 1500		30 - 150		30 - 240 / OFF	30 - 150 / OFF

② Adjustable in steps of 1A.

For specific trip settings refer to the Electronic Trip Unit section of the 3VA Systems Manual, which can be found in the document download center at https://digitalcontentcenter.compas.siemens-info.com/SIE_IM_3VA6_Systems_Manual.pdf

Internal accessories Optional equipment	Slot No.:	3VA6 150/250 A 3-pole							3VA6 150/250 A 4-pole												
		24	23	22	21	11	12	13	14	34	33	32	31	24	23	22	21	11	12	13	14
Auxiliary switch	Type																				
Auxiliary switch	AUX_HQ	x	x	x	x	x	x	x	x	x	x	x	x	x	x	x	x	x	x	x	x
	AUX_HQ_el	x	x	x	x	x	x	x	x	x	x	x	x	x	x	x	x	x	x	x	x
	AUX_HP	x	x	x	x	x	x	x	x	x	x	x	x	x	x	x	x	x	x	x	x
Leading changeover switch	LCS_HQ																				
	LCS_HQ_el																				
	LCS_HP																				
Alarm switch	Type																				
Trip alarm switch	TAS_HQ					x	x														
	TAS_HQ_el					x	x														
	TAS_HP					x															
Electrical alarm switch	EAS_HQ																				x
	EAS_HQ_el																				x
Auxiliary release	Type																				
Shunt trip flexible	STF					x															x
	STL					x															x
Undervoltage release	UVR					x															x
Universal release	UNI					x															x
ETU/communication	Type																				
Communication module	COM060																				x
Breaker data server																					x
24 V module																					x
Other																					
Cylinder lock (type Ronis)																					x

See page 7-94 for internal accessory part numbers.

3VA Molded Case Circuit Breakers

3VA52 250A Thermal-magnetic Trip Circuit Breakers

Selection

3VA52 250 A, 2-Pole in 3-Pole Frame Thermal-Magnetic Trip Unit

Cont. Ampere Rating	M-Interrupting Class (MFAS)	H-Interrupting Class (HFAS)	C-Interrupting Class (CFAS)
	Catalog Number	Catalog Number	Catalog Number
TM210 FTFM			
40	3VA5240-5ED61-0AA0	3VA5240-6ED61-0AA0	3VA5240-7ED61-0AA0
45	3VA5245-5ED61-0AA0	3VA5245-6ED61-0AA0	3VA5245-7ED61-0AA0
50	3VA5250-5ED61-0AA0	3VA5250-6ED61-0AA0	3VA5250-7ED61-0AA0
60	3VA5260-5ED61-0AA0	3VA5260-6ED61-0AA0	3VA5260-7ED61-0AA0
70	3VA5270-5ED61-0AA0	3VA5270-6ED61-0AA0	3VA5270-7ED61-0AA0
80	3VA5280-5ED61-0AA0	3VA5280-6ED61-0AA0	3VA5280-7ED61-0AA0
90	3VA5290-5ED61-0AA0	3VA5290-6ED61-0AA0	3VA5290-7ED61-0AA0
100	3VA5210-5ED61-0AA0	3VA5210-6ED61-0AA0	3VA5210-7ED61-0AA0
110	3VA5211-5ED61-0AA0	3VA5211-6ED61-0AA0	3VA5211-7ED61-0AA0
125	3VA5212-5ED61-0AA0	3VA5212-6ED61-0AA0	3VA5212-7ED61-0AA0
150	3VA5215-5ED61-0AA0	3VA5215-6ED61-0AA0	3VA5215-7ED61-0AA0
175	3VA5217-5ED61-0AA0	3VA5217-6ED61-0AA0	3VA5217-7ED61-0AA0
200	3VA5220-5ED61-0AA0	3VA5220-6ED61-0AA0	3VA5220-7ED61-0AA0
225	3VA5222-5ED61-0AA0	3VA5222-6ED61-0AA0	3VA5222-7ED61-0AA0
250	3VA5225-5ED61-0AA0	3VA5225-6ED61-0AA0	3VA5225-7ED61-0AA0
TM230 FTAM			
70	3VA5270-5EC61-0AA0	3VA5270-6EC61-0AA0	3VA5270-7EC61-0AA0
80	3VA5280-5EC61-0AA0	3VA5280-6EC61-0AA0	3VA5280-7EC61-0AA0
90	3VA5290-5EC61-0AA0	3VA5290-6EC61-0AA0	3VA5290-7EC61-0AA0
100	3VA5210-5EC61-0AA0	3VA5210-6EC61-0AA0	3VA5210-7EC61-0AA0
110	3VA5211-5EC61-0AA0	3VA5211-6EC61-0AA0	3VA5211-7EC61-0AA0
125	3VA5212-5EC61-0AA0	3VA5212-6EC61-0AA0	3VA5212-7EC61-0AA0
150	3VA5215-5EC61-0AA0	3VA5215-6EC61-0AA0	3VA5215-7EC61-0AA0
175	3VA5217-5EC61-0AA0	3VA5217-6EC61-0AA0	3VA5217-7EC61-0AA0
200	3VA5220-5EC61-0AA0	3VA5220-6EC61-0AA0	3VA5220-7EC61-0AA0
225	3VA5222-5EC61-0AA0	3VA5222-6EC61-0AA0	3VA5222-7EC61-0AA0
250	3VA5225-5EC61-0AA0	3VA5225-6EC61-0AA0	3VA5225-7EC61-0AA0



3VA52 250A 3-Pole

Ordering Information

The catalog numbers listed here are for complete, non-interchangeable trip circuit breakers without lugs.

All 3VA52 thermal-magnetic trip circuit breakers are UL listed for reverse feed applications.

Dimensions

Breaker	Poles	W in. (mm)	H in. (mm)	D in. (mm)	lbs.	kg
3VA52	2(3-) pole	4.1 (105)	7.3 (185)	3.3 (83)	4.1	1.9
3VA52	3-pole	4.1 (105)	7.3 (185)	3.3 (83)	4.5	2.1

Shipping Weight

Enclosures (3-pole only)

Nema Type	Catalog Number
1 surface	3VAE250N1S
1 flush	3VAE250N1F
3R	3VAE250N3R
12	3VAE250N12
4X (304)	3VAE250N4X
4X (316)	3VAE250N4X316
Neutral	N250X
200% Neutral	N2250X

3VA Molded Case Circuit Breakers

3VA52 250A Thermal-magnetic Trip Circuit Breakers

Selection

3VA52 250 A Frame, 3-Pole Thermal-Magnetic Trip Unit

Cont. Ampere Rating	M-Interrupting Class (MFAS)	H-Interrupting Class (HFAS)	C-Interrupting Class (CFAS)
	Catalog Number	Catalog Number	Catalog Number
TM210 FTFM[Ⓞ]			
40	3VA5240-5ED31-0AA0	3VA5240-6ED31-0AA0	3VA5240-7ED31-0AA0
45	3VA5245-5ED31-0AA0	3VA5245-6ED31-0AA0	3VA5245-7ED31-0AA0
50	3VA5250-5ED31-0AA0	3VA5250-6ED31-0AA0	3VA5250-7ED31-0AA0
60	3VA5260-5ED31-0AA0	3VA5260-6ED31-0AA0	3VA5260-7ED31-0AA0
70	3VA5270-5ED31-0AA0	3VA5270-6ED31-0AA0	3VA5270-7ED31-0AA0
80	3VA5280-5ED31-0AA0	3VA5280-6ED31-0AA0	3VA5280-7ED31-0AA0
90	3VA5290-5ED31-0AA0	3VA5290-6ED31-0AA0	3VA5290-7ED31-0AA0
100	3VA5210-5ED31-0AA0	3VA5210-6ED31-0AA0	3VA5210-7ED31-0AA0
110	3VA5211-5ED31-0AA0	3VA5211-6ED31-0AA0	3VA5211-7ED31-0AA0
125	3VA5212-5ED31-0AA0	3VA5212-6ED31-0AA0	3VA5212-7ED31-0AA0
150	3VA5215-5ED31-0AA0	3VA5215-6ED31-0AA0	3VA5215-7ED31-0AA0
175	3VA5217-5ED31-0AA0	3VA5217-6ED31-0AA0	3VA5217-7ED31-0AA0
200	3VA5220-5ED31-0AA0	3VA5220-6ED31-0AA0	3VA5220-7ED31-0AA0
225	3VA5222-5ED31-0AA0	3VA5222-6ED31-0AA0	3VA5222-7ED31-0AA0
250	3VA5225-5ED31-0AA0	3VA5225-6ED31-0AA0	3VA5225-7ED31-0AA0
TM230 FTAM[Ⓞ]			
70	3VA5270-5EC31-0AA0	3VA5270-6EC31-0AA0	3VA5270-7EC31-0AA0
80	3VA5280-5EC31-0AA0	3VA5280-6EC31-0AA0	3VA5280-7EC31-0AA0
90	3VA5290-5EC31-0AA0	3VA5290-6EC31-0AA0	3VA5290-7EC31-0AA0
100	3VA5210-5EC31-0AA0	3VA5210-6EC31-0AA0	3VA5210-7EC31-0AA0
110	3VA5211-5EC31-0AA0	3VA5211-6EC31-0AA0	3VA5211-7EC31-0AA0
125	3VA5212-5EC31-0AA0	3VA5212-6EC31-0AA0	3VA5212-7EC31-0AA0
150	3VA5215-5EC31-0AA0	3VA5215-6EC31-0AA0	3VA5215-7EC31-0AA0
175	3VA5217-5EC31-0AA0	3VA5217-6EC31-0AA0	3VA5217-7EC31-0AA0
200	3VA5220-5EC31-0AA0	3VA5220-6EC31-0AA0	3VA5220-7EC31-0AA0
225	3VA5222-5EC31-0AA0	3VA5222-6EC31-0AA0	3VA5222-7EC31-0AA0
250	3VA5225-5EC31-0AA0	3VA5225-6EC31-0AA0	3VA5225-7EC31-0AA0
TM240 ATAM			
70	3VA5270-5EF31-0AA0	3VA5270-6EF31-0AA0	3VA5270-7EF31-0AA0
80	3VA5280-5EF31-0AA0	3VA5280-6EF31-0AA0	3VA5280-7EF31-0AA0
100	3VA5210-5EF31-0AA0	3VA5210-6EF31-0AA0	3VA5210-7EF31-0AA0
125	3VA5212-5EF31-0AA0	3VA5212-6EF31-0AA0	3VA5212-7EF31-0AA0
150	3VA5215-5EF31-0AA0	3VA5215-6EF31-0AA0	3VA5215-7EF31-0AA0
175	3VA5217-5EF31-0AA0	3VA5217-6EF31-0AA0	3VA5217-7EF31-0AA0
200	3VA5220-5EF31-0AA0	3VA5220-6EF31-0AA0	3VA5220-7EF31-0AA0
250	3VA5225-5EF31-0AA0	3VA5225-6EF31-0AA0	3VA5225-7EF31-0AA0

Enclosures (3-pole only)

Nema Type	Catalog Number
1 surface	3VAE250N1S
1 flush	3VAE250N1F
3R	3VAE250N3R
12	3VAE250N12
4X (304)	3VAE250N4X
4X (316)	3VAE250N4X316
Neutral	N250X
200% Neutral	N2250X

Dimensions

Breaker	Poles	W in. (mm)	H in. (mm)	D in. (mm)	lbs.	kg
3VA52	2(3-) pole	4.1 (105)	7.3 (185)	3.3 (83)	4.1	1.9
3VA52	3-pole	4.1 (105)	7.3 (185)	3.3 (83)	4.5	2.1

Shipping Weight

[Ⓞ] Available with NAVAL/50C ratings.

3VA Molded Case Circuit Breakers

3VA52 250A Thermal-magnetic Trip Circuit Breakers

Selection

3VA52 250A Frame, 4-pole Thermal-Magnetic Trip Unit

Cont. Ampere Rating	M-Interrupting Class (MFAS)	H-Interrupting Class (HFAS)	C-Interrupting Class (CFAS)
	Catalog Number	Catalog Number	Catalog Number
TM210 FTFM			
40	3VA5240-5ED41-0AA0	3VA5240-6ED41-0AA0	3VA5240-7ED41-0AA0
45	3VA5245-5ED41-0AA0	3VA5245-6ED41-0AA0	3VA5245-7ED41-0AA0
50	3VA5250-5ED41-0AA0	3VA5250-6ED41-0AA0	3VA5250-7ED41-0AA0
60	3VA5260-5ED41-0AA0	3VA5260-6ED41-0AA0	3VA5260-7ED41-0AA0
70	3VA5270-5ED41-0AA0	3VA5270-6ED41-0AA0	3VA5270-7ED41-0AA0
80	3VA5280-5ED41-0AA0	3VA5280-6ED41-0AA0	3VA5280-7ED41-0AA0
90	3VA5290-5ED41-0AA0	3VA5290-6ED41-0AA0	3VA5290-7ED41-0AA0
100	3VA5210-5ED41-0AA0	3VA5210-6ED41-0AA0	3VA5210-7ED41-0AA0
110	3VA5211-5ED41-0AA0	3VA5211-6ED41-0AA0	3VA5211-7ED41-0AA0
125	3VA5212-5ED41-0AA0	3VA5212-6ED41-0AA0	3VA5212-7ED41-0AA0
150	3VA5215-5ED41-0AA0	3VA5215-6ED41-0AA0	3VA5215-7ED41-0AA0
175	3VA5217-5ED41-0AA0	3VA5217-6ED41-0AA0	3VA5217-7ED41-0AA0
200	3VA5220-5ED41-0AA0	3VA5220-6ED41-0AA0	3VA5220-7ED41-0AA0
225	3VA5222-5ED41-0AA0	3VA5222-6ED41-0AA0	3VA5222-7ED41-0AA0
250	3VA5225-5ED41-0AA0	3VA5225-6ED41-0AA0	3VA5225-7ED41-0AA0
TM210 FTFM 100% Neutral			
90	3VA5290-5GD41-0AA0	3VA5290-6GD41-0AA0	3VA5290-7GD41-0AA0
100	3VA5210-5GD41-0AA0	3VA5210-6GD41-0AA0	3VA5210-7GD41-0AA0
110	3VA5211-5GD41-0AA0	3VA5211-6GD41-0AA0	3VA5211-7GD41-0AA0
125	3VA5212-5GD41-0AA0	3VA5212-6GD41-0AA0	3VA5212-7GD41-0AA0
150	3VA5215-5GD41-0AA0	3VA5215-6GD41-0AA0	3VA5215-7GD41-0AA0
175	3VA5217-5GD41-0AA0	3VA5217-6GD41-0AA0	3VA5217-7GD41-0AA0
200	3VA5220-5GD41-0AA0	3VA5220-6GD41-0AA0	3VA5220-7GD41-0AA0
225	3VA5222-5GD41-0AA0	3VA5222-6GD41-0AA0	3VA5222-7GD41-0AA0
250	3VA5225-5GD41-0AA0	3VA5225-6GD41-0AA0	3VA5225-7GD41-0AA0
TM230 FTAM			
70	3VA5270-5EC41-0AA0	3VA5270-6EC41-0AA0	3VA5270-7EC41-0AA0
80	3VA5280-5EC41-0AA0	3VA5280-6EC41-0AA0	3VA5280-7EC41-0AA0
90	3VA5290-5EC41-0AA0	3VA5290-6EC41-0AA0	3VA5290-7EC41-0AA0
100	3VA5210-5EC41-0AA0	3VA5210-6EC41-0AA0	3VA5210-7EC41-0AA0
110	3VA5211-5EC41-0AA0	3VA5211-6EC41-0AA0	3VA5211-7EC41-0AA0
125	3VA5212-5EC41-0AA0	3VA5212-6EC41-0AA0	3VA5212-7EC41-0AA0
150	3VA5215-5EC41-0AA0	3VA5215-6EC41-0AA0	3VA5215-7EC41-0AA0
175	3VA5217-5EC41-0AA0	3VA5217-6EC41-0AA0	3VA5217-7EC41-0AA0
200	3VA5220-5EC41-0AA0	3VA5220-6EC41-0AA0	3VA5220-7EC41-0AA0
225	3VA5222-5EC41-0AA0	3VA5222-6EC41-0AA0	3VA5222-7EC41-0AA0
250	3VA5225-5EC41-0AA0	3VA5225-6EC41-0AA0	3VA5225-7EC41-0AA0
TM230 FTAM 100% Neutral			
90	3VA5290-5GC41-0AA0	3VA5290-6GC41-0AA0	3VA5290-7GC41-0AA0
100	3VA5210-5GC41-0AA0	3VA5210-6GC41-0AA0	3VA5210-7GC41-0AA0
110	3VA5211-5GC41-0AA0	3VA5211-6GC41-0AA0	3VA5211-7GC41-0AA0
125	3VA5212-5GC41-0AA0	3VA5212-6GC41-0AA0	3VA5212-7GC41-0AA0
150	3VA5215-5GC41-0AA0	3VA5215-6GC41-0AA0	3VA5215-7GC41-0AA0
175	3VA5217-5GC41-0AA0	3VA5217-6GC41-0AA0	3VA5217-7GC41-0AA0
200	3VA5220-5GC41-0AA0	3VA5220-6GC41-0AA0	3VA5220-7GC41-0AA0
225	3VA5222-5GC41-0AA0	3VA5222-6GC41-0AA0	3VA5222-7GC41-0AA0
250	3VA5225-5GC41-0AA0	3VA5225-6GC41-0AA0	3VA5225-7GC41-0AA0
TM240 ATAM			
70	3VA5270-5EF41-0AA0	3VA5270-6EF41-0AA0	3VA5270-7EF41-0AA0
80	3VA5280-5EF41-0AA0	3VA5280-6EF41-0AA0	3VA5280-7EF41-0AA0
100	3VA5210-5EF41-0AA0	3VA5210-6EF41-0AA0	3VA5210-7EF41-0AA0
125	3VA5212-5EF41-0AA0	3VA5212-6EF41-0AA0	3VA5212-7EF41-0AA0
150	3VA5215-5EF41-0AA0	3VA5215-6EF41-0AA0	3VA5215-7EF41-0AA0
175	3VA5217-5EF41-0AA0	3VA5217-6EF41-0AA0	3VA5217-7EF41-0AA0
200	3VA5220-5EF41-0AA0	3VA5220-6EF41-0AA0	3VA5220-7EF41-0AA0
250	3VA5225-5EF41-0AA0	3VA5225-6EF41-0AA0	3VA5225-7EF41-0AA0
TM240 ATAM 100% Neutral			
100	3VA5210-5GF41-0AA0	3VA5210-6GF41-0AA0	3VA5210-7GF41-0AA0
125	3VA5212-5GF41-0AA0	3VA5212-6GF41-0AA0	3VA5212-7GF41-0AA0
150	3VA5215-5GF41-0AA0	3VA5215-6GF41-0AA0	3VA5215-7GF41-0AA0
175	3VA5217-5GF41-0AA0	3VA5217-6GF41-0AA0	3VA5217-7GF41-0AA0
200	3VA5220-5GF41-0AA0	3VA5220-6GF41-0AA0	3VA5220-7GF41-0AA0
250	3VA5225-5GF41-0AA0	3VA5225-6GF41-0AA0	3VA5225-7GF41-0AA0

3VA Molded Case Circuit Breakers

3VA52 250A Thermal-magnetic Trip Circuit Breakers

Technical information

Interrupting Ratings for 3VA52

Interrupting Class	Breaker Type	RMS Symmetrical Amperes (kA)									
		Volts AC (50/60 Hz)					Volts DC				
		240	480V/277V	480	600V/347V	600	250	500	600 (3P)	750	1000 (4P)
M	MFAS	85	35	35	18	18	50	50	50	50	50
H	HFAS	100	65	65	25	25	85	85	85	85	85
C	CFAS	200	100	100	35	35	100	100	100	100	100

Trip Settings for 3VA52

TM210 - FTFM		
I _n (A)	I _r (A)	I _i (A)
40	40	400
50	50	500
60	60	600
70	70	700
80	80	800
90	90	900
100	100	1000
110	110	1100
125	125	1250
150	150	1500
175	175	1750
200	200	2000
225	225	2250
250	250	2500

TM230 - FTAM								
I _n (A)	I _r (A)	I _i (A)						
70	70	350	420	490	560	630	700	700
80	80	400	480	560	640	720	800	800
90	90	450	540	630	720	810	900	900
100	100	500	600	700	800	900	1000	1000
110	110	550	660	770	880	990	1100	1100
125	125	625	750	875	1000	1125	1250	1250
150	150	750	900	1050	1200	1350	1500	1500
175	175	875	1050	1225	1400	1575	1750	1750
200	200	1000	1200	1400	1600	1800	2000	2000
225	225	1125	1350	1575	1800	2025	2250	2250
250	250	1250	1500	1750	2000	2250	2500	2500

TM240 - ATAM									
I _n (A)	I _r (A) 90%	I _r (A) 80%	I _i (A)						
70	63	56	350	420	490	560	630	700	700
80	72	64	400	480	560	640	720	800	800
100	90	80	500	600	700	800	900	1000	1000
125	113	100	625	750	875	1000	1125	1250	1250
150	135	120	750	900	1050	1200	1350	1500	1500
175	158	140	875	1050	1225	1400	1575	1750	1750
200	180	160	1000	1200	1400	1600	1800	2000	2000
250	225	200	1250	1500	1750	2000	2250	2500	2500

Connectors for 75C Wire for 3VA52

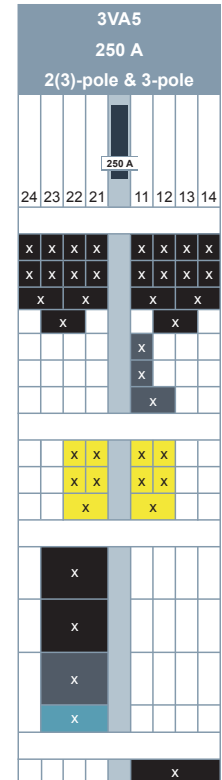
Type	Minimum cable size	Maximum cable size	Part Number (kit of 3 lugs)	Part Number (kit of 4 lugs)
Steel wrap around (Cu cable only), single cable lugs	AWG 10	3/0	3VA9233-0JA11	3VA9234-0JA11
	AWG 4	350 kcmil	3VA9233-0JA12	3VA9234-0JA12
Aluminum body lug (Cu/Al cable), single cable lugs	AWG 14	1/0	3VA9233-0JB11 ^②	3VA9234-0JB11 ^②
	AWG 6	350 kcmil	3VA9233-0JB12 ^{①③}	3VA9234-0JB12 ^{①③}
Aluminum body lug (Cu/Al cable) with control wire tap, single cable lugs	AWG 14	1/0	3VA9233-0JG11 ^②	3VA9234-0JG11 ^②
	AWG 6	350 kcmil	3VA9233-0JG12 ^③	3VA9234-0JG12 ^③
Aluminum body lug large (Cu/Al cable) single cable lugs with 1 extended terminal cover	AWG 2	350 kcmil	3VA9233-0JJ13 ^③	3VA9234-0JJ13 ^③
Aluminum body lug large with control wire tap (Cu/Al cable) single cable lugs and 1 extended terminal cover	AWG 2	350 kcmil	3VA9233-0JC13 ^③	3VA9234-0JC13 ^③
Aluminum body lug, 2 cables (Cu/Al cable) with control wire tap and 1 extended terminal cover	AWG 4	300 kcmil	3VA9233-0JJ22 ^③	3VA9234-0JJ22 ^③
Distribution lug, 6 Cables (Cu/Al cable) with 1 extended terminal cover	AWG 14	AWG 2	3VA9233-0JF60	3VA9234-0JF60
Copper body lug (Cu cable only) single cable lugs	AWG 14	1/0	3VA9233-0JD11	3VA9234-0JD11
	AWG 6	350 kcmil	3VA9233-0JD12 ^④	3VA9234-0JD12 ^④
Copper body lug with control wire tap (Cu cable only) single cable lugs	AWG 14	1/0	3VA9233-0JK11	3VA9234-0JK11
	AWG 6	350 kcmil	3VA9233-0JK12 ^④	3VA9234-0JK12 ^④

See page 7-94 for internal accessory part numbers.

- ① Standard lug installed at the factory when breaker ordered with a "6" in the 12th position.
- ② Meets requirements for 100% rated breakers up to 150A.

- ③ Meets requirements for 100% rated breakers up to 175A.
- ④ Meets requirements for 100% rated breakers up to 225A, requires the use of 90 degree wire, size to 75 degree ampacity.

Internal accessories	
Optional equipment	
	Slot No.:
Auxiliary switch	Type
	AUX_HQ
	AUX_HQ_el
Auxiliary switch	AUX_HP
	LCS_HQ
	LCS_HQ_el
Leading changeover switch	LCS_HP
	Alarm switch
	Type
Trip alarm switch	TAS_HQ
	TAS_HQ_el
	TAS_HP
Auxiliary release	
Type	
Shunt trip flexible	STF
Shunt trip left	STL
Undervoltage release	UVR
Universal release	UNI
Other	
Cylinder lock (type Ronis)	



7 MOLDED CASE CIRCUIT BREAKERS

1201_19494

3VA Molded Case Circuit Breakers

3VA62 250A Electronic Trip Circuit Breakers

Selection



3VA62 250A 3-Pole

Ordering Information

The catalog numbers listed here are for complete, non-interchangeable trip circuit breakers without lugs.

For factory installed nut keepers (3VA92430QA00), change the 12th digit of the catalog number to "2" (required to install a breaker in a panelboard or switchboard that has a provision). (For example, a 35KA @480VAC, 250A, 3-pole, 3VA62 with nut keepers would be catalog number 3VA6225-5HL31-2AA0).

For factory installed standard line and load lugs, change the 12th digit to "6" (standard lugs are identified in the lug table and footnotes in this section of the SpeedFax). (For example, a 35KA @480VAC, 250A, 3-pole, 3VA62 with lugs would be catalog number 3VA6225-5HL31-6AA0). Alternate connectors can be ordered separately for field installation.

All 3VA62 electronic trip circuit breakers are available with 100% ratings. For 100% rated electronic trip circuit breakers, change the 13th digit of the catalog number to the number "2". (For example, a 35KA @480VAC, 250A, 3-pole, 100% rated 3VA62 would be catalog number 3VA6225-5HL31-2AA0). Requires the use of rated lugs — see lug table below.

Note: 100% option not available for E-interrupting class breakers.

All 3VA6 circuit breakers are certified to UL 489 Supplement SB, are marked "Naval", and are suitable for use at 50C.

All 3VA62 electronic trip circuit breakers are UL listed for reverse feed applications.

3VA62 250A Frame 3-Pole Electronic Trip Unit

Continuous Ampere	M-Interrupting Class (MFAE)	H-Interrupting Class (HFAE)	C-Interrupting Class (CFAE)	L-Interrupting Class (LFAE)	E-Interrupting Class (EFAE)
	Catalog Number	Catalog Number	Catalog Number	Catalog Number	Catalog Number
ETU320 LI with dials					
100	3VA6210-5HL31-0AA0	3VA6210-6HL31-0AA0	3VA6210-7HL31-0AA0	3VA6210-8HL31-0AA0	—
250	3VA6225-5HL31-0AA0	3VA6225-6HL31-0AA0	3VA6225-7HL31-0AA0	3VA6225-8HL31-0AA0	3VA6225-0HL31-0AA0
ETU330 LIG with dials					
100	3VA6210-5HM31-0AA0	3VA6210-6HM31-0AA0	3VA6210-7HM31-0AA0	3VA6210-8HM31-0AA0	—
250	3VA6225-5HM31-0AA0	3VA6225-6HM31-0AA0	3VA6225-7HM31-0AA0	3VA6225-8HM31-0AA0	3VA6225-0HM31-0AA0
ETU350 LSI with dials					
100	3VA6210-5HN31-0AA0	3VA6210-6HN31-0AA0	3VA6210-7HN31-0AA0	3VA6210-8HN31-0AA0	—
250	3VA6225-5HN31-0AA0	3VA6225-6HN31-0AA0	3VA6225-7HN31-0AA0	3VA6225-8HN31-0AA0	3VA6225-0HN31-0AA0
ETU550 LSI with LCD					
100	3VA6210-5JP31-0AA0	3VA6210-6JP31-0AA0	3VA6210-7JP31-0AA0	3VA6210-8JP31-0AA0	—
250	3VA6225-5JP31-0AA0	3VA6225-6JP31-0AA0	3VA6225-7JP31-0AA0	3VA6225-8JP31-0AA0	—
ETU556 LSI(G Alarm) with LCD					
100	3VA6210-5JT31-0AA0	3VA6210-6JT31-0AA0	3VA6210-7JT31-0AA0	3VA6210-8JT31-0AA0	—
250	3VA6225-5JT31-0AA0	3VA6225-6JT31-0AA0	3VA6225-7JT31-0AA0	3VA6225-8JT31-0AA0	—
ETU560 LSI(G) with LCD					
100	3VA6210-5JQ31-0AA0	3VA6210-6JQ31-0AA0	3VA6210-7JQ31-0AA0	3VA6210-8JQ31-0AA0	—
250	3VA6225-5JQ31-0AA0	3VA6225-6JQ31-0AA0	3VA6225-7JQ31-0AA0	3VA6225-8JQ31-0AA0	—
ETU820 LI with LCD and Metering					
100	3VA6210-5KL31-0AA0	3VA6210-6KL31-0AA0	3VA6210-7KL31-0AA0	3VA6210-8KL31-0AA0	—
250	3VA6225-5KL31-0AA0	3VA6225-6KL31-0AA0	3VA6225-7KL31-0AA0	3VA6225-8KL31-0AA0	—
ETU830 LIG with LCD and Metering					
100	3VA6210-5KM31-0AA0	3VA6210-6KM31-0AA0	3VA6210-7KM31-0AA0	3VA6210-8KM31-0AA0	—
250	3VA6225-5KM31-0AA0	3VA6225-6KM31-0AA0	3VA6225-7KM31-0AA0	3VA6225-8KM31-0AA0	—
ETU850 LSI with LCD and Metering					
100	3VA6210-5KP31-0AA0	3VA6210-6KP31-0AA0	3VA6210-7KP31-0AA0	3VA6210-8KP31-0AA0	—
250	3VA6225-5KP31-0AA0	3VA6225-6KP31-0AA0	3VA6225-7KP31-0AA0	3VA6225-8KP31-0AA0	—
ETU856 LSI(G Alarm) with LCD and Metering					
100	3VA6210-5KT31-0AA0	3VA6210-6KT31-0AA0	3VA6210-7KT31-0AA0	3VA6210-8KT31-0AA0	—
250	3VA6225-5KT31-0AA0	3VA6225-6KT31-0AA0	3VA6225-7KT31-0AA0	3VA6225-8KT31-0AA0	3VA6225-0KT31-0AA0
ETU860 LSI(G) with LCD and Metering					
100	3VA6210-5KQ31-0AA0	3VA6210-6KQ31-0AA0	3VA6210-7KQ31-0AA0	3VA6210-8KQ31-0AA0	—
250	3VA6225-5KQ31-0AA0	3VA6225-6KQ31-0AA0	3VA6225-7KQ31-0AA0	3VA6225-8KQ31-0AA0	3VA6225-0KQ31-0AA0

3VA Molded Case Circuit Breakers

3VA62 250A Electronic Trip Circuit Breakers

Selection



3VA62 250A 4-Pole

3VA62 250A Frame 4-Pole Electronic Trip Unit

Continuous Ampere	M-Interrupting Class (MFAE)	H-Interrupting Class (HFAE)	C-Interrupting Class (CFAE)	L-Interrupting Class (LFAE)	E-Interrupting Class (EFAE)
	Catalog Number	Catalog Number	Catalog Number	Catalog Number	Catalog Number
ETU320 LI with dials					
100	3VA6210-5HL41-0AA0	3VA6210-6HL41-0AA0	3VA6210-7HL41-0AA0	3VA6210-8HL41-0AA0	—
250	3VA6225-5HL41-0AA0	3VA6225-6HL41-0AA0	3VA6225-7HL41-0AA0	3VA6225-8HL41-0AA0	3VA6225-0HL41-0AA0
ETU330 LIG with dials					
100	3VA6210-5HM41-0AA0	3VA6210-6HM41-0AA0	3VA6210-7HM41-0AA0	3VA6210-8HM41-0AA0	—
250	3VA6225-5HM41-0AA0	3VA6225-6HM41-0AA0	3VA6225-7HM41-0AA0	3VA6225-8HM41-0AA0	3VA6225-0HM41-0AA0
ETU350 LSI with dials					
100	3VA6210-5HN41-0AA0	3VA6210-6HN41-0AA0	3VA6210-7HN41-0AA0	3VA6210-8HN41-0AA0	—
250	3VA6225-5HN41-0AA0	3VA6225-6HN41-0AA0	3VA6225-7HN41-0AA0	3VA6225-8HN41-0AA0	3VA6225-0HN41-0AA0
ETU550 LSI with LCD					
100	3VA6210-5JP41-0AA0	3VA6210-6JP41-0AA0	3VA6210-7JP41-0AA0	3VA6210-8JP41-0AA0	—
250	3VA6225-5JP41-0AA0	3VA6225-6JP41-0AA0	3VA6225-7JP41-0AA0	3VA6225-8JP41-0AA0	—
ETU556 LSI(G Alarm) with LCD					
100	3VA6210-5JT41-0AA0	3VA6210-6JT41-0AA0	3VA6210-7JT41-0AA0	3VA6210-8JT41-0AA0	—
250	3VA6225-5JT41-0AA0	3VA6225-6JT41-0AA0	3VA6225-7JT41-0AA0	3VA6225-8JT41-0AA0	—
ETU560 LSI(G) with LCD					
100	3VA6210-5JQ41-0AA0	3VA6210-6JQ41-0AA0	3VA6210-7JQ41-0AA0	3VA6210-8JQ41-0AA0	—
250	3VA6225-5JQ41-0AA0	3VA6225-6JQ41-0AA0	3VA6225-7JQ41-0AA0	3VA6225-8JQ41-0AA0	—
ETU820 LI with LCD and Metering					
100	3VA6210-5KL41-0AA0	3VA6210-6KL41-0AA0	3VA6210-7KL41-0AA0	3VA6210-8KL41-0AA0	—
250	3VA6225-5KL41-0AA0	3VA6225-6KL41-0AA0	3VA6225-7KL41-0AA0	3VA6225-8KL41-0AA0	—
ETU830 LIG with LCD and Metering					
100	3VA6210-5KM41-0AA0	3VA6210-6KM41-0AA0	3VA6210-7KM41-0AA0	3VA6210-8KM41-0AA0	—
250	3VA6225-5KM41-0AA0	3VA6225-6KM41-0AA0	3VA6225-7KM41-0AA0	3VA6225-8KM41-0AA0	—
ETU850 LSI with LCD and Metering					
100	3VA6210-5KP41-0AA0	3VA6210-6KP41-0AA0	3VA6210-7KP41-0AA0	3VA6210-8KP41-0AA0	—
250	3VA6225-5KP41-0AA0	3VA6225-6KP41-0AA0	3VA6225-7KP41-0AA0	3VA6225-8KP41-0AA0	—
ETU856 LSI(G Alarm) with LCD and Metering					
100	3VA6210-5KT41-0AA0	3VA6210-6KT41-0AA0	3VA6210-7KT41-0AA0	3VA6210-8KT41-0AA0	—
250	3VA6225-5KT41-0AA0	3VA6225-6KT41-0AA0	3VA6225-7KT41-0AA0	3VA6225-8KT41-0AA0	3VA6225-0KT41-0AA0
ETU860 LSI(G) with LCD and Metering					
100	3VA6210-5KQ41-0AA0	3VA6210-6KQ41-0AA0	3VA6210-7KQ41-0AA0	3VA6210-8KQ41-0AA0	—
250	3VA6225-5KQ41-0AA0	3VA6225-6KQ41-0AA0	3VA6225-7KQ41-0AA0	3VA6225-8KQ41-0AA0	3VA6225-0KQ41-0AA0

3VA Molded Case Circuit Breakers

3VA62 250A Electronic Trip Circuit Breakers

Technical information

Connectors for 75C wire for 3VA62

Type	Minimum cable size	Maximum cable size	Part Number (kit of 3 lugs)	Part Number (kit of 4 lugs)
Steel Wrap around (Cu cable only) single cable lugs	AWG 10	3/0	3VA9143-0JA12 ^①	3VA9144-0JA12 ^①
	AWG 4	350 kcmil	3VA9243-0JA12 ^①	3VA9244-0JA12 ^①
Steel Wrap around (Cu cable only) single cable lugs with control wire tap	AWG 10	3/0	3VA9143-0JH12 ^①	3VA9144-0JH12 ^①
	AWG 4	350 kcmil	3VA9243-0JH12 ^①	3VA9244-0JH12 ^①
Aluminum Body Lug (Cu/Al cable) single cable lugs	AWG 14	1/0	3VA9143-0JB11 ^①	3VA9144-0JB11 ^①
	AWG 6	350 kcmil	3VA9243-0JB12 ^{①②}	3VA9244-0JB12 ^{①②}
Aluminum body lug with control wire tap (Cu/Al cable) single cable lugs	AWG 14	1/0	3VA9143-0JG11 ^①	3VA9144-0JG11 ^①
	AWG 6	350 kcmil	3VA9243-0JG12 ^①	3VA9244-0JG12 ^①
Aluminum body lug large (Cu/Al cable) single cable lugs and 1 ext'd terminal cover	AWG 2	350 kcmil	3VA9243-0JJ13 ^①	3VA9244-0JJ13 ^①
Aluminum body lug large with control wire tap (Cu/Al cable) single cable lugs and 1 extended terminal cover	AWG 2	350 kcmil	3VA9243-0JC13 ^①	3VA9244-0JC13 ^①
Aluminum body lug, 2 cables (Cu/Al cable) with 1 extended terminal cover	AWG 4	300 kcmil	3VA9243-0JJ22 ^①	3VA9244-0JJ22 ^①
Aluminum body lug, 2 cables (Cu/Al cable) with control wire tap and 1 extended terminal cover	AWG 4	300 kcmil	3VA9243-0JC22 ^①	3VA9244-0JC22 ^①
Distribution lug, 6 Cables (Cu/Al cable) with 1 extended terminal cover	AWG 14	AWG 2	3VA9243-0JF60 ^①	3VA9244-0JF60 ^①
Copper body lug (Cu cable only) single cable lugs	AWG 14	1/0	3VA9143-0JD11 ^①	3VA9144-0JD11 ^①
	AWG 6	350 kcmil	3VA9243-0JD12 ^{②③}	3VA9244-0JD12 ^{②③}
Copper body lug (Cu cable only) with control wire tap single cable lugs	AWG 14	1/0	3VA9143-0JK11 ^①	3VA9144-0JK11 ^①
	AWG 6	350 kcmil	3VA9243-0JK12 ^③	3VA9244-0JK12 ^③

① Meets requirements for 100% rated breakers up to 100A.

② Standard lug installed at the factory when breaker ordered with a "6" in the 12th position.

③ Meets requirements for 100% rated breakers up to 250A, requires the use of 90 degree wire, size to 75 degree ampacity.

Interrupting Ratings for 3VA62

Interrupting Class	Breaker Type	RMS Symmetrical Amperes (kA)				
		Volts AC (50/60 Hz)				
		240	480Y/277V	480	600Y/347V	600
M	MFAE	100	35	35	18	18
H	HFAE	100	65	65	22	22
C	CFAE	200	100	100	35	35
L	LFAE	200	150	150	50	50
E	EFAE	—	200	200	100	100

Enclosures (3-pole only)

Nema Type	Catalog Number
1 surface	3VAE250N1S
1 flush	3VAE250N1F
3R	3VAE250N3R
12	3VAE250N12
4X (304)	3VAE250N4X
4X (316)	3VAE250N4X316
Neutral	N250X
200% Neutral	N2250X

Dimensions

Breaker	Poles	Shipping Weight				
		W in. (mm)	H in. (mm)	D in. (mm)	lbs.	kg
3VA62	3	4.1 (105)	7.8 (198)	3.4 (86)	5.5	2.5
3VA62	4	5.5 (140)	7.8 (198)	3.4 (86)	7.1	3.2

3VA Molded Case Circuit Breakers

3VA62 250A Electronic Trip Circuit Breakers

Technical information

Trip Settings for 3VA62

ETU320-LI, ETU330-LIG, ETU350-LSI

Continuous Amperage	LI, LIG, LSI			LSI		LIG	LI, LIG, LSI 4P only
I_n (Amp)	I_r (Amp) (L)	t_{td} (sec) (L)	I_i (Amp) (I)①	$I_{sd}=xI_r$ (Amp) (S)	t_{sd} (sec) (S)	I_g (Amp) (G)	$I_N=xI_r$ (Amp)
100	40 - 100	0.5 - 17	150-1200	1.5 - 10	0.08 - 0.4	20 - 100	0.5 - 1 / OFF
250	100 - 250	0.5 - 13	375-2500	1.5 - 10		50 - 250	0.5 - 1 / OFF

① I_i for ETU350 is fixed at the maximum level shown in table.

ETU550-LSI, ETU556 LSI(A), ETU560-LSIG, ETU820-LI, ETU830-LIG, ETU850-LSI, ETU856 LSI(A), ETU860-LSIG

Continuous Amperage	LI, LIG, LSI, LSIG, LSI(G)			LSI, LSIG, LSI(G)		LIG, LSIG, LSI(G)		LSI 3P with External CT	LI, LIG, LSI, LSIG, LSI(G) 4P only
I_n (Amp)	I_r (Amp) (L)②	t_{td} (sec) (L)	I_i (Amp) (I)	I_{sd} (Amp) (S)	t_{sd} (sec) (S)	I_g (Amp) (G)	t_g (G)	$I_N=xI_r$ (Amp)	I_N (Amp)
100	40 - 100	0.5 - 25	150-1200	60 - 1000	0.05 - 0.5	20 - 100	0.05 - 0.8	20 - 160 / OFF	20 - 160 / OFF
250	100 - 250	0.5 - 13	375-2500	150 - 2500		50 - 250		50 - 400 / OFF	50 - 250 / OFF

② Adjustable in steps of 1A.

For specific trip settings refer to the Electronic Trip Unit section of the 3VA Systems Manual,

which can be found in the document download center at https://digitalcontentcenter.compas.siemens-info.com/SIE_IM_3VA6_Systems_Manual.pdf

Internal accessories Optional equipment	Slot No.:	3VA6 150/250 A 3-pole											3VA6 150/250 A 4-pole										
		24	23	22	21	11	12	13	14	34	33	32	31	24	23	22	21	11	12	13	14		
Auxiliary switch	Type																						
Auxiliary switch	AUX_HQ	x	x	x	x	x	x	x	x	x	x	x	x	x	x	x	x	x	x	x	x		
	AUX_HQ_el	x	x	x	x	x	x	x	x	x	x	x	x	x	x	x	x	x	x	x	x		
	AUX_HP	x	x			x	x	x		x	x	x		x	x	x		x	x				
Leading changeover switch	LCS_HQ					x																	
	LCS_HQ_el					x																	
	LCS_HP																						
Alarm switch	Type																						
Trip alarm switch	TAS_HQ		x	x		x	x																
	TAS_HQ_el		x	x		x	x																
	TAS_HP		x			x																	
Electrical alarm switch	EAS_HQ																				x		
	EAS_HQ_el																				x		
Auxiliary release	Type																						
Shunt trip flexible	STF		x																		x		
Shunt trip left	STL		x																				
Undervoltage release	UVR		x																				
Universal release	UNI		x																				
ETU/communication	Type																						
Communication module Breaker data server	COM060																				x		
24 V module																					x		
Other																							
Cylinder lock (type Ronis)																					x		

See page 7-94 for internal accessory part numbers.

3VA Molded Case Circuit Breakers

3VA53 400A Thermal-magnetic Trip Circuit Breakers

Selection

3VA53 400A, 2-Pole in 3-Pole Frame, Thermal-Magnetic Trip Unit

Cont. Ampere Rating	M-Interrupting Class (MJAS)	H-Interrupting Class (HJAS)	C-Interrupting Class (CJAS)
	Catalog Number	Catalog Number	Catalog Number
TM230 FTAM			
200	3VA5320-5EC61-0AA0	3VA5320-6EC61-0AA0	3VA5320-7EC61-0AA0
225	3VA5322-5EC61-0AA0	3VA5322-6EC61-0AA0	3VA5322-7EC61-0AA0
250	3VA5325-5EC61-0AA0	3VA5325-6EC61-0AA0	3VA5325-7EC61-0AA0
300	3VA5330-5EC61-0AA0	3VA5330-6EC61-0AA0	3VA5330-7EC61-0AA0
350	3VA5335-5EC61-0AA0	3VA5335-6EC61-0AA0	3VA5335-7EC61-0AA0
400	3VA5340-5EC61-0AA0	3VA5340-6EC61-0AA0	3VA5340-7EC61-0AA0

3VA53 400A Frame, 3-Pole Frame, Thermal-Magnetic Trip Unit

Cont. Ampere Rating	M-Interrupting Class (MJAS)	H-Interrupting Class (HJAS)	C-Interrupting Class (CJAS)
	Catalog Number	Catalog Number	Catalog Number
TM230 FTAM[Ⓞ]			
200	3VA5320-5EC31-0AA0	3VA5320-6EC31-0AA0	3VA5320-7EC31-0AA0
225	3VA5322-5EC31-0AA0	3VA5322-6EC31-0AA0	3VA5322-7EC31-0AA0
250	3VA5325-5EC31-0AA0	3VA5325-6EC31-0AA0	3VA5325-7EC31-0AA0
300	3VA5330-5EC31-0AA0	3VA5330-6EC31-0AA0	3VA5330-7EC31-0AA0
350	3VA5335-5EC31-0AA0	3VA5335-6EC31-0AA0	3VA5335-7EC31-0AA0
400	3VA5340-5EC31-0AA0	3VA5340-6EC31-0AA0	3VA5340-7EC31-0AA0
TM240 ATAM			
200	3VA5320-5EF31-0AA0	3VA5320-6EF31-0AA0	3VA5320-7EF31-0AA0
225	3VA5322-5EF31-0AA0	3VA5322-6EF31-0AA0	3VA5322-7EF31-0AA0
250	3VA5325-5EF31-0AA0	3VA5325-6EF31-0AA0	3VA5325-7EF31-0AA0
300	3VA5330-5EF31-0AA0	3VA5330-6EF31-0AA0	3VA5330-7EF31-0AA0
350	3VA5335-5EF31-0AA0	3VA5335-6EF31-0AA0	3VA5335-7EF31-0AA0
400	3VA5340-5EF31-0AA0	3VA5340-6EF31-0AA0	3VA5340-7EF31-0AA0

Trip Settings for 3VA53

TM230 - FTAM

I _n (Amp)	I _r (Amp)	I _i (Amp)					
200	200	1000	1200	1400	1600	1800	2000
225	225	1125	1350	1575	1800	2025	2250
250	250	1250	1500	1750	2000	2250	2500
300	300	1500	1800	2100	2400	2700	3000
350	350	1750	2100	2450	2800	3150	3500
400	400	2000	2400	2800	3200	3600	4000

TM240 - ATAM

I _n (Amp)	I _r (Amp) 90%	I _r (Amp) 80%	I _i (Amp)					
200	180	160	1000	1200	1400	1600	1800	2000
225	203	180	1125	1350	1575	1800	2025	2250
250	225	200	1250	1500	1750	2000	2250	2500
300	270	240	1500	1800	2100	2400	2700	3000
350	315	280	1750	2100	2450	2800	3150	3500
400	360	320	2000	2400	2800	3200	3600	4000

[Ⓞ] Available with NAVAL/50C ratings.



3VA53 400A 3-Pole

Ordering Information

The catalog numbers listed here are for complete, non-interchangeable trip circuit breakers without lugs.

For factory installed nut keepers (3VA94730QA00), change the 12th digit of the catalog number to "2" (required to install a breaker in a panelboard or switchboard that has a provision). (For example, a 35KA @480VAC, 400A, 3-pole, 3VA53 with nut keepers would be catalog number 3VA5340-5EC32-0AA0).

For factory installed standard line and load lugs, change the 12th digit to "6" (standard lugs are identified in the lug table and footnotes in this section of the SpeedFAX). (For example, a 35KA @480VAC, 400A, 3-pole, 3VA53 with lugs would be catalog number 3VA5340-5EC36-0AA0). Alternate connectors can be ordered separately for field installation.

Note: Factory installed nut keepers and lugs are only available for 3 Pole breakers.

For NAVAL-rated thermal-magnetic trip circuit breakers, change the 13th digit of the catalog number to the number "1". (For example, a 35KA @480VAC, 400A, 3-pole, NAVAL rated 3VA53 would be catalog number 3VA5340-5EC31-1AA0)

3VA53 are available with 100% ratings. For 100% rated thermal-magnetic trip circuit breakers, change the 13th digit of the catalog number to the number "2". (For example, a 35KA @480VAC, 400A, 3-pole, 100% rated 3VA53 would be catalog number 3VA5340-5EC31-2AA0). Requires the use of rated lugs — see lug table below.

All 3VA53 thermal-magnetic trip circuit breakers are UL listed for reverse feed applications.

3VA Molded Case Circuit Breakers

3VA53 400A Thermal-magnetic Trip Circuit Breakers

Selection

3VA53 400A Frame, 4-Pole Frame, Thermal-Magnetic Trip Unit

Cont. Ampere Rating	M-Interrupting Class (MJAS)	H-Interrupting Class (HJAS)	C-Interrupting Class (CJAS)
	Catalog Number	Catalog Number	Catalog Number
TM230 FTAM Unprotected Neutral			
200	3VA5320-5EC41-0AA0	3VA5320-6EC41-0AA0	3VA5320-7EC41-0AA0
225	3VA5322-5EC41-0AA0	3VA5322-6EC41-0AA0	3VA5322-7EC41-0AA0
250	3VA5325-5EC41-0AA0	3VA5325-6EC41-0AA0	3VA5325-7EC41-0AA0
300	3VA5330-5EC41-0AA0	3VA5330-6EC41-0AA0	3VA5330-7EC41-0AA0
350	3VA5335-5EC41-0AA0	3VA5335-6EC41-0AA0	3VA5335-7EC41-0AA0
400	3VA5340-5EC41-0AA0	3VA5340-6EC41-0AA0	3VA5340-7EC41-0AA0
TM240 ATAM Unprotected Neutral			
200	3VA5320-5EF41-0AA0	3VA5320-6EF41-0AA0	3VA5320-7EF41-0AA0
225	3VA5322-5EF41-0AA0	3VA5322-6EF41-0AA0	3VA5322-7EF41-0AA0
250	3VA5325-5EF41-0AA0	3VA5325-6EF41-0AA0	3VA5325-7EF41-0AA0
300	3VA5330-5EF41-0AA0	3VA5330-6EF41-0AA0	3VA5330-7EF41-0AA0
350	3VA5335-5EF41-0AA0	3VA5335-6EF41-0AA0	3VA5335-7EF41-0AA0
400	3VA5340-5EF41-0AA0	3VA5340-6EF41-0AA0	3VA5340-7EF41-0AA0
TM230 FTAM 100% Neutral			
200	3VA5320-5GC41-0AA0	3VA5320-6GC41-0AA0	3VA5320-7GC41-0AA0
225	3VA5322-5GC41-0AA0	3VA5322-6GC41-0AA0	3VA5322-7GC41-0AA0
250	3VA5325-5GC41-0AA0	3VA5325-6GC41-0AA0	3VA5325-7GC41-0AA0
300	3VA5330-5GC41-0AA0	3VA5330-6GC41-0AA0	3VA5330-7GC41-0AA0
350	3VA5335-5GC41-0AA0	3VA5335-6GC41-0AA0	3VA5335-7GC41-0AA0
400	3VA5340-5GC41-0AA0	3VA5340-6GC41-0AA0	3VA5340-7GC41-0AA0
TM240 ATAM 100% Neutral			
200	3VA5320-5GF41-0AA0	3VA5320-6GF41-0AA0	3VA5320-7GF41-0AA0
225	3VA5322-5GF41-0AA0	3VA5322-6GF41-0AA0	3VA5322-7GF41-0AA0
250	3VA5325-5GF41-0AA0	3VA5325-6GF41-0AA0	3VA5325-7GF41-0AA0
300	3VA5330-5GF41-0AA0	3VA5330-6GF41-0AA0	3VA5330-7GF41-0AA0
350	3VA5335-5GF41-0AA0	3VA5335-6GF41-0AA0	3VA5335-7GF41-0AA0
400	3VA5340-5GF41-0AA0	3VA5340-6GF41-0AA0	3VA5340-7GF41-0AA0



3VA53 400A 4-Pole

Internal accessories		3VA5 400/600 A 3 & 4-pole															
Optional equipment		Slot No.:															
		25 24 23 22 21 11 12 13 14 15															
Auxiliary switch	Type																
Auxiliary switch	AUX_HQ	x	x	x	x	x						x	x	x	x	x	x
	AUX_HQ_el	x	x	x	x	x						x	x	x	x	x	x
	AUX_HP											x	x				
Leading changeover switch	LCS_HQ																x
	LCS_HQ_el																x
Alarm switch	LCS_HP																x
	Type																
Trip alarm switch	TAS_HQ																x
	TAS_HQ_el																x
	TAS_HP																x
Auxiliary release	Type																
Shunt trip flexible	STF																x
	STL																x
Undervoltage release	UNI																x
	UNI																x
Other	Type																
Cylinder lock (type Ronis)																	x

Dimensions

Shipping Weight

Breaker	Poles	W in. (mm)	H in. (mm)	D in. (mm)	lbs.	kg
3VA53	3	5.4 (137)	9.8 (249)	5.4 (137)	11.5	5.2
3VA53	4	7.2 (183)	9.8 (249)	5.4 (137)	15.0	6.8

Interrupting Ratings for 3VA53

Interrupting Class	Breaker Type	RMS Symmetrical Amperes (kA)									
		Volts AC (50/60 Hz)					Volts DC				
		240	480Y/277V	480	600Y/347V	600	250 (2P)	600 (3P)	750 (3P)	750 (4P)	1000 (4P)
M	MJAS	85	35	35	18	18	50	50	10	50	10
H	HJAS	100	65	65	25	25	85	85	10	85	10
C	CJAS	200	100	100	35	35	100	100	10	100	10

7 MOLDED CASE CIRCUIT BREAKERS

3VA Molded Case Circuit Breakers

3VA63 400A Electronic Trip Circuit Breakers

Selection



3VA63 400A 3-Pole

Ordering Information

The catalog numbers listed here are for complete, non-interchangeable trip circuit breakers without lugs.

For factory installed nut keepers (3VA94730QA00), change the 12th digit of the catalog number to "2" (required to install a breaker in a panelboard or switchboard that has a provision). (For example, a 35KA @480VAC, 400A, 3-pole, 3VA63 with nut keepers would be catalog number 3VA6340-5HL3**2**-0AA0).

For factory installed standard line and load lugs, change the 12th digit to "6" (standard lugs are identified in the lug table and footnotes in this section of the SpeedFax). (For example, a 35KA @480VAC, 400A, 3-pole, 3VA63 with lugs would be catalog number 3VA6340-5HL3**6**-0AA0). Alternate connectors can be ordered separately for field installation.

Note: Factory installed nut keepers and lugs are only available for 3 Pole breakers.

3VA63 electronic trip circuit breakers are available with 100% ratings (up to 250A only in this frame – 400A with 100% ratings can be purchased in the 600A frame). For 100% rated electronic trip circuit breakers, change the 13th digit of the catalog number to the number "2". (For example, a 35KA @480VAC, 250A, 3-pole, 100% rated 3VA63 would be catalog number 3VA6325-5HL31-**2**AA0). Requires the use of rated lugs — see lug table below.

Note: 100% option not available for E-interrupting class breakers.

All 3VA6 circuit breakers are certified to UL 489 Supplement SB, are marked "Naval", and are suitable for use at 50C.

All 3VA63 electronic trip circuit breakers are UL listed for reverse feed applications.

3VA63 400A Frame 3-Pole Electronic Trip Unit

Continuous Ampere	M-Interrupting Class (MJAE)	H-Interrupting Class (HJAE)	C-Interrupting Class (CJAE)	L-Interrupting Class (LJAE)	E-Interrupting Class (EJAE)
	Catalog Number	Catalog Number	Catalog Number	Catalog Number	Catalog Number
ETU320 LI with dials					
250	3VA6325-5HL31-0AA0	3VA6325-6HL31-0AA0	3VA6325-7HL31-0AA0	3VA6325-8HL31-0AA0	3VA6325-0HL31-0AA0
400	3VA6340-5HL31-0AA0	3VA6340-6HL31-0AA0	3VA6340-7HL31-0AA0	3VA6340-8HL31-0AA0	3VA6340-0HL31-0AA0
ETU330 LIG with dials					
250	3VA6325-5HM31-0AA0	3VA6325-6HM31-0AA0	3VA6325-7HM31-0AA0	3VA6325-8HM31-0AA0	3VA6325-0HM31-0AA0
400	3VA6340-5HM31-0AA0	3VA6340-6HM31-0AA0	3VA6340-7HM31-0AA0	3VA6340-8HM31-0AA0	3VA6340-0HM31-0AA0
ETU350 LSI with dials					
250	3VA6325-5HN31-0AA0	3VA6325-6HN31-0AA0	3VA6325-7HN31-0AA0	3VA6325-8HN31-0AA0	3VA6325-0HN31-0AA0
400	3VA6340-5HN31-0AA0	3VA6340-6HN31-0AA0	3VA6340-7HN31-0AA0	3VA6340-8HN31-0AA0	3VA6340-0HN31-0AA0
ETU550 LSI with LCD					
250	3VA6325-5JP31-0AA0	3VA6325-6JP31-0AA0	3VA6325-7JP31-0AA0	3VA6325-8JP31-0AA0	—
400	3VA6340-5JP31-0AA0	3VA6340-6JP31-0AA0	3VA6340-7JP31-0AA0	3VA6340-8JP31-0AA0	—
ETU556 LSI(G Alarm) with LCD					
250	3VA6325-5JT31-0AA0	3VA6325-6JT31-0AA0	3VA6325-7JT31-0AA0	3VA6325-8JT31-0AA0	—
400	3VA6340-5JT31-0AA0	3VA6340-6JT31-0AA0	3VA6340-7JT31-0AA0	3VA6340-8JT31-0AA0	—
ETU560 LSI(G) with LCD					
250	3VA6325-5JQ31-0AA0	3VA6325-6JQ31-0AA0	3VA6325-7JQ31-0AA0	3VA6325-8JQ31-0AA0	—
400	3VA6340-5JQ31-0AA0	3VA6340-6JQ31-0AA0	3VA6340-7JQ31-0AA0	3VA6340-8JQ31-0AA0	—
ETU820 LI with LCD and Metering					
250	3VA6325-5KL31-0AA0	3VA6325-6KL31-0AA0	3VA6325-7KL31-0AA0	3VA6325-8KL31-0AA0	—
400	3VA6340-5KL31-0AA0	3VA6340-6KL31-0AA0	3VA6340-7KL31-0AA0	3VA6340-8KL31-0AA0	—
ETU830 LIG with LCD and Metering					
250	3VA6325-5KM31-0AA0	3VA6325-6KM31-0AA0	3VA6325-7KM31-0AA0	3VA6325-8KM31-0AA0	—
400	3VA6340-5KM31-0AA0	3VA6340-6KM31-0AA0	3VA6340-7KM31-0AA0	3VA6340-8KM31-0AA0	—
ETU850 LSI with LCD and Metering					
250	3VA6325-5KP31-0AA0	3VA6325-6KP31-0AA0	3VA6325-7KP31-0AA0	3VA6325-8KP31-0AA0	—
400	3VA6340-5KP31-0AA0	3VA6340-6KP31-0AA0	3VA6340-7KP31-0AA0	3VA6340-8KP31-0AA0	—
ETU856 LSI(G Alarm) with LCD and Metering					
250	3VA6325-5KT31-0AA0	3VA6325-6KT31-0AA0	3VA6325-7KT31-0AA0	3VA6325-8KT31-0AA0	3VA6325-0KT31-0AA0
400	3VA6340-5KT31-0AA0	3VA6340-6KT31-0AA0	3VA6340-7KT31-0AA0	3VA6340-8KT31-0AA0	3VA6340-0KT31-0AA0
ETU860 LSI(G) with LCD and Metering					
250	3VA6325-5KQ31-0AA0	3VA6325-6KQ31-0AA0	3VA6325-7KQ31-0AA0	3VA6325-8KQ31-0AA0	3VA6325-0KQ31-0AA0
400	3VA6340-5KQ31-0AA0	3VA6340-6KQ31-0AA0	3VA6340-7KQ31-0AA0	3VA6340-8KQ31-0AA0	3VA6340-0KQ31-0AA0

3VA Molded Case Circuit Breakers

3VA63 400A Electronic Trip Circuit Breakers

Selection



3VA63 400A 4-Pole

Interrupting Ratings for 3VA63

Interrupting Class	Breaker Type	RMS Symmetrical Amperes (kA)				
		Volts AC (50/60 Hz)				
		240	480Y/277V	480	600Y/347V	600
M	MJAE	100	35	35	18	18
H	HJAE	100	65	65	22	22
C	CJAE	200	100	100	35	35
L	LJAE	200	150	150	50	50
E	EJAE	—	200	200	100	100

Dimensions

Breaker	Poles	W in. (mm)	H in. (mm)	D in. (mm)	lbs.	kg
3VA63	3	5.4 (137)	9.8 (249)	5.4 (137)	11.0	5.2
3VA63	4	7.2 (183)	9.8 (249)	5.4 (137)	15.0	6.8

Shipping Weight

3VA63 400A Frame 4-Pole Electronic Trip Unit

Continuous Ampere	M-Interrupting Class (MJAE)	H-Interrupting Class (HJAE)	C-Interrupting Class (CJAE)	L-Interrupting Class (LJAE)	E-Interrupting Class (EJAE)
	Catalog Number	Catalog Number	Catalog Number	Catalog Number	Catalog Number
ETU320 LI with dials					
250	3VA6325-5HL41-0AA0	3VA6325-6HL41-0AA0	3VA6325-7HL41-0AA0	3VA6325-8HL41-0AA0	3VA6325-0HL31-0AA0
400	3VA6340-5HL41-0AA0	3VA6340-6HL41-0AA0	3VA6340-7HL41-0AA0	3VA6340-8HL41-0AA0	3VA6340-0HL31-0AA0
ETU330 LIG with dials					
250	3VA6325-5HM41-0AA0	3VA6325-6HM41-0AA0	3VA6325-7HM41-0AA0	3VA6325-8HM41-0AA0	3VA6325-0HM31-0AA0
400	3VA6340-5HM41-0AA0	3VA6340-6HM41-0AA0	3VA6340-7HM41-0AA0	3VA6340-8HM41-0AA0	3VA6340-0HM31-0AA0
ETU350 LSI with dials					
250	3VA6325-5HN41-0AA0	3VA6325-6HN41-0AA0	3VA6325-7HN41-0AA0	3VA6325-8HN41-0AA0	3VA6325-0HN31-0AA0
400	3VA6340-5HN41-0AA0	3VA6340-6HN41-0AA0	3VA6340-7HN41-0AA0	3VA6340-8HN41-0AA0	3VA6340-0HN31-0AA0
ETU550 LSI with LCD					
250	3VA6325-5JP41-0AA0	3VA6325-6JP41-0AA0	3VA6325-7JP41-0AA0	3VA6325-8JP41-0AA0	—
400	3VA6340-5JP41-0AA0	3VA6340-6JP41-0AA0	3VA6340-7JP41-0AA0	3VA6340-8JP41-0AA0	—
ETU556 LSI(G Alarm) with LCD					
250	3VA6325-5JT41-0AA0	3VA6325-6JT41-0AA0	3VA6325-7JT41-0AA0	3VA6325-8JT41-0AA0	—
400	3VA6340-5JT41-0AA0	3VA6340-6JT41-0AA0	3VA6340-7JT41-0AA0	3VA6340-8JT41-0AA0	—
ETU560 LSIG with LCD					
250	3VA6325-5JQ41-0AA0	3VA6325-6JQ41-0AA0	3VA6325-7JQ41-0AA0	3VA6325-8JQ41-0AA0	—
400	3VA6340-5JQ41-0AA0	3VA6340-6JQ41-0AA0	3VA6340-7JQ41-0AA0	3VA6340-8JQ41-0AA0	—
ETU820 LI with LCD and Metering					
250	3VA6325-5KL41-0AA0	3VA6325-6KL41-0AA0	3VA6325-7KL41-0AA0	3VA6325-8KL41-0AA0	—
400	3VA6340-5KL41-0AA0	3VA6340-6KL41-0AA0	3VA6340-7KL41-0AA0	3VA6340-8KL41-0AA0	—
ETU830 LIG with LCD and Metering					
250	3VA6325-5KM41-0AA0	3VA6325-6KM41-0AA0	3VA6325-7KM41-0AA0	3VA6325-8KM41-0AA0	—
400	3VA6340-5KM41-0AA0	3VA6340-6KM41-0AA0	3VA6340-7KM41-0AA0	3VA6340-8KM41-0AA0	—
ETU850 LSI with LCD and Metering					
250	3VA6325-5KP41-0AA0	3VA6325-6KP41-0AA0	3VA6325-7KP41-0AA0	3VA6325-8KP41-0AA0	—
400	3VA6340-5KP41-0AA0	3VA6340-6KP41-0AA0	3VA6340-7KP41-0AA0	3VA6340-8KP41-0AA0	—
ETU856 LSI(G Alarm) with LCD and Metering					
250	3VA6325-5KT41-0AA0	3VA6325-6KT41-0AA0	3VA6325-7KT41-0AA0	3VA6325-8KT41-0AA0	3VA6325-0KT31-0AA0
400	3VA6340-5KT41-0AA0	3VA6340-6KT41-0AA0	3VA6340-7KT41-0AA0	3VA6340-8KT41-0AA0	3VA6340-0KT31-0AA0
ETU860 LSIG with LCD and Metering					
250	3VA6325-5KQ41-0AA0	3VA6325-6KQ41-0AA0	3VA6325-7KQ41-0AA0	3VA6325-8KQ41-0AA0	3VA6325-0KQ31-0AA0
400	3VA6340-5KQ41-0AA0	3VA6340-6KQ41-0AA0	3VA6340-7KQ41-0AA0	3VA6340-8KQ41-0AA0	3VA6340-0KQ31-0AA0

7 MOLDED CASE CIRCUIT BREAKERS

3VA Molded Case Circuit Breakers

3VA63 400A Electronic Trip Circuit Breakers

Technical information

Connections for 75C wire for 3VA53 and 3VA63

Type	Minimum cable size	Maximum cable size	Part Number (kit of 3 lugs)	Part Number (kit of 4 lugs)
Steel wrap around (Cu cable only) single cable lugs	1/0	500 kcmil	3VA9473-0JA13 ^①	3VA9474-0JA13 ^①
Steel wrap around (Cu cable only) single cable lugs with control wire tap	1/0	500 kcmil	3VA9473-0JH13 ^①	3VA9474-0JH13 ^①
Aluminum body lug (Cu/Al cable) single cable lugs	AWG 1	600 kcmil	3VA9373-0JB13 ^{①⑤}	3VA9374-0JB13 ^{①⑤}
Aluminum body lug with control wire tap (Cu/Al cable) single cable lugs	AWG 1	600 kcmil	3VA9373-0JG13 ^①	3VA9374-0JG13 ^①
Copper body lug (Cu cable only) single cable lugs	AWG 1	600 kcmil	3VA9373-0JD13 ^{①③}	3VA9374-0JD13 ^{①③}
Copper body lug (Cu cable only) with control wire tap single cable lugs	AWG 1	600 kcmil	3VA9373-0JK13 ^{①③}	3VA9374-0JK13 ^{①③}
Aluminum body lug, 2 cables (Cu/Al cable) with 1 extended terminal cover	2/0	600 kcmil	3VA9473-0JJ23 ^{①②}	3VA9474-0JJ23 ^{①②}
Aluminum body lug, 2 cables (Cu/Al cable) with 1 intermediate terminal cover	250 kcmil or 2x 250 kcmil	750 kcmil	3VA9373-0JJ24 ^{①③}	3VA9374-0JJ24 ^{①③}
Aluminum body lug, 2 cables (Cu/Al cable) with control wire tap and 1 extended terminal cover	2/0	600 kcmil	3VA9473-0JC23 ^{①②}	3VA9474-0JC23 ^{①②}
Aluminum body lug, 2 cables (Cu/Al cable) with control wire tap and 1 intermediate terminal cover	250 kcmil or 2x 250 kcmil	750 kcmil	3VA9373-0JC24 ^{①③}	3VA9374-0JC24 ^{①③}
Distribution lug, 6 Cables (Cu/Al cable) with 1 extended terminal cover	AWG 14	2 AWG	3VA9373-0JF60 ^①	3VA9374-0JF60 ^①
Copper body lug, 2 cables (Cu cable only) with 1 extended terminal cover	2/0	600 kcmil	3VA9473-0JE23 ^{①④}	3VA9474-0JE23 ^{①④}
Copper body lug, 2 cables (Cu cable only) with control wire tap and 1 extended terminal cover	2/0	600 kcmil	3VA9473-0JL23 ^{①④}	3VA9474-0JL23 ^{①④}

- ① 3VA63 Meets requirements for 100% rated breakers up to 250A.
- ② 3VA53 Meets requirements for 100% rated breakers up to 300A.
- ③ 3VA53 Meets requirements for 100% rated breakers up to 400A, requires the use of 90 degree wire, size to 75 degree ampacity.
- ④ 3VA53 Meets requirements for 100% rated breakers up to 350A, requires the use of 90 degree wire, size to 75 degree ampacity.
- ⑤ Standard lug installed at the factory when breaker ordered with a "6" in the 12th position.

Internal accessories Optional equipment	Slot No.:	3VA5 & 3VA6 400/600 A 3-pole													3VA5 & 3VA6 400/600 A 4-pole												
		25	24	23	22	21	11	12	13	14	15	35	34	33	32	31	25	24	23	22	21	11	12	13	14	15	
Auxiliary switch	Type																										
Auxiliary switch	AUX_HQ	x x x x x x x x x x x x x x													x x x x x x x x x x x x x x												
	AUX_HQ_el	x x x x x x x x x x x x x x													x x x x x x x x x x x x x x												
	AUX_HP	x x x x x x x x x x x x x x													x x x x x x x x x x x x x x												
Leading changeover switch	LCS_HQ	x x x x x x x x x x x x x x													x x x x x x x x x x x x x x												
	LCS_HQ_el	x x x x x x x x x x x x x x													x x x x x x x x x x x x x x												
	LCS_HP	x x x x x x x x x x x x x x													x x x x x x x x x x x x x x												
Alarm switch	Type																										
Trip alarm switch	TAS_HQ	x x x x x x x x x x x x x x													x x x x x x x x x x x x x x												
	TAS_HQ_el	x x x x x x x x x x x x x x													x x x x x x x x x x x x x x												
	TAS_HP	x x x x x x x x x x x x x x													x x x x x x x x x x x x x x												
Electrical alarm switch ^⑥	EAS_HQ	x x x x x x x x x x x x x x													x x x x x x x x x x x x x x												
	EAS_HQ_el	x x x x x x x x x x x x x x													x x x x x x x x x x x x x x												
Auxiliary release	Type																										
Shunt trip flexible	STF	x x x x x x x x x x x x x x													x x x x x x x x x x x x x x												
Shunt trip left	STL	x x x x x x x x x x x x x x													x x x x x x x x x x x x x x												
Undervoltage release	UVR	x x x x x x x x x x x x x x													x x x x x x x x x x x x x x												
Universal release	UNI	x x x x x x x x x x x x x x													x x x x x x x x x x x x x x												
ETU/communication ^⑥	Type																										
Communication module	COM060	x x x x x x x x x x x x x x													x x x x x x x x x x x x x x												
24 V module		x x x x x x x x x x x x x x													x x x x x x x x x x x x x x												
Other																											
Cylinder lock (type Ronis)		x x x x x x x x x x x x x x													x x x x x x x x x x x x x x												

Enclosures for 3VA53 and 3VA63 (3-pole only)

NEMA Type	Catalog Number
1 Surface	3VAE6001S
1 Flush	3VAE6001F
3R	3VAE6003R
12	3VAE60012
4X (304)	3VAE6004X
4X (316)	3VAE6004X316
Neutral	HN656ACB
200% Neutral	HN678ACB

Trip Settings for 3VA63

ETU320-LI, ETU330-LIG, ETU350-LSI

Continuous Amperage	LI, LIG, LSI			LSI		LIG	LI, LIG, LSI 4P only	
	I _n (Amp)	I _r (Amp) (L)	t _{td} (sec) (L)	I _i (Amp) (I) ^⑦	I _{sd} = xI _r (Amp) (S)		t _{sd} (sec) (S)	I _N =xI _r (Amp)
250	100 - 250	0.5 - 17	375-3000	1.5 - 10	0.08 - 0.4	50 - 250	0.5 - 1 / OFF	
400	150 - 400	0.5 - 17	600-4000	1.5 - 10		80 - 400	0.5 - 1 / OFF	

⑦ I_i for ETU350 is fixed at the maximum level shown in table.

ETU550-LSI, ETU556 LSI(A), ETU560-LSIG, ETU820-LI, ETU830-LIG, ETU850-LSI, ETU856 LSI(A), ETU860-LSIG

Continuous Amperage	LI, LIG, LSI, LSIG, LSI(G)			LSI, LSIG, LSI(G)		LIG, LSIG, LSI(G)		LSI 3P with External CT	LI, LIG, LSI, LSIG, LSI(G) 4P only
	I _n (Amp)	I _r (Amp) (L) ^⑧	t _{td} (sec) (L)	I _i (Amp) (I)	I _{sd} (Amp) (S)	t _{sd} (sec) (S)	I _g (Amp) (G)		
250	100 - 250	0.5 - 25	375-3000	150 - 2500	0.05 - 0.5	50 - 250	0.05 - 0.8	50 - 400 / OFF	50 - 400 / OFF
400	150 - 400	0.5 - 17	600-4000	240 - 4000		80 - 400		80 - 640 / OFF	80 - 400 / OFF

⑧ Adjustable in steps of 1A.

For specific trip settings refer to the Electronic Trip Unit section of the 3VA Systems Manual,

which can be found in the document download center at https://digitalcontentcenter.compas.siemens-info.com/SIE_IM_3VA6_Systems_Manual.pdf

3VA Molded Case Circuit Breakers

3VA54 600A Thermal-magnetic Trip Circuit Breakers

Selection

3VA54 600A, 2-Pole in 3-Pole Frame, Thermal-Magnetic Trip Unit

Cont. Ampere Rating	M-Interrupting Class (MLAS)	H-Interrupting Class (HLAS)	C-Interrupting Class (CLAS)
	Catalog Number	Catalog Number	Catalog Number
TM230 FTAM			
450	3VA5445-5EC61-0AA0	3VA5445-6EC61-0AA0	3VA5445-7EC61-0AA0
500	3VA5450-5EC61-0AA0	3VA5450-6EC61-0AA0	3VA5450-7EC61-0AA0
600	3VA5460-5EC61-0AA0	3VA5460-6EC61-0AA0	3VA5460-7EC61-0AA0

3VA54 600A Frame, 3-Pole Frame, Thermal-Magnetic Trip Unit

Cont. Ampere Rating	M-Interrupting Class (MLAS)	H-Interrupting Class (HLAS)	C-Interrupting Class (CLAS)
	Catalog Number	Catalog Number	Catalog Number
TM230 FTAM[Ⓞ]			
450	3VA5445-5EC31-0AA0	3VA5445-6EC31-0AA0	3VA5445-7EC31-0AA0
500	3VA5450-5EC31-0AA0	3VA5450-6EC31-0AA0	3VA5450-7EC31-0AA0
600	3VA5460-5EC31-0AA0	3VA5460-6EC31-0AA0	3VA5460-7EC31-0AA0

Cont. Ampere Rating	M-Interrupting Class (MLAS)	H-Interrupting Class (HLAS)	C-Interrupting Class (CLAS)
	Catalog Number	Catalog Number	Catalog Number
TM240 ATAM			
450	3VA5445-5EF31-0AA0	3VA5445-6EF31-0AA0	3VA5445-7EF31-0AA0
500	3VA5450-5EF31-0AA0	3VA5450-6EF31-0AA0	3VA5450-7EF31-0AA0
600	3VA5460-5EF31-0AA0	3VA5460-6EF31-0AA0	3VA5460-7EF31-0AA0

3VA54 600A Frame, 4-Pole Frame, Thermal-Magnetic Trip Unit

Cont. Ampere Rating	M-Interrupting Class (MLAS)	H-Interrupting Class (HLAS)	C-Interrupting Class (CLAS)
	Catalog Number	Catalog Number	Catalog Number
TM230 FTAM Unprotected Neutral			
450	3VA5445-5EC41-0AA0	3VA5445-6EC41-0AA0	3VA5445-7EC41-0AA0
500	3VA5450-5EC41-0AA0	3VA5450-6EC41-0AA0	3VA5450-7EC41-0AA0
600	3VA5460-5EC41-0AA0	3VA5460-6EC41-0AA0	3VA5460-7EC41-0AA0

Cont. Ampere Rating	M-Interrupting Class (MLAS)	H-Interrupting Class (HLAS)	C-Interrupting Class (CLAS)
	Catalog Number	Catalog Number	Catalog Number
TM240 ATAM Unprotected Neutral			
450	3VA5445-5EF41-0AA0	3VA5445-6EF41-0AA0	3VA5445-7EF41-0AA0
500	3VA5450-5EF41-0AA0	3VA5450-6EF41-0AA0	3VA5450-7EF41-0AA0
600	3VA5460-5EF41-0AA0	3VA5460-6EF41-0AA0	3VA5460-7EF41-0AA0

Cont. Ampere Rating	M-Interrupting Class (MLAS)	H-Interrupting Class (HLAS)	C-Interrupting Class (CLAS)
	Catalog Number	Catalog Number	Catalog Number
TM230 FTAM 100% Neutral			
450	3VA5445-5GC41-0AA0	3VA5445-6GC41-0AA0	3VA5445-7GC41-0AA0
500	3VA5450-5GC41-0AA0	3VA5450-6GC41-0AA0	3VA5450-7GC41-0AA0
600	3VA5460-5GC41-0AA0	3VA5460-6GC41-0AA0	3VA5460-7GC41-0AA0

Cont. Ampere Rating	M-Interrupting Class (MLAS)	H-Interrupting Class (HLAS)	C-Interrupting Class (CLAS)
	Catalog Number	Catalog Number	Catalog Number
TM240 ATAM 100% Neutral			
450	3VA5445-5GF41-0AA0	3VA5445-6GF41-0AA0	3VA5445-7GF41-0AA0
500	3VA5450-5GF41-0AA0	3VA5450-6GF41-0AA0	3VA5450-7GF41-0AA0
600	3VA5460-5GF41-0AA0	3VA5460-6GF41-0AA0	3VA5460-7GF41-0AA0

Dimensions

Breaker	Poles	W in. (mm)	H in. (mm)	D in. (mm)	lbs.	kg
3VA54	3	5.4 (137)	9.8 (249)	5.4 (137)	11.5	5.2
3VA54	4	7.2 (183)	9.8 (249)	5.4 (137)	15.0	6.8

Shipping Weight

Interrupting Ratings for 3VA54

Interrupting Class	Breaker Type	RMS Symmetrical Amperes (kA)									
		Volts AC (50/60 Hz)					Volts DC				
		240	480Y/277V	480	600Y/347V	600	250 (2P)	600 (3P)	750 (3P)	750 (4P)	1000 (4P)
M	MLAS	85	35	35	18	18	50	50	10	50	10
H	HLAS	100	65	65	25	25	85	85	10	85	10
C	CLAS	200	100	100	35	35	100	100	10	100	10

Trip Settings for 3VA54

TM230 - FTAM

I _n (A)	I _r (A)	I _i (A)					
450	450	2250	2700	3150	3600	4050	4500
500	500	2500	3000	3500	4000	4500	5000
600	600	3000	3600	4200	4800	5400	6000

TM240 - ATAM

I _n (A)	I _r (A)	I _r (A) 90%	I _r (A) 80%	I _i (A)				
450	405	360	2250	2700	3150	3600	4050	4500
500	450	400	2500	3000	3500	4000	4500	5000
600	540	480	3000	3600	4200	4800	5400	6000

Ⓞ Available with NAVAL/50C ratings.



3VA54 600A 3-Pole

3VA54 600A 4-Pole

Ordering Information

The catalog numbers listed here are for complete, non-interchangeable trip circuit breakers without lugs.

For factory installed nut keepers (3VA94730QA00), change the 12th digit of the catalog number to "2" (required to install a breaker in a panelboard or switchboard that has a provision). (For example, a 35KA @480VAC, 600A, 3-pole, 3VA54 with nut keepers would be catalog number 3VA5460-5EC32-0AA0).

For factory installed standard line and load lugs, change the 12th digit to "6" (standard lugs are identified in the lug table and footnotes in this section of the SpeedFax). (For example, a 35KA @480VAC, 600A, 3-pole, 3VA54 with lugs would be catalog number 3VA5460-5EC36-0AA0). Alternate connectors can be ordered separately for field installation.

Note: Factory installed nut keepers and lugs are only available for 3 Pole breakers.

For NAVAL-rated thermal-magnetic trip circuit breakers, change the 13th digit of the catalog number to the number "1". (For example, a 35KA @480VAC, 600A, 3-pole, NAVAL rated 3VA54 would be catalog number 3VA5460-5EC31-1AA0)

All 3VA54 thermal-magnetic trip circuit breakers are UL listed for reverse feed applications.

7 MOLDED CASE CIRCUIT BREAKERS

3VA Molded Case Circuit Breakers

3VA64 600A Electronic Trip Circuit Breakers

Selection



3VA64 600A 3-Pole

Ordering Information

The catalog numbers listed here are for complete, non-interchangeable trip circuit breakers without lugs.

For factory installed nut keepers (3VA94730QA00), change the 12th digit of the catalog number to "2" (required to install a breaker in a panelboard or switchboard that has a provision). (For example, a 35KA @480VAC, 600A, 3-pole, 3VA64 with nut keepers would be catalog number 3VA6460-5HL32-0AA0).

For factory installed standard line and load lugs, change the 12th digit to "6" (standard lugs are identified in the lug table and footnotes in this section of the SpeedFax). (For example, a 35KA @480VAC, 600A, 3-pole, 3VA64 with lugs would be catalog number 3VA6460-5HL36-0AA0). Alternate connectors can be ordered separately for field installation.

Note: Factory installed nut keepers and lugs are only available for 3 Pole breakers.

3VA64 electronic trip circuit breakers are available with 100% ratings (up to 400A only in this frame – 600A with 100% ratings can be purchased in the 800A frame). For 100% rated electronic trip circuit breakers, change the 13th digit of the catalog number to the number "2". (For example, a 35KA @480VAC, 400A, 3-pole, 100% rated 3VA64 would be catalog number 3VA6440-5HL31-2AA0). Requires the use of rated lugs — see lug table below.

Note: 100% option not available for E-interrupting class breakers.

All 3VA6 circuit breakers are certified to UL 489 Supplement SB, are marked "Naval", and are suitable for use at 50C.

All 3VA64 electronic trip circuit breakers are UL listed for reverse feed applications.

3VA64 600A Frame 3-Pole Electronic Trip Unit

Continuous Ampere	M-Interrupting Class (MLAE)	H-Interrupting Class (HLAE)	C-Interrupting Class (CLAE)	L-Interrupting Class (LLAE)	E-Interrupting Class (ELAE)
	Catalog Number	Catalog Number	Catalog Number	Catalog Number	Catalog Number
ETU320 LI with dials					
400	3VA6440-5HL31-0AA0	3VA6440-6HL31-0AA0	3VA6440-7HL31-0AA0	3VA6440-8HL31-0AA0	—
600	3VA6460-5HL31-0AA0	3VA6460-6HL31-0AA0	3VA6460-7HL31-0AA0	3VA6460-8HL31-0AA0	3VA6460-0HL31-0AA0
ETU330 LIG with dials					
400	3VA6440-5HM31-0AA0	3VA6440-6HM31-0AA0	3VA6440-7HM31-0AA0	3VA6440-8HM31-0AA0	—
600	3VA6460-5HM31-0AA0	3VA6460-6HM31-0AA0	3VA6460-7HM31-0AA0	3VA6460-8HM31-0AA0	3VA6460-0HM31-0AA0
ETU350 LSI with dials					
400	3VA6440-5HN31-0AA0	3VA6440-6HN31-0AA0	3VA6440-7HN31-0AA0	3VA6440-8HN31-0AA0	—
600	3VA6460-5HN31-0AA0	3VA6460-6HN31-0AA0	3VA6460-7HN31-0AA0	3VA6460-8HN31-0AA0	3VA6460-0HN31-0AA0
ETU550 LSI with LCD					
400	3VA6440-5JP31-0AA0	3VA6440-6JP31-0AA0	3VA6440-7JP31-0AA0	3VA6440-8JP31-0AA0	—
600	3VA6460-5JP31-0AA0	3VA6460-6JP31-0AA0	3VA6460-7JP31-0AA0	3VA6460-8JP31-0AA0	—
ETU556 LSI(G Alarm) with LCD					
400	3VA6440-5JT31-0AA0	3VA6440-6JT31-0AA0	3VA6440-7JT31-0AA0	3VA6440-8JT31-0AA0	—
600	3VA6460-5JT31-0AA0	3VA6460-6JT31-0AA0	3VA6460-7JT31-0AA0	3VA6460-8JT31-0AA0	—
ETU560 LSI(G) with LCD					
400	3VA6440-5JQ31-0AA0	3VA6440-6JQ31-0AA0	3VA6440-7JQ31-0AA0	3VA6440-8JQ31-0AA0	—
600	3VA6460-5JQ31-0AA0	3VA6460-6JQ31-0AA0	3VA6460-7JQ31-0AA0	3VA6460-8JQ31-0AA0	—
ETU820 LI with LCD and Metering					
400	3VA6440-5KL31-0AA0	3VA6440-6KL31-0AA0	3VA6440-7KL31-0AA0	3VA6440-8KL31-0AA0	—
600	3VA6460-5KL31-0AA0	3VA6460-6KL31-0AA0	3VA6460-7KL31-0AA0	3VA6460-8KL31-0AA0	—
ETU830 LIG with LCD and Metering					
400	3VA6440-5KM31-0AA0	3VA6440-6KM31-0AA0	3VA6440-7KM31-0AA0	3VA6440-8KM31-0AA0	—
600	3VA6460-5KM31-0AA0	3VA6460-6KM31-0AA0	3VA6460-7KM31-0AA0	3VA6460-8KM31-0AA0	—
ETU850 LSI with LCD and Metering					
400	3VA6440-5KP31-0AA0	3VA6440-6KP31-0AA0	3VA6440-7KP31-0AA0	3VA6440-8KP31-0AA0	—
600	3VA6460-5KP31-0AA0	3VA6460-6KP31-0AA0	3VA6460-7KP31-0AA0	3VA6460-8KP31-0AA0	—
ETU856 LSI(G Alarm) with LCD and Metering					
400	3VA6440-5KT31-0AA0	3VA6440-6KT31-0AA0	3VA6440-7KT31-0AA0	3VA6440-8KT31-0AA0	—
600	3VA6460-5KT31-0AA0	3VA6460-6KT31-0AA0	3VA6460-7KT31-0AA0	3VA6460-8KT31-0AA0	3VA6460-0KT31-0AA0
ETU860 LSI(G) with LCD and Metering					
400	3VA6440-5KQ31-0AA0	3VA6440-6KQ31-0AA0	3VA6440-7KQ31-0AA0	3VA6440-8KQ31-0AA0	—
600	3VA6460-5KQ31-0AA0	3VA6460-6KQ31-0AA0	3VA6460-7KQ31-0AA0	3VA6460-8KQ31-0AA0	3VA6460-0KQ31-0AA0

3VA Molded Case Circuit Breakers

3VA64 600A Electronic Trip Circuit Breakers

Selection



3VA64 600A 4-Pole

Interrupting Ratings for 3VA64

Interrupting Class	Breaker Type	RMS Symmetrical Amperes (kA)				
		Volts AC (50/60 Hz)				
		240	480Y/277V	480	600Y/347V	600
M	MLAE	100	35	35	18	18
H	HLAE	100	65	65	22	22
C	CLAE	200	100	100	35	35
L	LLAE	200	150	150	50	50
E	ELAE	—	200	200	100	100

Dimensions

Breaker	Poles	W in. (mm)	H in. (mm)	D in. (mm)	lbs.	kg
3VA64	3	5.4 (137)	9.8 (249)	5.4 (137)	11.0	5.2
3VA64	4	7.2 (183)	9.8 (249)	5.4 (137)	15.0	6.8

Shipping Weight

3VA64 600A Frame 4-Pole Electronic Trip Unit

Continuous Ampere	M-Interrupting Class (MLAE)	H-Interrupting Class (HLAE)	C-Interrupting Class (CLAE)	L-Interrupting Class (LLAE)	E-Interrupting Class (ELAE)
	Catalog Number	Catalog Number	Catalog Number	Catalog Number	Catalog Number
ETU320 LI with dials					
400	3VA6440-5HL41-0AA0	3VA6440-6HL41-0AA0	3VA6440-7HL41-0AA0	3VA6440-8HL41-0AA0	—
600	3VA6460-5HL41-0AA0	3VA6460-6HL41-0AA0	3VA6460-7HL41-0AA0	3VA6460-8HL41-0AA0	3VA6460-0HL41-0AA0
ETU330 LIG with dials					
400	3VA6440-5HM41-0AA0	3VA6440-6HM41-0AA0	3VA6440-7HM41-0AA0	3VA6440-8HM41-0AA0	—
600	3VA6460-5HM41-0AA0	3VA6460-6HM41-0AA0	3VA6460-7HM41-0AA0	3VA6460-8HM41-0AA0	3VA6460-0HM41-0AA0
ETU350 LSI with dials					
400	3VA6440-5HN41-0AA0	3VA6440-6HN41-0AA0	3VA6440-7HN41-0AA0	3VA6440-8HN41-0AA0	—
600	3VA6460-5HN41-0AA0	3VA6460-6HN41-0AA0	3VA6460-7HN41-0AA0	3VA6460-8HN41-0AA0	3VA6460-0HN41-0AA0
ETU550 LSI with LCD					
400	3VA6440-5JP41-0AA0	3VA6440-6JP41-0AA0	3VA6440-7JP41-0AA0	3VA6440-8JP41-0AA0	—
600	3VA6460-5JP41-0AA0	3VA6460-6JP41-0AA0	3VA6460-7JP41-0AA0	3VA6460-8JP41-0AA0	—
ETU556 LSI(G Alarm) with LCD					
400	3VA6440-5JT41-0AA0	3VA6440-6JT41-0AA0	3VA6440-7JT41-0AA0	3VA6440-8JT41-0AA0	—
600	3VA6460-5JT41-0AA0	3VA6460-6JT41-0AA0	3VA6460-7JT41-0AA0	3VA6460-8JT41-0AA0	—
ETU560 LSI(G) with LCD					
400	3VA6440-5JQ41-0AA0	3VA6440-6JQ41-0AA0	3VA6440-7JQ41-0AA0	3VA6440-8JQ41-0AA0	—
600	3VA6460-5JQ41-0AA0	3VA6460-6JQ41-0AA0	3VA6460-7JQ41-0AA0	3VA6460-8JQ41-0AA0	—
ETU820 LI with LCD and Metering					
400	3VA6440-5KL41-0AA0	3VA6440-6KL41-0AA0	3VA6440-7KL41-0AA0	3VA6440-8KL41-0AA0	—
600	3VA6460-5KL41-0AA0	3VA6460-6KL41-0AA0	3VA6460-7KL41-0AA0	3VA6460-8KL41-0AA0	—
ETU830 LIG with LCD and Metering					
400	3VA6440-5KM41-0AA0	3VA6440-6KM41-0AA0	3VA6440-7KM41-0AA0	3VA6440-8KM41-0AA0	—
600	3VA6460-5KM41-0AA0	3VA6460-6KM41-0AA0	3VA6460-7KM41-0AA0	3VA6460-8KM41-0AA0	—
ETU850 LSI with LCD and Metering					
400	3VA6440-5KP41-0AA0	3VA6440-6KP41-0AA0	3VA6440-7KP41-0AA0	3VA6440-8KP41-0AA0	—
600	3VA6460-5KP41-0AA0	3VA6460-6KP41-0AA0	3VA6460-7KP41-0AA0	3VA6460-8KP41-0AA0	—
ETU856 LSI(G Alarm) with LCD and Metering					
400	3VA6440-5KT41-0AA0	3VA6440-6KT41-0AA0	3VA6440-7KT41-0AA0	3VA6440-8KT41-0AA0	—
600	3VA6460-5KT41-0AA0	3VA6460-6KT41-0AA0	3VA6460-7KT41-0AA0	3VA6460-8KT41-0AA0	3VA6460-0KT41-0AA0
ETU860 LSI(G) with LCD and Metering					
400	3VA6440-5KQ41-0AA0	3VA6440-6KQ41-0AA0	3VA6440-7KQ41-0AA0	3VA6440-8KQ41-0AA0	—
600	3VA6460-5KQ41-0AA0	3VA6460-6KQ41-0AA0	3VA6460-7KQ41-0AA0	3VA6460-8KQ41-0AA0	3VA6460-0KQ41-0AA0

3VA Molded Case Circuit Breakers

3VA64 600A Electronic Trip Circuit Breakers

Technical information

Connections for 75C wire for 3VA54 and 3VA64

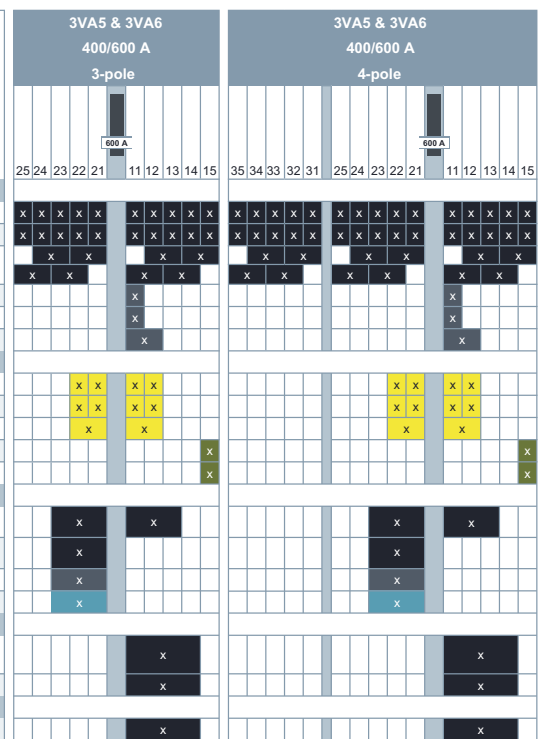
Type	Minimum cable size	Maximum cable size	Part Number (kit of 3 lugs)	Part Number (kit of 4 lugs)
Steel Wrap around (Cu cable only) single cable lugs	1/0	500 kcmil	3VA9473-0JA13	3VA9474-0JA13
Steel Wrap around (Cu cable only) single cable lugs with control wire tap	1/0	500 kcmil	3VA9473-0JH13	3VA9474-0JH13
Aluminum Body Lug (Cu/Al cable) single cable lugs	AWG 1	600 kcmil	3VA9373-0JB13	3VA9374-0JB13
Aluminum body lug with control wire tap (Cu/Al cable) single cable lugs	AWG 1	600 kcmil	3VA9373-0JG13	3VA9374-0JG13
Copper body lug (Cu cable only) single cable lugs	AWG 1	600 kcmil	3VA9373-0JD13 ^{①②}	3VA9374-0JD13 ^{①②}
Copper body lug (Cu cable only) with control wire tap single cable lugs	AWG 1	600 kcmil	3VA9373-0JK13 ^①	3VA9374-0JK13 ^①
Aluminum body lug, 2 cables (Cu/Al cable) with 1 extended terminal cover	2/0	600 kcmil	3VA9473-0JJ23 ^③	3VA9474-0JJ23 ^③
Aluminum body lug, 2 cables (Cu/Al cable) with 1 intermediate terminal cover	250 kcmil or 2x 250 kcmil	750 kcmil	3VA9373-0JJ24 ^①	3VA9374-0JJ24 ^①
Aluminum body lug, 2 cables (Cu/Al cable) with control wire tap and 1 extended terminal cover	2/0	600 kcmil	3VA9473-0JC23	3VA9474-0JC23
Aluminum body lug, 2 cables (Cu/Al cable) with control wire tap and 1 intermediate terminal cover	250 kcmil or 2x 250 kcmil	750 kcmil	3VA9373-0JC24 ^①	3VA9374-0JC24 ^①
Distribution lug, 6 Cables (Cu/Al cable) with 1 extended terminal cover	AWG 14	2 AWG	3VA9373-0JF60	3VA9374-0JF60
Copper body lug, 2 cables (Cu cable only) with 1 extended terminal cover	2/0	600 kcmil	3VA9473-0JE23 ^②	3VA9474-0JE23 ^②
Copper body lug, 2 cables (Cu cable only) with control wire tap and 1 extended terminal cover	2/0	600 kcmil	3VA9473-0JL23 ^②	3VA9474-0JL23 ^②

- ① 3VA64 Meets the requirement for 100% rated breakers up to 400A.
- ② 3VA64 Meets requirement for 100% rated breakers up to 400A, requires the use of 90 degree wire.
- ③ Standard lug installed at the factory when breaker ordered with a "6" in the 12th position.
- ④ Standard lug installed at the factory on 400A 100% rated breaker when ordered with a "6" in the 12th position.

Enclosures for 3VA54 and 3VA64 (3-pole only)

NEMA Type	Catalog Number
1 Surface	3VAE6001S
1 Flush	3VAE6001F
3R	3VAE6003R
12	3VAE60012
4X (304)	3VAE6004X
4X (316)	3VAE6004X316
Neutral	HN656ACB
200% Neutral	HN678ACB

Internal accessories		Slot No.:
Optional equipment		
Auxiliary switch	Type	
	AUX_HQ	
	AUX_HQ_el	
Auxiliary switch	Type	
	AUX_HP	
	AUX_HP_el	
Leading changeover switch	Type	
	LCS_HQ	
	LCS_HQ_el	
Alarm switch	Type	
	TAS_HQ	
	TAS_HQ_el	
Trip alarm switch	Type	
	TAS_HP	
	TAS_HP_el	
Electrical alarm switch ^①	Type	
	EAS_HQ	
Auxiliary release	Type	
	STF	
Shunt trip left	Type	
	STL	
Undervoltage release	Type	
	UNI	
ETU/communication ^②	Type	
	COM060	
Other	Type	
	Cylinder lock (type Ronis)	



Trip Settings for 3VA64

ETU320-LI, ETU330-LIG, ETU350-LSI

Continuous Amperage	LI, LIG, LSI			LSI		LIG	LI, LIG, LSI 4P only	
	I_n (Amp)	I_r (Amp) (L)	t_{td} (sec) (L)	$I_{sd} = xI_r$ (Amp) (S)	t_{sd} (sec) (S)		$I_n = xI_r$ (Amp)	
400	150 - 400	0.5 - 17	600-4800	1.5 - 10	0.08 - 0.4	80 - 400	0.5 - 1 / OFF	
600	250 - 600	0.5 - 15	900-5400	1.5 - 9		120 - 600	0.5 - 1 / OFF	

① I_r for ETU350 is fixed at the maximum level shown in table.

② These accessories are for electronic trip breakers only.

See page 7-94 for internal accessory part numbers.

ETU550-LSI, ETU556 LSI(A), ETU560-LSIG, ETU820-LI, ETU830-LIG, ETU850-LSI, ETU856 LSI(A), ETU860-LSIG

Continuous Amperage	LI, LIG, LSI, LSIG, LSI(G)			LSI, LSIG, LSI(G)		LIG, LSIG, LSI(G)		LSI 3P with External CT	LI, LIG, LSI, LSIG, LSI(G) 4P only	
	I_n (Amp)	I_r (Amp) (L) ^①	t_{td} (sec) (L)	I_{sd} (Amp) (S)	t_{sd} (sec) (S)	I_g (Amp) (G)	t_g (G)		$I_n = xI_r$ (Amp)	I_n (Amp)
400	150 - 400	0.5 - 25	600-4800	240 - 4000	0.05 - 0.5	80 - 400	0.05 - 0.8	80 - 640 / OFF	80 - 600 / OFF	
600	250 - 600	0.5 - 15	900-5400	360 - 5400		120 - 600		120 - 960 / OFF	120 - 600 / OFF	

① Adjustable in steps of 1A.

For specific trip settings refer to the Electronic Trip Unit section of the 3VA Systems Manual, which can be found in the document download center at https://digitalcontentcenter.compas.siemens-info.com/SIE_IM_3VA6_Systems_Manual.pdf

3VA Molded Case Circuit Breakers

3VA55 800A Thermal-Magnetic Trip Circuit Breakers

Selection

3VA55 800A, 2-pole in 3-pole Frame, Thermal-Magnetic Trip Unit

Cont. Ampere Rating	M-Interrupting Class (MMAS)	H-Interrupting Class (HMAS)	C-Interrupting Class (CMAS)
	Catalog Number	Catalog Number	Catalog Number
TM230 FTAM			
600	3VA5560-5EC62-0AA0	3VA5560-6EC62-0AA0	3VA5560-7EC62-0AA0
700	3VA5570-5EC62-0AA0	3VA5570-6EC62-0AA0	3VA5570-7EC62-0AA0
800	3VA5580-5EC62-0AA0	3VA5580-6EC62-0AA0	3VA5580-7EC62-0AA0

3VA55 800A, 3-pole Frame, Thermal-Magnetic Trip Unit

Cont. Ampere Rating	M-Interrupting Class (MMAS)	H-Interrupting Class (HMAS)	C-Interrupting Class (CMAS)
	Catalog Number	Catalog Number	Catalog Number
TM230 FTAM[Ⓞ]			
600	3VA5560-5EC32-0AA0	3VA5560-6EC32-0AA0	3VA5560-7EC32-0AA0
700	3VA5570-5EC32-0AA0	3VA5570-6EC32-0AA0	3VA5570-7EC32-0AA0
800	3VA5580-5EC32-0AA0	3VA5580-6EC32-0AA0	3VA5580-7EC32-0AA0

3VA55 800A, 4-pole Frame, Thermal-Magnetic Trip Unit

Cont. Ampere Rating	M-Interrupting Class (MMAS)	H-Interrupting Class (HMAS)	C-Interrupting Class (CMAS)
	Catalog Number	Catalog Number	Catalog Number
TM230 FTAM Unprotected Neutral			
600	3VA5560-5EC42-0AA0	3VA5560-6EC42-0AA0	3VA5560-7EC42-0AA0
700	3VA5570-5EC42-0AA0	3VA5570-6EC42-0AA0	3VA5570-7EC42-0AA0
800	3VA5580-5EC42-0AA0	3VA5580-6EC42-0AA0	3VA5580-7EC42-0AA0
TM230 FTAM 100% Neutral			
600	3VA5560-5GC42-0AA0	3VA5560-6GC42-0AA0	3VA5560-7GC42-0AA0
700	3VA5570-5GC42-0AA0	3VA5570-6GC42-0AA0	3VA5570-7GC42-0AA0
800	3VA5580-5GC42-0AA0	3VA5580-6GC42-0AA0	3VA5580-7GC42-0AA0

Dimensions

Breaker	Poles	W in. (mm)	H in. (mm)	D in. (mm)	lbs.	kg
3VA55	2(3)	8.3 (210)	12.5 (318)	5.8 (147)	29.3	13.3
3VA55	3	8.3 (210)	12.5 (318)	5.8 (147)	29.4	13.4
3VA55	4	11.1 (280)	12.5 (318)	5.8 (147)	37.4	17.0

Shipping Weight

Interrupting Ratings for 3VA55

Interrupting Class	Breaker Type	RMS Symmetrical Amperes (kA)									
		Volts AC (50/60 Hz)					Volts DC				
		240	480Y/277V	480	600Y/347V	600	250 (2P)	600 (3P)	750 (3P)	750 (4P)	1000 (4P)
M	MMAS	85	35	35	18	18	50	50	50	50	18
H	HMAS	100	65	65	25	25	85	85	85	85	25
C	CMAS	200	100	100	50	50	100	100	100	100	50

Trip Settings for 3VA55

TM230 - FTAM

I _n (Amp)	I _r (Amp)	I _i (Amp)						
600	600	3000	3600	4200	4800	5400	6000	
700	700	3500	4200	4900	5600	6300	7000	
800	800	4000	4800	5600	6400	7200	8000	

Ⓞ Available with NAVAL/50C ratings.



3VA55
800A
3-Pole

3VA55
800A
4-Pole

Ordering Information

The catalog numbers listed here are for complete, non-interchangeable trip circuit breakers with nutkeepers on both line and load ends..

For factory installed standard line and load lugs, change the 12th digit to "6" (standard lugs are identified in the lug table and footnotes in this section of the SpeedFax). (For example, a 35KA @480VAC, 800A, 3-pole, 3VA55 with lugs would be catalog number 3VA5580-5EC3**6**-0AA0). Alternate connectors can be ordered separately for field installation.

For NAVAL-rated (3-pole only) thermal-magnetic trip circuit breakers, change the 13th digit of the catalog number to the number "1". (For example, a 35KA @480VAC, 800A, 3-pole, NAVAL rated 3VA55 would be catalog number 3VA5580-5EC32-**1**AA0)

3VA55 are available with 100% ratings. For 100% rated thermal-magnetic trip circuit breakers, change the 13th digit of the catalog number to the number "2". (For example, a 35KA @480VAC, 800A, 3-pole, 100% rated 3VA55 would be catalog number 3VA5580-5EC32-**2**AA0). Requires the use of rated lugs.

All 3VA55 thermal-magnetic trip circuit breakers are UL listed for reverse feed applications.

3VA Molded Case Circuit Breakers

3VA65 800A Electronic Trip Circuit Breakers

Selection



3VA65 800A 3-Pole

Ordering Information

The catalog numbers listed here are for complete, non-interchangeable trip circuit breakers with nutkeepers on both line and load ends.

For factory installed standard line and load lugs, change the 12th digit to "6" (standard lugs are identified in the lug table and footnotes in this section of the SpeedFax). (For example, a 35KA @480VAC, 800A, 3-pole, 3VA65 with lugs would be catalog number 3VA6580-5HL3**6**-0AA0). Alternate connectors can be ordered separately for field installation.

3VA65 electronic trip circuit breakers are available with 100% ratings. For 100% rated electronic trip circuit breakers, change the 13th digit of the catalog number to the number "2". (For example, a 35KA @480VAC, 600A, 3-pole, 100% rated 3VA65 would be catalog number 3VA6560-5HL3**2**-AA0). Requires the use of rated lugs — see lug table below.

All 3VA6 circuit breakers are certified to UL 489 Supplement SB, are marked "Naval", and are suitable for use at 50C.

All 3VA65 electronic trip circuit breakers are UL listed for reverse feed applications.

3VA65 800A, 3-pole Frame, Electronic Trip Unit

Continuous Ampere	M-Interrupting Class (MMAE)	H-Interrupting Class (HMAE)	C-Interrupting Class (CMAE)
	Catalog Number	Catalog Number	Catalog Number
ETU320 LI with dials			
600	3VA6560-5HL32-0AA0	3VA6560-6HL32-0AA0	3VA6560-7HL32-0AA0
800	3VA6580-5HL32-0AA0	3VA6580-6HL32-0AA0	3VA6580-7HL32-0AA0
ETU330 LIG with dials			
600	3VA6560-5HM32-0AA0	3VA6560-6HM32-0AA0	3VA6560-7HM32-0AA0
800	3VA6580-5HM32-0AA0	3VA6580-6HM32-0AA0	3VA6580-7HM32-0AA0
ETU350 LSI with dials			
600	3VA6560-5HN32-0AA0	3VA6560-6HN32-0AA0	3VA6560-7HN32-0AA0
800	3VA6580-5HN32-0AA0	3VA6580-6HN32-0AA0	3VA6580-7HN32-0AA0
ETU550 LSI with LCD			
600	3VA6560-5JP32-0AA0	3VA6560-6JP32-0AA0	3VA6560-7JP32-0AA0
800	3VA6580-5JP32-0AA0	3VA6580-6JP32-0AA0	3VA6580-7JP32-0AA0
ETU556 LSI(G Alarm) with LCD			
600	3VA6560-5JT32-0AA0	3VA6560-6JT32-0AA0	3VA6560-7JT32-0AA0
800	3VA6580-5JT32-0AA0	3VA6580-6JT32-0AA0	3VA6580-7JT32-0AA0
ETU560 LSI(G) with LCD			
600	3VA6560-5JQ32-0AA0	3VA6560-6JQ32-0AA0	3VA6560-7JQ32-0AA0
800	3VA6580-5JQ32-0AA0	3VA6580-6JQ32-0AA0	3VA6580-7JQ32-0AA0
ETU820 LI with LCD and Metering			
600	3VA6560-5KL32-0AA0	3VA6560-6KL32-0AA0	3VA6560-7KL32-0AA0
800	3VA6580-5KL32-0AA0	3VA6580-6KL32-0AA0	3VA6580-7KL32-0AA0
ETU856 LSI(G Alarm) with LCD and Metering			
600	3VA6560-5KT32-0AA0	3VA6560-6KT32-0AA0	3VA6560-7KT32-0AA0
800	3VA6580-5KT32-0AA0	3VA6580-6KT32-0AA0	3VA6580-7KT32-0AA0
ETU860 LSI(G) with LCD and Metering			
600	3VA6560-5KQ32-0AA0	3VA6560-6KQ32-0AA0	3VA6560-7KQ32-0AA0
800	3VA6580-5KQ32-0AA0	3VA6580-6KQ32-0AA0	3VA6580-7KQ32-0AA0

Enclosures for 3VA55, 3VA65, 3VA66 (3-pole only)

NEMA Type	Catalog Number
1 Surface	3VAE8001S
1 Flush	3VAE8001F
3R	3VAE8003R
12	3VAE80012
4X (304)	3VAE8004X
4X (316)	3VAE8004X316
Neutral	HN656ACB
200% Neutral	HN678ACB

3VA Molded Case Circuit Breakers

3VA65 800A Electronic Trip Circuit Breakers

Selection



3VA65 800A 4-Pole

Interrupting Ratings for 3VA65

Interrupting Class	Breaker Type	RMS Symmetrical Amperes (kA)				
		Volts AC (50/60 Hz)				
		240	480Y/277V	480	600Y/347V	600
M	MMAE	100	35	35	25	25
H	HMAE	150	65	65	35	35
C	CMAE	200	100	100	50	50

Dimensions

Shipping Weight

Breaker	Poles	W in. (mm)	H in. (mm)	D in. (mm)	lbs.	kg
3VA65	3	8.3 (210)	12.5 (318)	5.8 (147)	29.4	13.4
3VA65	4	11.1 (280)	12.5 (318)	5.8 (147)	37.4	17.0

3VA65 800A, 4-pole Frame, Electronic Trip Unit

Continuous Ampere	M-Interrupting Class (MMAE)	H-Interrupting Class (HMAE)	C-Interrupting Class (CMAE)
	Catalog Number	Catalog Number	Catalog Number
ETU320 LI with dials			
600	3VA6560-5HL42-0AA0	3VA6560-6HL42-0AA0	3VA6560-7HL42-0AA0
800	3VA6580-5HL42-0AA0	3VA6580-6HL42-0AA0	3VA6580-7HL42-0AA0
ETU330 LIG with dials			
600	3VA6560-5HM42-0AA0	3VA6560-6HM42-0AA0	3VA6560-7HM42-0AA0
800	3VA6580-5HM42-0AA0	3VA6580-6HM42-0AA0	3VA6580-7HM42-0AA0
ETU350 LSI with dials			
600	3VA6560-5HN42-0AA0	3VA6560-6HN42-0AA0	3VA6560-7HN42-0AA0
800	3VA6580-5HN42-0AA0	3VA6580-6HN42-0AA0	3VA6580-7HN42-0AA0
ETU550 LSI with LCD			
600	3VA6560-5JP42-0AA0	3VA6560-6JP42-0AA0	3VA6560-7JP42-0AA0
800	3VA6580-5JP42-0AA0	3VA6580-6JP42-0AA0	3VA6580-7JP42-0AA0
ETU556 LSI(G Alarm) with LCD			
600	3VA6560-5JT42-0AA0	3VA6560-6JT42-0AA0	3VA6560-7JT42-0AA0
800	3VA6580-5JT42-0AA0	3VA6580-6JT42-0AA0	3VA6580-7JT42-0AA0
ETU560 LSI(G) with LCD			
600	3VA6560-5JQ42-0AA0	3VA6560-6JQ42-0AA0	3VA6560-7JQ42-0AA0
800	3VA6580-5JQ42-0AA0	3VA6580-6JQ42-0AA0	3VA6580-7JQ42-0AA0
ETU820 LI with LCD and Metering			
600	3VA6560-5KL42-0AA0	3VA6560-6KL42-0AA0	3VA6560-7KL42-0AA0
800	3VA6580-5KL42-0AA0	3VA6580-6KL42-0AA0	3VA6580-7KL42-0AA0
ETU856 LSI(G Alarm) with LCD and Metering			
600	3VA6560-5KT42-0AA0	3VA6560-6KT42-0AA0	3VA6560-7KT42-0AA0
800	3VA6580-5KT42-0AA0	3VA6580-6KT42-0AA0	3VA6580-7KT42-0AA0
ETU860 LSI(G) with LCD and Metering			
600	3VA6560-5KQ42-0AA0	3VA6560-6KQ42-0AA0	3VA6560-7KQ42-0AA0
800	3VA6580-5KQ42-0AA0	3VA6580-6KQ42-0AA0	3VA6580-7KQ42-0AA0

7 MOLDED CASE CIRCUIT BREAKERS

3VA Molded Case Circuit Breakers

3VA55 and 3VA65 800A / 3VA66 1000A Circuit Breakers

Technical information

Connections for 75C wire for 3VA55, 3VA65 and 3VA66

Type	Minimum cable size	Maximum cable size	Part Number (kit of 3 lugs)	Part Number (kit of 4 lugs)
Aluminum body lug, 2 cables (Cu/Al cable)	4/0	600 kcmil	3VA9573-0JB23 ^{①④}	3VA9574-0JB23 ^{①④}
Aluminum body lug, 2 cables (Cu/Al cable) with control wire tap	4/0	600 kcmil	3VA9573-0JG23 ^①	3VA9574-0JG23 ^①
Aluminum body lug, 2 cables (Cu/Al cable) with 1 extended terminal cover	400 kcmil	750 kcmil	3VA9673-0JJ24 ^{②⑥}	3VA9674-0JJ24 ^{②⑥}
Aluminum body lug, 2 cables (Cu/Al cable) with control wire tap and 1 extended terminal cover	400 kcmil	750 kcmil	3VA9673-0JC24 ^{②④}	3VA9674-0JC24 ^{②④}
Aluminum body lug, 3 cables (Cu/Al cable)	4/0	400 kcmil	3VA9673-0JB32 ^①	3VA9674-0JB32 ^①
Aluminum body lug, 3 cables (Cu/Al cable) with control wire tap	4/0	400 kcmil	3VA9673-0JG32 ^①	3VA9674-0JG32 ^①
Aluminum body lug, 3 cables (Cu/Al cable) with 1 extended terminal cover	500 kcmil	750 kcmil	3VA9673-0JJ34 ^③	3VA9674-0JJ34 ^③
Aluminum body lug, 3 cables (Cu/Al cable) with control wire tap and 1 extended terminal cover	500 kcmil	750 kcmil	3VA9673-0JC34 ^③	3VA9674-0JC34 ^③
Aluminum body lug, 4 cables (Cu/Al cable) with 1 extended terminal cover	4/0	500 kcmil	3VA9673-0JJ43 ^{③⑤}	3VA9674-0JJ43 ^{③⑤}
Aluminum body lug, 4 cables (Cu/Al cable) with control wire tap and 1 extended terminal cover	4/0	500 kcmil	3VA9673-0JC43 ^③	3VA9674-0JC43 ^③
Aluminum body lug, 4 cables (Cu/Al cable) with 1 extended terminal cover	4/0	600 kcmil	3VA9673-0JJ44 ^③	3VA9674-0JJ44 ^③
Aluminum body lug, 4 cables (Cu/Al cable) with control wire tap and 1 extended terminal cover	4/0	600 kcmil	3VA9673-0JC44 ^③	3VA9674-0JC44 ^③
Copper body lug, 3 cables (Cu/Al cable) with control wire tap	4/0	400 kcmil	3VA9673-0JK32 ^③	3VA9674-0JK32 ^③
Copper body lug, 4 cables (Cu/Al cable) with control wire tap and 1 extended terminal cover	4/0	500 kcmil	3VA9673-0JL43 ^③	3VA9674-0JL43 ^③

- ① 3VA55 and 3VA65 Meets requirements for 100% rated breakers up to 600A.
- ② 3VA55 Meets requirements for 100% rated breakers up to 700A, requires the use of 90 degree wire, size to 75 degree ampacity.
- ③ 3VA55 and 3VA65 Meets requirements for 100% rated breakers up to 800A, requires the use of 90 degree wire, size to 75 degree ampacity.
- ④ Standard lug for the 600A and 700A 3VA55 and the 600A 3VA65 will be installed at the factory when the breaker is ordered with a "6" in the 12th position.
- ⑤ Standard lug for the 800A 3VA55/65 and the 1000A 3VA66 will ship with the breaker from the factory for field installation when the breaker is ordered with a "6" in the 12th position.
- ⑥ 3VA65 Meets requirements for 100% rated breakers up to 600A.

Internal accessories	Optional equipment	Slot No.:
Auxiliary switch	AUX_HQ	24 23 22 21 11 12 13 14 15 16
Auxiliary switch	AUX_HQ_el	
Auxiliary switch	AUX_HP	
Leading changeover switch	LCS_HQ	
Leading changeover switch	LCS_HQ_el	
Leading changeover switch	LCS_HP	
Alarm switch	TAS_HQ	
Trip alarm switch	TAS_HQ_el	
Trip alarm switch	TAS_HP	
Electrical alarm switch (3VA6)	EAS_HQ	
Electrical alarm switch (3VA6)	EAS_HQ_el	
Electrical alarm switch	SAS_HQ	
Electrical alarm switch	SAS_HQ_el	
Auxiliary release	STF	
Shunt trip flexible	STL	
Shunt trip left	STL (EI)	
Residual current release	RCR	
Undervoltage release	UVR	
Universal release	UNI	
ETU/communication ^⑥	COM060	
24 V module		
Other		
Cylinder lock (type Ronis)		

⑥ These accessories are for electronic trip breakers only.

Trip Settings for 3VA55

TM230 - FTAM

I _n (Amp)	I _r (Amp)	I _i (Amp)						
600	600	3000	3600	4200	4800	5400	6000	
700	700	3500	4200	4900	5600	6300	7000	
800	800	4000	4800	5600	6400	7200	8000	

Trip Settings for 3VA65 and 3VA66

ETU320-LI, ETU330-LIG, ETU350-LSI

Cont. Amp	LI, LIG, LSI	LSI	LIG	LI, LIG, LSI 4P only
I _n (Amp)	I _r (Amp) (L)	t _{id} (sec) (L)	I _i (Amp) (I)	I _{sd} =xI _r (Amp) (S)
			t _{sd} (sec) (S)	I _g (Amp) (G)
				I _N =xI _r (Amp)
600	240 - 600	0.5 - 17	900 - 7200	1.5 - 12
				0 - 0.4
800	320 - 800	0.5 - 17	1200 - 8000	1.5 - 10
				0 - 0.4
1000	400 - 1000	0.5 - 17	1500 - 10000	1.5 - 10
				0 - 0.4

ETU550-LSI, ETU556 LSI(A), ETU560-LSIG, ETU820-LI, ETU856 LSI(A), ETU860-LSIG

Cont. Amp	LI, LIG, LSI, LSIG, LSI(G)	LSI, LSIG, LSI(G)	LIG, LSIG, LSI(G)	LSI 3P with External CT	LI, LIG, LSI, LSIG, LSI(G) 4P only
I _n (Amp)	I _r (Amp) (L) ^②	t _{id} (sec) (L)	I _i (Amp) (I)	I _{sd} (Amp) (S)	t _{sd} (sec) (S)
				I _g (Amp) (G)	t _g (G)
				I _N =xI _r (Amp)	I _N (Amp)
600	240 - 600	0.5 - 25	900 - 7200	360 - 7200	0.05 - 0.5
					120 - 600
					0.05 - 0.8
800	320 - 800	0.5 - 25	1200 - 8000	480 - 8000	0.05 - 0.5
					160 - 800
					0.05 - 0.8
1000	400 - 1000	0.5 - 25	1500 - 10000	600 - 10000	0.05 - 0.5
					200 - 1000
					0.05 - 0.8

② Adjustable in steps of 1A.

For specific trip settings refer to the Electronic Trip Unit section of the 3VA Systems Manual, which can be found in the document download center at https://digitalcontentcenter.compas.siemens-info.com/SIE_IM_3VA6_Systems_Manual.pdf

3VA Molded Case Circuit Breakers

3VA66 1000A Electronic Trip Circuit Breakers

Selection



3VA66 1000A 3-Pole

Ordering Information

The catalog numbers listed here are for complete, non-interchangeable trip circuit breakers with nutkeepers on both line and load ends.

To order installed standard line and load lugs which are shipped with the breaker for field installation, change the 12th digit to "6" (standard lugs are identified in the lug table and footnotes in this section of the SpeedFax). (For example, a 35KA @480VAC, 1000A, 3-pole, 3VA66 with lugs would be catalog number 3VA6610-5HL36-0AA0). Alternate connectors can be ordered separately for field installation.

All 3VA6 circuit breakers are certified to UL 489 Supplement SB, are marked "Naval", and are suitable for use at 50C.

All 3VA66 electronic trip circuit breakers are UL listed for reverse feed applications.

3VA66 1000A, 3-pole Frame, Electronic Trip Unit

Continuous Ampere	M-Interrupting Class (MMNAE)	H-Interrupting Class (HMNAE)	C-Interrupting Class (CMNAE)
	Catalog Number	Catalog Number	Catalog Number
ETU320 LI with dials			
1000	3VA6610-5HL32-0AA0	3VA6610-6HL32-0AA0	3VA6610-7HL32-0AA0
ETU330 LIG with dials			
1000	3VA6610-5HM32-0AA0	3VA6610-6HM32-0AA0	3VA6610-7HM32-0AA0
ETU350 LSI with dials			
1000	3VA6610-5HN32-0AA0	3VA6610-6HN32-0AA0	3VA6610-7HN32-0AA0
ETU550 LSI with LCD			
1000	3VA6610-5JP32-0AA0	3VA6610-6JP32-0AA0	3VA6610-7JP32-0AA0
ETU556 LSI(G Alarm) with LCD			
1000	3VA6610-5JT32-0AA0	3VA6610-6JT32-0AA0	3VA6610-7JT32-0AA0
ETU560 LSI(G) with LCD			
1000	3VA6610-5JQ32-0AA0	3VA6610-6JQ32-0AA0	3VA6610-7JQ32-0AA0
ETU820 LI with LCD and Metering			
1000	3VA6610-5KL32-0AA0	3VA6610-6KL32-0AA0	3VA6610-7KL32-0AA0
ETU856 LSI(G Alarm) with LCD and Metering			
1000	3VA6610-5KT32-0AA0	3VA6610-6KT32-0AA0	3VA6610-7KT32-0AA0
ETU860 LSI(G) with LCD and Metering			
1000	3VA6610-5KQ32-0AA0	3VA6610-6KQ32-0AA0	3VA6610-7KQ32-0AA0

3VA Molded Case Circuit Breakers

3VA66 1000A Electronic Trip Circuit Breakers

Selection



3VA66 1000A 4-Pole

Interrupting Ratings for 3VA66

Interrupting Class	Breaker Type	RMS Symmetrical Amperes (kA)				
		Volts AC (50/60 Hz)				
		240	480Y/277V	480	600Y/347V	600
M	MMNAE	100	35	35	25	25
H	HMNAE	150	65	65	35	35
C	CMNAE	200	100	100	50	50

Dimensions

Shipping Weight

Breaker	Poles	W in. (mm)	H in. (mm)	D in. (mm)	lbs.	kg
3VA66	3	8.3 (210)	12.5 (318)	5.8 (147)	29.4	13.4
3VA66	4	11.1 (280)	12.5 (318)	5.8 (147)	37.4	17.0

3VA66 1000A, 4-pole Frame, Electronic Trip Unit

Continuous Ampere	M-Interrupting Class (MMNAE)	H-Interrupting Class (HMNAE)	C-Interrupting Class (CMNAE)
	Catalog Number	Catalog Number	Catalog Number
		ETU320 LI with dials	
1000	3VA6610-5HL42-0AA0	3VA6610-6HL42-0AA0	3VA6610-7HL42-0AA0
		ETU330 LIG with dials	
1000	3VA6610-5HM42-0AA0	3VA6610-6HM42-0AA0	3VA6610-7HM42-0AA0
		ETU350 LSI with dials	
1000	3VA6610-5HN42-0AA0	3VA6610-6HN42-0AA0	3VA6610-7HN42-0AA0
		ETU550 LSI with LCD	
1000	3VA6610-5JP42-0AA0	3VA6610-6JP42-0AA0	3VA6610-7JP42-0AA0
		ETU556 LSI(G Alarm) with LCD	
1000	3VA6610-5JT42-0AA0	3VA6610-6JT42-0AA0	3VA6610-7JT42-0AA0
		ETU560 LSI(G) with LCD	
1000	3VA6610-5JQ42-0AA0	3VA6610-6JQ42-0AA0	3VA6610-7JQ42-0AA0
		ETU820 LI with LCD and Metering	
1000	3VA6610-5KL42-0AA0	3VA6610-6KL42-0AA0	3VA6610-7KL42-0AA0
		ETU856 LSI(G Alarm) with LCD and Metering	
1000	3VA6610-5KT42-0AA0	3VA6610-6KT42-0AA0	3VA6610-7KT42-0AA0
		ETU860 LSI(G) with LCD and Metering	
1000	3VA6610-5KQ42-0AA0	3VA6610-6KQ42-0AA0	3VA6610-7KQ42-0AA0

3VA Molded Case Circuit Breakers

3VA57 1200A Thermal-Magnetic Trip Circuit Breakers

Selection

3VA57 1200A, 2-pole in 3-pole Frame, Thermal-Magnetic Trip Unit

Cont. Ampere Rating	M-Interrupting Class (MNAS)	H-Interrupting Class (HNAS)	C-Interrupting Class (CNAS)
	Catalog Number	Catalog Number	Catalog Number
TM230 FTAM [Ⓢ]			
800	3VA5780-5EC61-0AA0	3VA5780-6EC61-0AA0	3VA5780-7EC61-0AA0
900	3VA5790-5EC61-0AA0	3VA5790-6EC61-0AA0	3VA5790-7EC61-0AA0
1000	3VA5710-5EC61-0AA0	3VA5710-6EC61-0AA0	3VA5710-7EC61-0AA0
1200	3VA5712-5EC61-0AA0	3VA5712-6EC61-0AA0	3VA5712-7EC61-0AA0

3VA57 1200A, 3-pole Frame, Thermal-Magnetic Trip Unit

Cont. Ampere Rating	M-Interrupting Class (MNAS)	H-Interrupting Class (HNAS)	C-Interrupting Class (CNAS)
	Catalog Number	Catalog Number	Catalog Number
TM230 FTAM [Ⓢ]			
800	3VA5780-5EC31-0AA0	3VA5780-6EC31-0AA0	3VA5780-7EC31-0AA0
900	3VA5790-5EC31-0AA0	3VA5790-6EC31-0AA0	3VA5790-7EC31-0AA0
1000	3VA5710-5EC31-0AA0	3VA5710-6EC31-0AA0	3VA5710-7EC31-0AA0
1200	3VA5712-5EC31-0AA0	3VA5712-6EC31-0AA0	3VA5712-7EC31-0AA0



3VA57 1200A 3-Pole

Dimensions

Shipping Weight

Breaker	Poles	W in. (mm)	H in. (mm)	D in. (mm)	lbs.	kg
3VA57	2(3)	9.0 (229)	16.0 (406)	6.0 (152)	55.1	25.0
3VA57	3	9.0 (229)	16.0 (406)	6.0 (152)	55.1	25.0

Interrupting Ratings for 3VA57

Interrupting Class	Breaker Type	RMS Symmetrical Amperes (kA)							
		Volts AC (50/60 Hz)					Volts DC		
		240	480Y/ 277V	480	600Y/ 347V	600	250 (2P)	600 (3P)	750 (3P)
M	MNAS	85	35	35	25	25	50	50	50
H	HNAS	100	65	65	35	35	85	85	85
C	CNAS	200	100	100	65	65	100	100	100

[Ⓢ] Available with NAVAL/50C ratings.

Ordering Information

The catalog numbers listed here are for complete, non-interchangeable trip circuit breakers without lugs. Order required lugs or connection technology separately for field installation.

Option coming soon: For factory installed standard line and load lugs, change the 12th digit to 6 (standard lugs are identified in the lug table and footnotes in this section of the SpeedFax). (For example, a 35KA @480VAC, 1200A, 3-pole, 3VA57 with lugs would be catalog number 3VA5712-5EC3**6**-0AA0). Alternate connectors can be ordered separately for field installation.

All 3VA57 thermal-magnetic trip circuit breakers are UL listed for reverse feed applications.

For NAVAL rated thermal-magnetic trip circuit breakers, change the 13th digit of the catalog number to the number "1". (For example, a 35KA@480VAC, 1200A, 3-pole, rated 3VA57 would be catalog number 3VA5712-5EC31-**1**AA0)

All 3VA57 thermal-magnetic trip circuit breakers can be ordered 100% rated. For 100% rated thermal-magnetic trip circuit breakers, change the 13th digit of the catalog number to the number "2". (For example, a 35KA@480VAC, 1200A, 3-pole, rated 3VA57 would be catalog number 3VA5712-5EC31-**2**AA0)

3VA Molded Case Circuit Breakers

3VA67 1200A Electronic Trip Circuit Breakers

Selection



3VA67 1200A 3-Pole

Ordering Information

The catalog numbers listed below are for complete, non-interchangeable trip circuit breakers without lugs.

Option coming soon: For factory installed standard line and load lugs, change the 12th digit to "6" (standard lugs are identified in the lug table and footnotes in this section of the SpeedFAX). (For example, a 35KA @480VAC, 1200A, 3-pole, 3VA67 with lugs would be catalog number 3VA6712-5HL31**6**-0AA0). Alternate connectors can be ordered separately for field installation.

All 3VA67 electronic trip circuit breakers are UL listed for reverse feed applications.

3VA67 electronic trip circuit breakers are available with 100% ratings. For 100% rated electronic trip circuit breakers, change the 13th digit of the catalog number to the number "2". (For example, a 35KA @480VAC, 1200A, 3-pole, 100% rated 3VA67 would be catalog number 3VA6712-5HL31-**2**AA0). See lug table below.

All 3VA6 circuit breakers are certified to UL 489 Supplement SB, are marked "Naval", and are suitable for use at 50C.

3VA67 1200A, 3-pole Frame, Electronic Trip Unit

Continuous Ampere	M-Interrupting Class (MNAE)	H-Interrupting Class (HNAE)	C-Interrupting Class (CNAE)
	Catalog Number	Catalog Number	Catalog Number
ETU320 LI with dials			
800	3VA6780-5HL31-0AA0	3VA6780-6HL31-0AA0	3VA6780-7HL31-0AA0
1000	3VA6710-5HL31-0AA0	3VA6710-6HL31-0AA0	3VA6710-7HL31-0AA0
1200	3VA6712-5HL31-0AA0	3VA6712-6HL31-0AA0	3VA6712-7HL31-0AA0
ETU330 LIG with dials			
800	3VA6780-5HM31-0AA0	3VA6780-6HM31-0AA0	3VA6780-7HM31-0AA0
1000	3VA6710-5HM31-0AA0	3VA6710-6HM31-0AA0	3VA6710-7HM31-0AA0
1200	3VA6712-5HM31-0AA0	3VA6712-6HM31-0AA0	3VA6712-7HM31-0AA0
ETU350 LSI with dials			
800	3VA6780-5HN31-0AA0	3VA6780-6HN31-0AA0	3VA6780-7HN31-0AA0
1000	3VA6710-5HN31-0AA0	3VA6710-6HN31-0AA0	3VA6710-7HN31-0AA0
1200	3VA6712-5HN31-0AA0	3VA6712-6HN31-0AA0	3VA6712-7HN31-0AA0
ETU360 LSIG with dials			
800	3VA6780-5HQ31-0AA0	3VA6780-6HQ31-0AA0	3VA6780-7HQ31-0AA0
1000	3VA6710-5HQ31-0AA0	3VA6710-6HQ31-0AA0	3VA6710-7HQ31-0AA0
1200	3VA6712-5HQ31-0AA0	3VA6712-6HQ31-0AA0	3VA6712-7HQ31-0AA0
ETU850 LSI with LCD and Metering			
800	3VA6780-5KP31-0AA0	3VA6780-6KP31-0AA0	3VA6780-7KP31-0AA0
1000	3VA6710-5KP31-0AA0	3VA6710-6KP31-0AA0	3VA6710-7KP31-0AA0
1200	3VA6712-5KP31-0AA0	3VA6712-6KP31-0AA0	3VA6712-7KP31-0AA0
ETU856 LSI(G Alarm) with LCD and Metering			
800	3VA6780-5KT31-0AA0	3VA6780-6KT31-0AA0	3VA6780-7KT31-0AA0
1000	3VA6710-5KT31-0AA0	3VA6710-6KT31-0AA0	3VA6710-7KT31-0AA0
1200	3VA6712-5KT31-0AA0	3VA6712-6KT31-0AA0	3VA6712-7KT31-0AA0
ETU860 LSIG with LCD and Metering			
800	3VA6780-5KQ31-0AA0	3VA6780-6KQ31-0AA0	3VA6780-7KQ31-0AA0
1000	3VA6710-5KQ31-0AA0	3VA6710-6KQ31-0AA0	3VA6710-7KQ31-0AA0
1200	3VA6712-5KQ31-0AA0	3VA6712-6KQ31-0AA0	3VA6712-7KQ31-0AA0

3VA Molded Case Circuit Breakers

3VA57 and 3VA67 1200A Circuit Breakers

Technical information

Dimensions

Shipping Weight

Breaker	Poles	W in. (mm)	H in. (mm)	D in. (mm)	lbs.	kg
3VA67	3	9.0 (229)	16.0 (406)	6.0 (152)	55.1	25.0

Interrupting Ratings for 3VA67

Interrupting Class	Breaker Type	RMS Symmetrical Amperes (kA)				
		Volts AC (50/60 Hz)				
		240	480Y/ 277V	480	600Y/ 347V	600
M	MNAE	85	35	35	25	25
H	HNAE	100	65	65	35	35
C	CNAE	200	100	100	65	65

Trip Settings for 3VA67

ETU320-LI, ETU330-LIG, ETU350-LSI

Cont. Amp	LI, LIG, LSI, LSIG			LSI, LSIG		LIG, LSIG	
I_n (Amp)	I_r (Amp) (L)	t_{id} (sec) (L)	I_i (Amp) (I)	$I_{sd} = xI_r$ (Amp) (S)	t_{sd} (sec) (S)	I_g (Amp) (G)	t_g (sec) (S)
800	315–800	2.5 - 30	1200–9600	1.5 - 10	0 - 0.4	160–800	0.1 / 0.3
1000	400–1000	2.5 - 30	1500–12000	1.5 - 10	0 - 0.4	200–1000	
1200	500–1200	2.5 - 30	1800–12000	1.5 - 10	0 - 0.4	240–1200	

ETU850-LSI, ETU856 LSI(A), ETU860-LSIG

Cont. Amp	LSI, LSI(G), LSIG			LSI, LSI(G), LSIG		LSI(G), LSIG		LSI 3P with External CT
I_n (Amp)	I_r (Amp) (L)	t_{id} (sec) (L)	I_i (Amp) (I)	I_{sd} (Amp) (S)	t_{sd} (sec) (S)	I_g (Amp) (G)	t_g (sec) (S)	$I_N = xI_r$ (Amp)
800	315–800	2.5 - 30	1200–9600	0.6 - 10	0.05 - 0.5	160–800	0.05 - 0.8	160–1280
1000	400–1000	2.5 - 30	1500–12000	0.6 - 10	0.05 - 0.5	200–1000		200–1600
1200	500–1200	2.5 - 30	1800–12000	0.6 - 10	0.05 - 0.5	240–1200		240–1920

Connections for 75C wire for 3VA57 and 3VA67

Type	Minimum cable size	Maximum cable size	Part Number (kit of 2 lugs)	Part Number (kit of 3 lugs)	Mount Lugs to Essential Parts
TA6.1 Aluminum body lug, 3 cables (Cu/Al cable) with 1 extended terminal cover	500 kcmil	750 kcmil	3VA9772-0JJ34 ^①	3VA9773-0JJ34 ^①	
TA6.2 Aluminum body lug, 4 cables (Cu/Al cable) with 1 extended terminal cover	1/0	500 kcmil	3VA9772-0JJ43	3VA9773-0JJ43	
TA6.2 Aluminum body lug with CVT, 4 cables (Cu/Al cable) with control wire tap and 1 extended terminal cover	1/0	500 kcmil	—	3VA9773-0JC43	
TA6.3 Aluminum body lug, 4 cables (Cu/Al cable) with 1 extended terminal cover, 100% rated	1/0	500 kcmil	—	3VA9773-0JM43 ^①	
TC6.2 Copper body lug (Cu cable only) 4 cable lugs	1/0	500 kcmil	—	3VA9773-0JE43 ^①	
TA7.1 Aluminum body lug, 6 cables (Cu/Al cable) for lug mounting assembly	1/0	750 kcmil	—	3VA9773-0JJ64 ^{①②}	3VA9873-0WL00
CL1.7 Compression lug, 12 pcs, 4 per phase line or load (Cu/Al cable), with extended terminal cover	1/0	500 kcmil	—	3VA9773-0QK01	

① Meets requirements for 100% rated breakers up to 1200A, requires the use of 90 degree wire, size to 75 degree ampacity.

② Lugs Require Attachment to 3VA9873-0WL00 LMAP (Sold Separately).

For specific trip settings refer to the Electronic Trip Unit section of the 3VA Systems Manual, which can be found in the document download center at https://digitalcontentcenter.compas.siemens-info.com/SIE_IM_3VA6_Systems_Manual.pdf

3VA Molded Case Circuit Breakers

3VA57 and 3VA67 1200A Circuit Breakers

Accessories

Internal Accessories^①

Auxiliary and Alarm Switches (Form C → 1 NO and 1 NC)

Switch Type	Width	AC 50/60 Hz	DC	Catalog Number
Auxiliary Switch (AUX) HQ	1 slot	240V	250V	3VA9978-0AA12
		24V	24V	3VA9978-0AA23
Auxiliary Switch (AUX) HP	2 slots	600V	250V	3VA9978-0AA11
Trip/Bell Alarm Switch (TAS) HQ	1 slot	240V	250V	3VA9978-0AB12
		24V	24V	3VA9978-0AB13
Trip/Bell Alarm Switch (TAS) HP	2 slots	600V	250V	3VA9978-0AB11

Shunt Trips

Type	VAC 50/60 Hz	VDC	Catalog Number (3 slots)
Shunt Trip Left (STL)	380 ... 600	—	3VA9978-0BL20
	—	12	3VA9978-0BL10
	24	24 ... 30	3VA9978-0BL30
	48 ... 60	48 ... 60	3VA9978-0BL31
	110 ... 127	110 ... 127	3VA9978-0BL32
Shunt Trip Flexible (STF) ^②	208 ... 277	220 ... 250	3VA9978-0BL33
	24	—	3VA9978-0BA20
	48 ... 60	—	3VA9978-0BA21
	110 ... 127	—	3VA9978-0BA22
	208 ... 277	—	3VA9978-0BA23
	380 ... 500	—	3VA9978-0BA24
600	—	3VA9978-0BA25	

Undervoltage Release

Undervoltage Release (UVR)	VAC	VDC	Catalog Number
—	—	12	3VA9978-0BB10
—	—	24	3VA9978-0BB11
—	—	48	3VA9978-0BB12
—	125 ... 127	—	3VA9978-0BB14
—	250	—	3VA9978-0BB16
24	—	—	3VA9978-0BB20
120 ... 127	—	—	3VA9978-0BB24
208 ... 230	—	—	3VA9978-0BB25
440 ... 480	—	—	3VA9978-0BB27

Universal Release (Undervoltage and Shunt trip)

Universal Release (UNI)	VAC	VDC	Catalog Number
—	—	12	3VA9978-0BD11
—	—	24	3VA9978-0BD12
—	—	48	3VA9978-0BD13

Time-delay Device for Undervoltage Release

Type	VAC 50/60 Hz	VDC	Delay Time	Catalog Number
Time-delay Device (mounted external to circuit breaker)	230	230	Fixed – 100ms min.	3VA9978-0BF22
	—	24	Fixed – 100ms min.	3VA9978-0BF23

Internal accessories		Optional equipment		3VA5 1200 / 1600 / 2000 A 3-pole	
Auxiliary switch	Type	Slot No.:		23 22 21 11 12 13 14	
Auxiliary switch	AUX_HQ	x	x	x	x
	AUX_HQ_el	x	x	x	x
	AUX_HP	x			x
Leading changeover switch	LCS_HQ				
	LCS_HQ_el				
	LCS_HP				
Trip alarm switch	Type	Slot No.:		23 22 21 11 12 13 14	
	TAS_HQ				x
	TAS_HQ_el				x
Auxiliary release	Type	Slot No.:		23 22 21 11 12 13 14	
	Shunt trip flexible	x			
Shunt trip left	Type	Slot No.:		23 22 21 11 12 13 14	
	Internal booster	x			
Undervoltage release	Type	Slot No.:		23 22 21 11 12 13 14	
	UNI	x			
Other	Type	Slot No.:		23 22 21 11 12 13 14	
	Cylinder lock (type Ronis)				

Internal accessories		Optional equipment		3VA67/68/69 ETU Series 3 1200 / 1600 / 2000 A 3-pole		3VA67/68/69 ETU Series 8 1200 / 1600 / 2000 A 3-pole	
Auxiliary switch	Type	Slot No.:		23 22 21 11 12 13 14		23 22 21 11 12 13 14	
Auxiliary switch	AUX_HQ	x	x	x	x	x	x
	AUX_HQ_el	x	x	x	x	x	x
	AUX_HP	x			x	x	
Leading changeover switch	LCS_HQ						
	LCS_HQ_el						
	LCS_HP						
Alarm switches	Type	Slot No.:		23 22 21 11 12 13 14		23 22 21 11 12 13 14	
	TAS_HQ				x		x
	TAS_HQ_el				x		x
Electrical alarm switch	Type	Slot No.:		23 22 21 11 12 13 14		23 22 21 11 12 13 14	
	TAS_HP				x		x
Auxiliary release	Type	Slot No.:		23 22 21 11 12 13 14		23 22 21 11 12 13 14	
	Shunt trip flexible	x				x	
Shunt trip left	Type	Slot No.:		23 22 21 11 12 13 14		23 22 21 11 12 13 14	
	Internal booster	x				x	
Undervoltage release	Type	Slot No.:		23 22 21 11 12 13 14		23 22 21 11 12 13 14	
	UNI	x				x	
Other	Type	Slot No.:		23 22 21 11 12 13 14		23 22 21 11 12 13 14	
	Cylinder lock (type Ronis)						

① Refer to pages 7-123 and 7-124 for internal accessory electrical requirements.

② Shunt trip flexible can be used in the left pocket of the 3VA5 breakers. They can be used in the left or right pocket of the 3VA6 breakers.

3VA Molded Case Circuit Breakers

3VA58 1600A Thermal-Magnetic Trip Circuit Breakers

Selection

3VA58 1600A, 3-pole Frame, Thermal-Magnetic Trip Unit

Cont. Ampere Rating	M-Interrupting Class (MPAS)	H-Interrupting Class (HPAS)	C-Interrupting Class (CPAS)
	Catalog Number	Catalog Number	Catalog Number
TM230 FTAM			
1400	3VA5814-5EC31-0AA0	3VA5814-6EC31-0AA0	3VA5814-7EC31-0AA0
1600	3VA5816-5EC31-0AA0	3VA5816-6EC31-0AA0	3VA5816-7EC31-0AA0

Dimensions

Breaker	Poles	W in. (mm)	H in. (mm)	D in. (mm)	lbs.	kg
3VA58	3	9.0 (229)	16.0 (406)	6.0 (152)	69.0	31.3

Shipping Weight

Mounting Arrangement (Required for Cable Connections)

Bus connections require either "3VA9873-0QB00" or "3VA9873-0QH00"

Description	Catalog Number
Mounting Base for front connection	3VA9873-0WM00
Mounting Base for rear connection	3VA9873-0WN00
Lug Mounting Assembly	3VA9873-0WL00

Interrupting Ratings for 3VA58

Interrupting Class	Breaker Type	RMS Symmetrical Amperes (kA)								
		Volts AC (50/60 Hz)					Volts DC			
		240	480Y/ 277V	480	600Y/ 347V	600	250 (2P)	600 (3P)	750 (3P)	
M	MPAS	85	35	35	25	25	50	50	50	
H	HPAS	100	65	65	35	35	85	85	85	
C	CPAS	200	100	100	65	65	100	100	100	



3VA58 1600A 3-Pole

Ordering Information

The catalog numbers listed here are for 3VA58 1600A thermal-magnetic trip circuit breakers only. Order required mounting arrangement and necessary terminal connections as separate items.

All 3VA58 thermal-magnetic trip circuit breakers are UL listed for reverse feed applications.

For NAVAL rated thermal-magnetic trip circuit breakers, change the 13th digit of the catalog number to the number "1". (For example, a 35KA@480VAC, 1600A, 3-pole, rated 3VA58 would be catalog number 3VA5816-5EC31-**1**AA0).

All 3VA58 thermal-magnetic trip circuit breakers can be ordered 100% rated. For 100% rated thermal-magnetic trip circuit breakers, change the 13th digit of the catalog number to the number "2". (For example, a 35KA@480VAC, 1600A, 3-pole, rated 3VA58 would be catalog number 3VA5816-5EC31-**2**AA0).

3VA Molded Case Circuit Breakers

3VA68 1600A Electronic Trip Circuit Breakers

Selection



3VA68 1600A 3-Pole

Ordering Information

The catalog numbers listed below are for 3VA68 1600A Electronic trip circuit breakers only. Order required mounting arrangement and necessary terminal connectors as separate items.

All 3VA68 electronic trip circuit breakers are UL listed for reverse feed applications.

3VA68 electronic trip circuit breakers are available with 100% ratings. For 100% rated electronic trip circuit breakers, change the 13th digit of the catalog number to the number "2". (For example, a 35KA @480VAC, 1600A, 3-pole, 100% rated 3VA68 would be catalog number 3VA6816-5HL31-2AA0) Requires the use of copper lugs — see lug table below.

All 3VA6 circuit breakers are certified to UL 489 Supplement SB, are marked "Naval", and are suitable for use at 50C.

3VA68 1600A, 3-pole Frame, Electronic Trip Unit

Continuous Ampere	M-Interrupting Class (MPAE)	H-Interrupting Class (HPAE)	C-Interrupting Class (CPAE)
	Catalog Number	Catalog Number	Catalog Number
ETU320 LI with dials			
1600	3VA6816-5HL31-0AA0	3VA6816-6HL31-0AA0	3VA6816-7HL31-0AA0
ETU330 LIG with dials			
1600	3VA6816-5HM31-0AA0	3VA6816-6HM31-0AA0	3VA6816-7HM31-0AA0
ETU350 LSI with dials			
1600	3VA6816-5HN31-0AA0	3VA6816-6HN31-0AA0	3VA6816-7HN31-0AA0
ETU360 LSIG with dials			
1600	3VA6816-5HQ31-0AA0	3VA6816-6HQ31-0AA0	3VA6816-7HQ31-0AA0
ETU850 LSI with LCD and Metering			
1600	3VA6816-5KP31-0AA0	3VA6816-6KP31-0AA0	3VA6816-7KP31-0AA0
ETU856 LSI (G Alarm) with LCD and Metering			
1600	3VA6816-5KT31-0AA0	3VA6816-6KT31-0AA0	3VA6816-7KT31-0AA0
ETU860 LSIG with LCD and Metering			
1600	3VA6816-5KQ31-0AA0	3VA6816-6KQ31-0AA0	3VA6816-7KQ31-0AA0

Mounting Arrangement (Required for Cable Connections)

Bus connections require either "3VA9873-0QB00" or "3VA9873-0QH00"

Description	Catalog Number
Mounting Base for front connection	3VA9873-0WM00
Mounting Base for rear connection	3VA9873-0WN00
Lug Mounting Assembly	3VA9873-0WL00

Dimensions

Shipping Weight

Breaker	Poles	W in. (mm)	H in. (mm)	D in. (mm)	lbs.	kg
3VA68	3	9.0 (229)	16.0 (406)	6.0 (152)	69.0	31.3

Interrupting Ratings for 3VA68

Interrupting Class	Breaker Type	RMS Symmetrical Amperes (kA)				
		Volts AC (50/60 Hz)				
		240	480Y/277V	480	600Y/347V	600
M	MPAE	85	35	35	25	25
H	HPAE	100	65	65	35	35
C	CPAE	200	100	100	65	65

3VA Molded Case Circuit Breakers

3VA58 and 3VA68 1600A Circuit Breakers

Technical information

Connections for 75C wire for 3VA58 and 3VA68

Type	Minimum cable size	Maximum cable size	Part Number (kit of 1 lug)	Part Number (kit of 3 lugs)	Mount Lugs to Essential Parts
TA7.2 Aluminum body lug, 4 cables (Cu/Al cable) for mounting base front connection	600 kcmil	750 kcmil	3VA9771-0JJ44 ^④	—	3VA9873-0WM00 + 3VA9872-0WA00
TA7.2 Aluminum body lug, 4 cables (Cu/Al cable) for mounting base rear connection	600 kcmil	750 kcmil	3VA9771-0JJ44 ^⑤	—	3VA9873-0WN00
TA7.3 Aluminum body lug, 5 cables (Cu/Al cable) for mounting base front connection	300 kcmil	600 kcmil	3VA9771-0JJ53 ^④	—	3VA9873-0WM00 + 3VA9872-0WA00
TA7.3 Aluminum body lug, 5 cables (Cu/Al cable) for mounting base rear connection	300 kcmil	600 kcmil	3VA9771-0JJ53 ^⑤	—	3VA9873-0WN00
TA7.4 Aluminum body lug, 6 cables (Cu/Al cable) for mounting base front connection	300 kcmil	600 kcmil	3VA9871-0JJ63 ^④	—	3VA9873-0WM00 + 3VA9872-0WA00
TC7.3 Copper body lug, 5 cables (Cu cable only) for mounting base front connection	300 kcmil	600 kcmil	3VA9871-0JE53 ^{①③④}	—	3VA9873-0WM00 + 3VA9872-0WA00
TC7.3 Copper body lug, 5 cables (Cu cable only) for mounting base rear connection	300 kcmil	600 kcmil	3VA9871-0JE53 ^{①③⑤}	—	3VA9873-0WN00
TA7.1 Aluminum body lug, 6 cables (Cu/Al cable) for lug mounting assembly	1/0	750 kcmil	—	3VA9773-0JJ64 ^{①②}	3VA9873-0WL00

- ① Meets requirements for 100% rated breakers up to 1600A, requires the use of 90 degree wire, size to 75 degree ampacity.
- ② Lugs Require Attachment to 3VA9873-0WL00 LMAP (Sold Separately).
- ③ Part Number is for kit of 1 lug. Requires customer to purchase Qty. of 3x (kit of 1 lug).
- ④ Mounting Base Front Connection Requires Lugs to be installed on 3VA9873-0WM00 MBFC (Sold Separately) + 3VA9872-0WA00 Phase Barriers (Sold Separately).
- ⑤ Mounting Base Rear Connection Requires Lugs to be installed on 3VA9873-0WN00 MBRC (Sold Separately).

Trip Settings for 3VA68

ETU320-LI, ETU330-LIG, ETU350-LSI, ETU360-LSIG

Cont. Amp	LI, LIG, LSI, LSIG			LSI, LSIG		LIG, LSIG	
I_n (Amp)	I_r (Amp) (L)	t_{id} (sec) (L)	I_i (Amp) (I)	$I_{sd} = xI_r$ (Amp) (S)	t_{sd} (sec) (S)	I_g (Amp) (G)	t_g (sec) (S)
1600	600–1600	2.5 - 30	2400–12000	1.5–10	0 - 0.4	250–1600	0.1 / 0.3

ETU850-LSI, ETU856 LSI(A), ETU860-LSIG

Cont. Amp	LSI, LSIG, LSI(G)			LSI, LSIG, LSI(G)		LSIG, LSI(G)		LSI 3P with External CT
I_n (Amp)	I_r (Amp) (L)	t_{id} (sec) (L)	I_i (Amp) (I)	I_{sd} (Amp) (S)	t_{sd} (sec) (S)	I_g (Amp) (G)	t_g (sec) (S)	$I_N = xI_r$ (Amp)
1600	600–1600	2.5 - 30	2400–12000	0.6–10	0.05 - 0.5	320–1600	0.05-0.8	320–2560

For specific trip settings refer to the Electronic Trip Unit section of the 3VA Systems Manual, which can be found in the document download center at https://digitalcontentcenter.compas.siemens-info.com/SIE_IM_3VA6_Systems_Manual.pdf

3VA Molded Case Circuit Breakers

3VA58 and 3VA68 1600A Circuit Breakers

Accessories

Internal Accessories^①

Auxiliary and Alarm Switches (Form C → 1 NO and 1 NC)

Switch Type	Width	AC 50/60 Hz	DC	Catalog Number
Auxiliary Switch (AUX) HQ	1 slot	240V	250V	3VA9978-0AA12
		24V	24V	3VA9978-0AA23
Auxiliary Switch (AUX) HP	2 slots	600V	250V	3VA9978-0AA11
Trip/Bell Alarm Switch (TAS) HQ	1 slot	240V	250V	3VA9978-0AB12
		24V	24V	3VA9978-0AB13
Trip/Bell Alarm Switch (TAS) HP	2 slots	600V	250V	3VA9978-0AB11

Shunt Trips

Type	VAC 50/60 Hz	VDC	Catalog Number (3 slots)
Shunt Trip Left (STL)	380 ... 600	—	3VA9978-0BL20
	—	12	3VA9978-0BL10
	24	24 ... 30	3VA9978-0BL30
	48 ... 60	48 ... 60	3VA9978-0BL31
	110 ... 127	110 ... 127	3VA9978-0BL32
Shunt Trip Flexible (STF) ^②	208 ... 277	220 ... 250	3VA9978-0BL33
	24	—	3VA9978-0BA20
	48 ... 60	—	3VA9978-0BA21
	110 ... 127	—	3VA9978-0BA22
	208 ... 277	—	3VA9978-0BA23
	380 ... 500	—	3VA9978-0BA24
600	—	3VA9978-0BA25	

Undervoltage Release

Undervoltage Release (UVR)	VAC	VDC	Catalog Number
Undervoltage Release (UVR)	—	12	3VA9978-0BB10
	—	24	3VA9978-0BB11
	—	48	3VA9978-0BB12
	—	125 ... 127	3VA9978-0BB14
	—	250	3VA9978-0BB16
	24	—	3VA9978-0BB20
	120 ... 127	—	3VA9978-0BB24
	208 ... 230	—	3VA9978-0BB25
	440 ... 480	—	3VA9978-0BB27

Universal Release (Undervoltage and Shunt trip)

Universal Release (UNI)	VAC	VDC	Catalog Number
Universal Release (UNI)	—	12	3VA9978-0BD11
	—	24	3VA9978-0BD12
	—	48	3VA9978-0BD13

Time-delay Device for Undervoltage Release

Type	VAC 50/60 Hz	VDC	Delay Time	Catalog Number
Time-delay Device (mounted external to circuit breaker)	230	230	Fixed – 100ms min.	3VA9978-0BF22
	—	24	Fixed – 100ms min.	3VA9978-0BF23

Internal accessories		Optional equipment		3VA5 1200 / 1600 / 2000 A 3-pole	
		Slot No.:			
Auxiliary switch	Type				
Auxiliary switch	AUX_HQ	x	x	x	x
	AUX_HQ_el	x	x	x	x
	AUX_HP	x			x
Leading changeover switch	LCS_HQ				
	LCS_HQ_el				
	LCS_HP				
		Slot No.:			
Trip alarm switch	Type				
Trip alarm switch	TAS_HQ			x	x
	TAS_HQ_el			x	x
	TAS_HP				x
		Slot No.:			
Auxiliary release	Type				
Shunt trip flexible	STF	x			
Shunt trip left	STL	x			
Undervoltage release	UVR	x			
Universal release	UNI	x			
Other					
Cylinder lock (type Ronis)					

Internal accessories		Optional equipment		3VA67/68/69 ETU Series 3 1200 / 1600 / 2000 A 3-pole		3VA67/68/69 ETU Series 8 1200 / 1600 / 2000 A 3-pole	
		Slot No.:					
Auxiliary switch	Type						
Auxiliary switch	AUX_HQ	x	x	x	x	x	x
	AUX_HQ_el	x	x	x	x	x	x
	AUX_HP	x			x	x	
Leading changeover switch	LCS_HQ						
	LCS_HQ_el						
	LCS_HP						
		Slot No.:					
Alarm switches	Type						
Trip alarm switch	TAS_HQ			x	x		
	TAS_HQ_el			x	x		
	TAS_HP				x		
Electrical alarm switch	TAS_HQ_el						
	TAS_HP						
		Slot No.:					
Auxiliary release	Type						
Shunt trip flexible	STF	x				x	
Shunt trip left	STL	x				x	
Undervoltage release	UVR	x				x	
Universal release	UNI	x				x	
ETU/Communication							
Communication module 3VA-Server	COM060						
24 V module							
Other							
Cylinder lock (type Ronis)							

① Refer to pages 7-123 and 7-124 for internal accessory electrical requirements.

② Shunt trip flexible can be used in the left pocket of the 3VA5 breakers. They can be used in the left or right pocket of the 3VA6 breakers.

3VA Molded Case Circuit Breakers

3VA59 2000A Thermal-Magnetic Trip Circuit Breakers

Selection

3VA59 2000A, 3-pole Frame, Thermal-Magnetic Trip Unit

Cont. Ampere Rating	M-Interrupting Class (MRAS)	H-Interrupting Class (HRAS)	C-Interrupting Class (CRAS)
	Catalog Number	Catalog Number	Catalog Number
TM230 FTAM			
1800	3VA5918-5EC31-0AA0	3VA5918-6EC31-0AA0	3VA5918-7EC31-0AA0
2000	3VA5920-5EC31-0AA0	3VA5920-6EC31-0AA0	3VA5920-7EC31-0AA0

Dimensions

Breaker	Poles	W in. (mm)	H in. (mm)	D in. (mm)	lbs.	kg
3VA59	3	9.0 (229)	16.0 (406)	6.0 (152)	69.0	31.3

Shipping Weight

Mounting Arrangement (Required)

Description	Catalog Number
Mounting Base for front connection	3VA9873-0WM00
Mounting Base for rear connection	3VA9873-0WN00

Interrupting Ratings for 3VA59

Interrupting Class	Breaker Type	RMS Symmetrical Amperes (kA)							
		Volts AC (50/60 Hz)					Volts DC		
		240	480Y/ 277V	480	600Y/ 347V	600	250 (2P)	600 (3P)	750 (3P)
M	MRAS	85	35	35	25	25	50	50	50
H	HRAS	100	65	65	35	35	85	85	85
C	CRAS	200	100	100	65	65	100	100	100



3VA59 2000A 3-Pole

Ordering Information

The catalog numbers listed here are for 3VA59 2000A thermal-magnetic trip circuit breakers only. Order required mounting base assembly and necessary terminal connections as separate items.

All 3VA59 thermal-magnetic trip circuit breakers are UL listed for reverse feed applications.

For NAVAL rated (3-pole only) thermal-magnetic trip circuit breakers, change the 13th digit of the catalog number to the number "1". (For example, a 35KA@480VAC, 2000A, 3-pole, rated 3VA59 would be catalog number 3VA5920-5EC31-1AA0)

3VA Molded Case Circuit Breakers

3VA69 2000A Electronic Trip Circuit Breakers

Selection

3VA69 2000A, 3-pole Frame, Electronic Trip Unit

Continuous Ampere	M-Interrupting Class (MRAE)	H-Interrupting Class (HRAE)	C-Interrupting Class (CRAE)
	Catalog Number	Catalog Number	Catalog Number
ETU850 LSI with LCD and Metering			
2000	3VA6920-5KP31-0AA0	3VA6920-6KP31-0AA0	3VA6920-7KP31-0AA0
ETU856 LSI (G Alarm) with LCD and Metering			
2000	3VA6920-5KT31-0AA0	3VA6920-6KT31-0AA0	3VA6920-7KT31-0AA0
ETU860 LSI(G) with LCD and Metering			
2000	3VA6920-5KQ31-0AA0	3VA6920-6KQ31-0AA0	3VA6920-7KQ31-0AA0

Mounting Arrangement (Required)

Description	Catalog Number
Mounting Base for front connection	3VA9873-0WM00
Mounting Base for rear connection	3VA9873-0WN00

Dimensions

Breaker	Poles	W in. (mm)	H in. (mm)	D in. (mm)	lbs.	kg
3VA69	3	9.0 (229)	16.0 (406)	6.0 (152)	69.0	31.3

Shipping Weight

Interrupting Ratings for 3VA69

Interrupting Class	Breaker Type	RMS Symmetrical Amperes (kA)				
		Volts AC (50/60 Hz)				
		240	480Y/277V	480	600Y/347V	600
M	MRAE	85	35	35	25	25
H	HRAE	100	65	65	35	35
C	CRAE	200	100	100	65	65

ETU850-LSI, ETU856 LSI(A), ETU860-LSIG

Cont. Amp	LSI, LSIG, LSI(G)			LSI, LSIG, LSI(G)		LSIG, LSI(G)		LSI 3P with External CT
	I _r (Amp) (L)	t _{id} (sec) (L)	I _i (Amp) (L)	I _{sd} (Amp) (S)	t _{sd} (sec) (S)	I _g (Amp) (G)	t _g (sec) (S)	
2000	800-2000	2.5 - 30	3000-12000	0.6-10	0.05 - 0.5	400-2000	0.05-0.8	I _N =xI _r (Amp)

Connections for 75C wire for 3VA59 and 3VA69

Type	Minimum cable size	Maximum cable size	Part Number (kit of 1 lugs)	Mount Lugs to Essential Parts
TA7.4 Aluminum body lug, 6 cables (Cu/Al cable) for mounting base front connection, only for UL applications	300 kcmil	600 kcmil	3VA9871-0JJ63 ^{①②}	3VA9873-0WM00 + 3VA9872-0WA00
TC7.3 Copper body lug, 5 cables (Cu cable only) for mounting base front connection, only for UL applications	300 kcmil	600 kcmil	3VA9871-0JE53 ^{①②}	3VA9873-0WM00 + 3VA9872-0WA00
TC7.3 Copper body lug, 5 cables (Cu cable only) for mounting base rear connection, only for UL applications	300 kcmil	600 kcmil	3VA9871-0JE53 ^{①③}	3VA9873-0WN00

① Part Number is for kit of 1 lug. Requires customer to purchase Qty. of 3x (kit of 1 lug).

② Mounting Base Front Connection Requires Lugs to be installed on 3VA9873-0WM00 MBFC (Sold Separately) + 3VA9872-0WA00 Phase Barriers (Sold Separately).

③ Mounting Base Rear Connection Requires Lugs to be installed on 3VA9873-0WN00 MBRC (Sold Separately).



3VA69 2000A 3-Pole

Ordering Information

The catalog numbers listed below are for 3VA69 2000A Electronic trip circuit breakers only. Order required mounting base assembly and necessary terminal connectors as separate items.

All 3VA69 electronic trip circuit breakers are UL listed for reverse feed applications.

3VA Molded Case Circuit Breakers

3VA59 and 3VA69 2000A Circuit Breakers

Accessories

Internal Accessories^①

Auxiliary and Alarm Switches (Form C → 1 NO and 1 NC)

Switch Type	Width	AC 50/60 Hz	DC	Catalog Number
Auxiliary Switch (AUX) HQ	1 slot	240V	250V	3VA9978-0AA12
Auxiliary Switch (AUX) HP	2 slots	24V	24V	3VA9978-0AA23
Auxiliary Switch (AUX) HP	2 slots	600V	250V	3VA9978-0AA11
Trip/Bell Alarm Switch (TAS) HQ	1 slot	240V	250V	3VA9978-0AB12
Trip/Bell Alarm Switch (TAS) HP	2 slots	24V	24V	3VA9978-0AB13
Trip/Bell Alarm Switch (TAS) HP	2 slots	600V	250V	3VA9978-0AB11

Internal accessories		Optional equipment	
3VA5 1200 / 1600 / 2000 A 3-pole			
		Slot No.:	
Auxiliary switch	Type	23 22 21 11 12 13 14	
Auxiliary switch	AUX_HQ	x x x	x x x x
	AUX_HQ_el	x x x	x x x x
	AUX_HP	x	x x
Leading changeover switch	LCS_HQ		
	LCS_HQ_el		
	LCS_HP		
Trip alarm switch	Type		
	TAS_HQ		x x
	TAS_HQ_el		x x
Trip alarm switch	TAS_HP		x
	Auxiliary release		
	Type		
Shunt trip flexible	STF	x	
Shunt trip left	STL	x	
Undervoltage release	UVR	x	
Universal release	UNI	x	
Other			
Cylinder lock (type Ronis)			

Shunt Trips

Type	VAC 50/60 Hz	VDC	Catalog Number (3 slots)
Shunt Trip Left (STL)	380 ... 600	—	3VA9978-0BL20
	—	12	3VA9978-0BL10
	24	24 ... 30	3V9978-0BL30
	48 ... 60	48 ... 60	3VA9978-0BL31
	110 ... 127	110 ... 127	3VA9978-0BL32
Shunt Trip Flexible (STF) ^②	208 ... 277	220 ... 250	3VA9978-0BL33
	24	—	3VA9978-0BA20
	48 ... 60	—	3VA9978-0BA21
	110 ... 127	—	3VA9978-0BA22
	208 ... 277	—	3VA9978-0BA23
	380 ... 500	—	3VA9978-0BA24
	600	—	3VA9978-0BA25

Undervoltage Release

Undervoltage Release (UVR)	—	12	3VA9978-0BB10
	—	24	3VA9978-0BB11
	—	48	3VA9978-0BB12
	—	125 ... 127	3VA9978-0BB14
	—	250	3VA9978-0BB16
	24	—	3VA9978-0BB20
	120 ... 127	—	3VA9978-0BB24
	208 ... 230	—	3VA9978-0BB25
440 ... 480	—	3VA9978-0BB27	

Universal Release (Undervoltage and Shunt trip)

Universal Release (UNI)	—	12	3VA9978-0BD11
	—	24	3VA9978-0BD12
	—	48	3VA9978-0BD13

Time-delay Device for Undervoltage Release

Type	VAC 50/60 Hz	VDC	Delay Time	Catalog Number
Time-delay Device (mounted external to circuit breaker)	230	230	Fixed – 100ms min.	3VA9978-0BF22
	—	24	Fixed – 100ms min.	3VA9978-0BF23

Internal accessories		Optional equipment	
3VA67/68/69 ETU Series 3 1200 / 1600 / 2000 A 3-pole			
		Slot No.:	
Auxiliary switch	Type	23 22 21 11 12 13 14	
Auxiliary switch	AUX_HQ	x x x	x x x x
	AUX_HQ_el	x x x	x x x x
	AUX_HP	x	x x
Leading changeover switch	LCS_HQ		
	LCS_HQ_el		
	LCS_HP		
Alarm switches	Type		
	TAS_HQ		x x
	TAS_HQ_el		x x
Trip alarm switch	TAS_HP		x
	Electrical alarm switch		
	Type		
Shunt trip flexible	STF	x	
Shunt trip left	STL	x	
Undervoltage release	UVR	x	
Universal release	UNI	x	
ETU/Communication			
Communication module 3VA-Server	COM060		
24 V module			
Other			
Cylinder lock (type Ronis)			

① Refer to pages 7-123 and 7-124 for internal accessory electrical requirements.

② Shunt trip flexible can be used in the left pocket of the 3VA5 breakers. They can be used in the left or right pocket of the 3VA6 breakers.

3VA Molded Case Circuit Breakers

3VA Molded Case Switch and Motor Circuit Protector

Selection

Ordering Information

Breaking capacity (the SCCR rating) is the maximum permissible short circuit current at the installation location of the MCS in combination with an appropriate overload protective device.

For factory installed nut keepers for molded case switches and motor circuit protectors, change the 12th digit of the catalog number to "2" (required for panelboard or switchboard installation).

For factory installed standard lugs, change the 12th digit to "6" (standard lugs are identified in the lug table in the accessory section of the SpeedFax). Alternate connection technology need to be ordered separately for field installation.

Note: Factory installed nut keepers and lugs are only available for 3 Pole breakers.



Magnetic switch



Electronic Trip Unit switch

Molded Case Switch Magnetic

Frame (Breaker Type)	Max. Amp Rating	2-Pole	3-Pole	Short-Circuit Current Rating (AC)			Short-Circuit Current Rating (DC)				Instantaneous short circuit protection
		Catalog Number	Catalog Number	240V	480V	600V	125V	250V ^②	500V ^③	600V ^③	
3VA51 (HEAS)	100	3VA5110-1BB21-0AA0	3VA5110-1BB31-0AA0	150k	65k	25k ^①	30k	100k	100k	—	1600 A

		Catalog Number	Catalog Number	240V	480V	600V	250V	500V ^②	600V ^③	750V ^③	
3VA52 (HFAS)	150	3VA5215-0BB61-0AA0	3VA5215-0BB31-0AA0	100k	65k	25k	85k	85k	—	85k	2400 A
	250	3VA5225-0BB61-0AA0	3VA5225-0BB31-0AA0	100k	65k	25k	85k	85k	—	85k	2500 A
3VA53 (HJAS)	400	3VA5340-0BB61-0AA0	3VA5340-0BB31-0AA0	100k	65k	25k	85k	85k	85k	10k	6000 A
3VA54 (HLAS)	600	3VA5460-0BB61-0AA0	3VA5460-0BB31-0AA0	100k	65k	25k	85k	85k	85k	10k	6000 A
3VA55 (HMAS)	800	3VA5580-0BB62-0AA0	3VA5580-0BB32-0AA0	100k	65k	25k	85k	85k	85k	85k	8000 A
3VA57 (HNAS)	1000	3VA5710-6BB61-0AA0	3VA5710-6BB31-0AA0	100k	65k	25k	85k	85k	85k	85k	12000 A
	1200	3VA5712-6BB61-0AA0	3VA5712-6BB31-0AA0	100k	65k	25k	85k	85k	85k	85k	12000 A
3VA58 (HPAS)	1600	—	3VA5816-6BB31-0AA0	100k	65k	25k	85k	85k	85k	85k	12000 A
3VA59 (HRAS)	2000	—	3VA5920-6BB31-0AA0	100k	65k	25k	—	—	—	—	12000 A

Frame (Breaker Type)	Max. Amp Rating	2-Pole	3-Pole	Short-Circuit Current Rating (AC)			Short-Circuit Current Rating (DC)				Instantaneous short circuit protection
		Catalog Number	Catalog Number	240V	480V	600V	250V	500V ^②	600V ^③	750V ^③	
3VA52 (CFAS)	100	3VA5210-1BB61-0AA0	3VA5210-1BB31-0AA0	200k	100k	35k	100k	100k	—	100k	2500 A
	150	3VA5215-1BB61-0AA0	3VA5215-1BB31-0AA0	200k	100k	35k	100k	100k	—	100k	2400 A
	250	3VA5225-1BB61-0AA0	3VA5225-1BB31-0AA0	200k	100k	35k	100k	100k	—	100k	2500 A
3VA53 (CJAS)	400	3VA5340-1BB61-0AA0	3VA5340-1BB31-0AA0	200k	100k	35k	100k	100k	100k	10k	6000 A
3VA54 (CLAS)	600	3VA5460-1BB61-0AA0	3VA5460-1BB31-0AA0	200k	100k	35k	100k	100k	100k	10k	6000 A
3VA55 (CMAS)	800	3VA5580-1BB62-0AA0	3VA5580-1BB32-0AA0	100k	100k	50k	100k	100k	100k	100k	8000 A
3VA57 (CNAS)	1000	3VA5710-7BB61-0AA0	3VA5710-7BB31-0AA0	200k	100k	65k	100k	100k	100k	100k	12000 A
	1200	3VA5712-7BB61-0AA0	3VA5712-7BB31-0AA0	200k	100k	65k	100k	100k	100k	100k	12000 A
3VA58 (CPAS)	1600	—	3VA5816-7BB31-0AA0	200k	100k	65k	100k	100k	100k	100k	12000 A
3VA59 (CRAS)	2000	—	3VA5920-7BB31-0AA0	200k	100k	65k	—	—	—	—	12000 A

Molded Case Switch Electronic

Frame (Breaker Type)	Max. Ampere Rating	2-Pole	3-Pole	Short-Circuit Current Rating			Instantaneous short circuit protection
		Catalog Number	Catalog Number	240V	480V	600V	
3VA63 (CJAE)	400	—	3VA6340-1BB31-0AA0	200k	100k	35k	5600 A
3VA64 (CLAE)	600	—	3VA6460-1BB31-0AA0	200k	100k	35k	5400 A

① Rated at 600 Y/347 V AC.

② Two poles in series.

③ Three poles in series.

3VA Molded Case Circuit Breakers

3VA Molded Case Switch and Motor Circuit Protector

Selection

Motor circuit protector TM120M AM^③

Frame (Breaker Type)	Maximum Ampere Rating	3-Pole Catalog Number	Instantaneous short circuit protection
3VA51 (HEAP)	1	3VA5181-1MU31-0AA0	3 ... 7
		3VA5181-1MH31-0AA0	5 ... 12
	2	3VA5102-1MU31-0AA0	6 ... 14
		3VA5102-1MH31-0AA0	10 ... 24
	3	3VA5103-1MU31-0AA0	9 ... 21
		3VA5103-1MH31-0AA0	15 ... 36
	5	3VA5105-1MU31-0AA0	15 ... 35
		3VA5105-1MH31-0AA0	25 ... 60
	7	3VA5107-1MU31-0AA0	21 ... 49
		3VA5107-1MH31-0AA0	35 ... 84
	10	3VA5191-1MU31-0AA0	30 ... 70
		3VA5191-1MH31-0AA0	50 ... 120
	15	3VA5195-1MU31-0AA0	45 ... 105
		3VA5195-1MH31-0AA0	75 ... 180
	25	3VA5125-1MU31-0AA0	75 ... 175
		3VA5125-1MH31-0AA0	125 ... 300
	30	3VA5130-1MU31-0AA0	90 ... 210
		3VA5130-1MH31-0AA0	150 ... 360
40	3VA5140-1MU31-0AA0	120 ... 280	
	3VA5140-1MH31-0AA0	200 ... 480	
50	3VA5150-1MU31-0AA0	150 ... 350	
	3VA5150-1MH31-0AA0	250 ... 600	
70	3VA5170-1MU31-0AA0	210 ... 490	
	3VA5170-1MH31-0AA0	350 ... 840	
80	3VA5180-1MU31-0AA0	240 ... 560	
	3VA5180-1MH31-0AA0	400 ... 960	
90	3VA5190-1MU31-0AA0	270 ... 630	
	3VA5190-1MH31-0AA0	450 ... 1080	
100	3VA5110-1MU31-0AA0	300 ... 700	
	3VA5110-1MH31-0AA0	500 ... 1200	
110	3VA5111-1MU31-0AA0	330 ... 770	
	3VA5111-1MH31-0AA0	550 ... 1320	
125	3VA5112-1MU31-0AA0	375 ... 875	
	3VA5112-1MH31-0AA0	625 ... 1500	
3VA52 (HFAP)	150	3VA5215-0MU31-0AA0	450 ... 900
		3VA5215-0MH31-0AA0	900 ... 1800
	200	3VA5220-0MU31-0AA0	600 ... 1200
		3VA5220-0MH31-0AA0	1200 ... 2400
250	3VA5225-0MU31-0AA0	750 ... 900	
	3VA5225-0MH31-0AA0	1250 ... 2500	
3VA53 (HJAP)	250	3VA5325-0MU31-0AA0	750 ... 1500
		3VA5325-0MH31-0AA0	1500 ... 3000

Motor circuit protector TM120M AM^②


Frame (Breaker Type)	Maximum Ampere Rating	3-Pole Catalog Number	Instantaneous short circuit protection	
3VA54 (HLAP)	400	3VA5440-0MU31-0AA0	750 ... 1500	
		3VA5440-0MH31-0AA0	1200 ... 2400	
		3VA5450-0MU31-0AA0	1500 ... 3000	
	500	3VA5450-0MH31-0AA0	3000 ... 6000	
		600	3VA5460-0MU31-0AA0	1800 ... 3600
			3VA5460-0MH31-0AA0	3000 ... 6000
3VA55 (HMAP)	600	3VA5560-0MH32-0AA0	4800 ... 9600	
3VA52 (CFAP)	150	3VA5215-1MU31-0AA0	450 ... 900	
		3VA5215-1MH31-0AA0	900 ... 1800	
	200	3VA5220-1MU31-0AA0	600 ... 1200	
		3VA5220-1MH31-0AA0	1200 ... 2400	
	250	3VA5225-1MH31-0AA0	750 ... 900	
		3VA5225-1MU31-0AA0	1250 ... 2500	
3VA53 (CJAP)	250	3VA5325-1MU31-0AA0	750 ... 1500	
		3VA5325-1MH31-0AA0	1500 ... 3000	
3VA54 (CLAP)	400	3VA5440-1MU31-0AA0	750 ... 1500	
		3VA5440-1MH31-0AA0	2400 ... 4800	
	500	3VA5450-1MU31-0AA0	1500 ... 3000	
		3VA5450-1MH31-0AA0	3000 ... 6000	
	600	3VA5460-1MU31-0AA0	1500 ... 3000	
		3VA5460-1MH31-0AA0	3000 ... 6000	
3VA55 (CMAP)	600	3VA5560-1MH32-0AA0	4800 ... 9600	

Motor circuit protector ETU310M^②

Frame (Breaker Type)	Maximum Ampere Rating	3-Pole Catalog Number	Instantaneous short circuit protection
3VA61 (CDAR)	25	3VA6125-1MS31-0AA0	75 ... 375
	30	3VA6130-1MS31-0AA0	90 ... 450
	40	3VA6140-1MS31-0AA0	120 ... 600
	50	3VA6150-1MS31-0AA0	150 ... 750
	70	3VA6170-1MS31-0AA0	210 ... 1050
	80	3VA6180-1MS31-0AA0	240 ... 1200
	90	3VA6190-1MS31-0AA0	270 ... 1350
	100	3VA6110-1MS31-0AA0	300 ... 1500
	3VA62 (CFAR-Y)	110	3VA6211-1MS31-0AA0
125		3VA6212-1MS31-0AA0	375 ... 1875
150		3VA6215-1MS31-0AA0	450 ... 2250
200	3VA6220-1MS31-0AA0	600 ... 2400	
	3VA6220-1MS31-0AA0	600 ... 2400	
3VA63 (CJAR)	200	3VA6320-1MS31-0AA0	600 ... 3000
	250	3VA6325-1MS31-0AA0	750 ... 3750
3VA64 (CLAR)	400	3VA6440-1MS31-0AA0	1200 ... 5200
	500	3VA6450-1MS31-0AA0	1500 ... 6000
3VA65 (CMAR)	800	3VA6580-1MS32-0AA0	2400 ... 12000

Interrupting Ratings

Frame	Breaker Type	RMS Symmetrical Amperes (kA)			
		Volts AC (50/60 Hz)			
		240	480	600Y/347V	600
3VA51	HEAP	150	65	25	—
3VA52	HFAP	100	65	25	25
	CFAP	200	100	35	35
3VA53	HJAP	100	65	25	25
	CHAP	200	100	35	35
3VA54	HLAP	100	65	25	25
	CLAP	200	100	35	35
3VA55	HMAP	100	65	25	—
	CMAP	200	100	50	—
3VA61	CDAR	200	100	35	35
3VA62	CFAR	200	100	35	35
3VA63	CJAR	200	100	35	35
3VA64	CLAR	200	100	35	35
3VA65	CMAR	200	100	42	—



Motor Circuit Protector

- ① Rated at 600 Y/347 V AC.
 ② SCCR is 100kA at 480 V. SCCR rating is the maximum permissible short circuit current of the MCP in combination with an appropriate overload protection device.
 ③ SCCR is 65kA at 480 V. SCCR rating is the maximum permissible short circuit current of the MCP in combination with an appropriate overload protection device.

3VA Molded Case Circuit Breakers



3VA Internal Accessories

Selection

Internal Accessories^③

Auxiliary and Alarm Switches (Form C → 1 NO and 1 NC)

Switch Type	Width	AC 50/ 60 Hz	DC	Catalog Number
Auxiliary Switch (AUX) HQ	1 slot	24 ... 300V	24 ... 250V	3VA9978-0AA12
Leading Changeover Switch (LCS) HQ				3VA9978-0AA22
Trip/Bell Alarm Switch (TAS) HQ				3VA9978-0AB12
Electronic Alarm (EAS) HQ electronic ^④				3VA9978-0AB22
Auxiliary Switch (AUX) HP	2 slots	24 ... 600V	24 ... 250V	3VA9978-0AA11
Leading Changeover Switch (LCS) HP				3VA9978-0AA21
Trip/Bell Alarm Switch (TAS) HP				3VA9978-0AB11
Electronic Alarm (EAS) HP ^④				—
Auxiliary Switch (AUX) HQ electronic	1 slot	24	24	3VA9978-0AA13
Leading Changeover Switch (LCS) HQ electronic				3VA9978-0AA23
Trip/Bell Alarm Switch (TAS) HQ electronic				3VA9978-0AB13
Electronic Alarm (EAS) HQ electronic ^④				3VA9978-0AB23



Shunt Trips

Type	VAC 50/60 Hz	VDC	Catalog Number (3 slots)
Shunt Trip Left (STL)	380 ... 600	—	3VA9978-0BL20
	—	12	3VA9978-0BL10
	24	24 ... 30	3VA9978-0BL30
	48 ... 60	48 ... 60	3VA9978-0BL31
	110 ... 127	110 ... 127	3VA9978-0BL32
	208 ... 277	220 ... 250	3VA9978-0BL33
Shunt Trip Flexible (STF) ^②	24	—	3VA9978-0BA20
	48 ... 60	—	3VA9978-0BA21
	110 ... 127	—	3VA9978-0BA22
	208 ... 277	—	3VA9978-0BA23
	380 ... 500	—	3VA9978-0BA24
	600	—	3VA9978-0BA25



Undervoltage Release

Undervoltage Release (UVR)	—	12	3VA9978-0BB10
	—	24	3VA9978-0BB11
	—	48	3VA9978-0BB12
	—	125 ... 127	3VA9978-0BB14
	—	250	3VA9978-0BB16
	24	—	3VA9978-0BB20
	120 ... 127	—	3VA9978-0BB24
	208 ... 230	—	3VA9978-0BB25
	440 ... 480	—	3VA9978-0BB27



Universal Release (Undervoltage and Shunt trip)

Universal Release (UNI)	—	12	3VA9978-0BD11
	—	24	3VA9978-0BD12
	—	48	3VA9978-0BD13

Time-delay Device for Undervoltage Release

Type	VAC 50/60 Hz	VDC	Delay Time	Catalog Number
Time-delay Device (mounted external to circuit breaker)	230	230	Fixed – 100ms minimum	3VA9978-0BF22
	—	24	Fixed – 100ms minimum	3VA9978-0BF23

① Use only with 3VA6.

② Shunt trip flexible can be used in the left pocket of the 3VA5 breakers. They can be used in the left or right pocket of the 3VA6 breakers.


③ Refer to pages 7-123 and 7-124 for internal accessory electrical requirements.

3VA Molded Case Circuit Breakers

3VA Manual Operators

Selection

Front Mounted Rotary Operator

	Type	Color	3VA5 125A	3VA5 250A	3VA6 150A 250A	3VA5 3VA6 400A 600A	3VA5 3VA6 800A 1000A	3VA5 3VA6 1200A- 2000A	Catalog Number
 <p>Degree of protection NEMA 1</p>	Standard without illumination kit	Gray	✓	—	—	—	—	—	3VA9137-0EK11
			—	✓	✓	—	—	—	3VA9277-0EK11
			—	—	—	✓	—	—	3VA9447-0EK11
			—	—	—	—	✓	—	3VA9677-0EK11
			—	—	—	—	—	✓	3VA9877-0EK11
	Standard with illumination kit	Gray	✓	—	—	—	—	—	3VA9137-0EK13
			—	✓	✓	—	—	—	3VA9277-0EK13
			—	—	—	✓	—	—	3VA9447-0EK13
	EMERGENCY-OFF without illumination kit	Yellow-Red	✓	—	—	—	—	—	3VA9137-0EK15
			—	✓	✓	—	—	—	3VA9277-0EK15
			—	—	—	✓	—	—	3VA9447-0EK15
			—	—	—	—	✓	—	3VA9677-0EK15
	EMERGENCY-OFF with illumination kit	Yellow-Red	✓	—	—	—	—	—	3VA9137-0EK17
			—	✓	✓	—	—	—	3VA9277-0EK17
			—	—	—	✓	—	—	3VA9447-0EK17
			—	—	—	—	✓	—	3VA9677-0EK17
	Standard with door interlock	Gray	✓	—	—	—	—	—	3VA9137-0EK21
			—	✓	✓	—	—	—	3VA9277-0EK21
			—	—	—	✓	—	—	3VA9447-0EK21
			—	—	—	—	✓	—	3VA9677-0EK21
	Standard with door interlock, with illumination kit	Gray	✓	—	—	—	—	—	3VA9137-0EK23
			—	✓	✓	—	—	—	3VA9277-0EK23
			—	—	—	✓	—	—	3VA9447-0EK23
	EMERGENCY-OFF with door interlock	Yellow-Red	✓	—	—	—	—	—	3VA9137-0EK25
—			✓	✓	—	—	—	3VA9277-0EK25	
—			—	—	✓	—	—	3VA9447-0EK25	
—			—	—	—	✓	—	3VA9677-0EK25	
EMERGENCY-OFF with door interlock, with illumination kit	Yellow-Red	✓	—	—	—	—	—	3VA9137-0EK27	
		—	✓	✓	—	—	—	3VA9277-0EK27	
		—	—	—	✓	—	—	3VA9447-0EK27	
Standard with door interlock, with door open function	Gray	✓	—	—	—	—	—	3VA9137-0EK31	
		—	✓	✓	—	—	—	3VA9277-0EK31	
		—	—	—	✓	—	—	3VA9447-0EK31	
		—	—	—	—	✓	—	3VA9677-0EK31	
Standard with door interlock, with door open function, with illumination kit	Gray	✓	—	—	—	—	—	3VA9137-0EK33	
		—	✓	✓	—	—	—	3VA9277-0EK33	
		—	—	—	✓	—	—	3VA9447-0EK33	
EMERGENCY-OFF with door interlock, with door open function	Yellow-Red	✓	—	—	—	—	—	3VA9137-0EK35	
		—	✓	✓	—	—	—	3VA9277-0EK35	
		—	—	—	✓	—	—	3VA9447-0EK35	
		—	—	—	—	✓	—	3VA9677-0EK35	
EMERGENCY-OFF with door interlock, with door open function, with illumination kit	Yellow-Red	✓	—	—	—	—	—	3VA9137-0EK37	
		—	✓	✓	—	—	—	3VA9277-0EK37	
		—	—	—	✓	—	—	3VA9447-0EK37	



7 MOLDED CASE CIRCUIT BREAKERS

3VA Molded Case Circuit Breakers

3VA Manual Operators

Selection

Door Mounted Rotary Operator^{①②}

	Type	Color	3VA5	3VA5	3VA6	3VA5	3VA5	3VA5	Catalog Number	
			125A	250A	150A 250A	3VA5 3VA6 400A 600A	3VA5 3VA6 800A 1000A	3VA5 3VA6 1200A - 2000A		
 <p>Degree of protection Type 1, 12, 3R and 4X</p>	Standard	Gray	✓	—	—	—	—	—	3VA9137-0FK21	
			—	✓	✓	—	—	—	3VA9277-0FK21	
			—	—	—	✓	—	—	3VA9447-0FK21	
			—	—	—	—	✓	—	3VA9677-0FK21	
			—	—	—	—	—	✓	3VA9877-0FK21	
	Standard with illumination kit	Gray	✓	—	—	—	—	—	3VA9137-0FK23	
			—	✓	✓	—	—	—	3VA9277-0FK23	
			—	—	—	✓	—	—	3VA9447-0FK23	
			—	—	—	—	✓	—	3VA9677-0FK23	
			—	—	—	—	—	✓	3VA9877-0FK23	
	EMERGENCY-OFF without illumination kit	Yellow- Red	✓	—	—	—	—	—	3VA9137-0FK25	
			—	✓	✓	—	—	—	3VA9277-0FK25	
			—	—	—	✓	—	—	3VA9447-0FK25	
			—	—	—	—	✓	—	3VA9677-0FK25	
			—	—	—	—	—	✓	3VA9877-0FK25	
	EMERGENCY-OFF with illumination kit	Yellow- Red	✓	—	—	—	—	—	3VA9137-0FK27	
			—	✓	✓	—	—	—	3VA9277-0FK27	
			—	—	—	✓	—	—	3VA9447-0FK27	
			—	—	—	—	✓	—	3VA9677-0FK27	
			—	—	—	—	—	✓	3VA9877-0FK27	
	Standard with door interlock, with open door function	Gray	✓	—	—	—	—	—	3VA9137-0FK31	
			—	✓	✓	—	—	—	3VA9277-0FK31	
			—	—	—	✓	—	—	3VA9447-0FK31	
			—	—	—	—	✓	—	3VA9677-0FK31	
—			—	—	—	—	✓	3VA9877-0FK31		
Standard with door interlock, with open door function with illumination kit	Gray	✓	—	—	—	—	—	3VA9137-0FK33		
		—	✓	✓	—	—	—	3VA9277-0FK33		
		—	—	—	✓	—	—	3VA9447-0FK33		
		—	—	—	—	✓	—	3VA9677-0FK33		
		—	—	—	—	—	✓	3VA9877-0FK33		
EMERGENCY-OFF with door interlock, with open door function	Yellow- Red	✓	—	—	—	—	—	3VA9137-0FK35		
		—	✓	✓	—	—	—	3VA9277-0FK35		
		—	—	—	✓	—	—	3VA9447-0FK35		
		—	—	—	—	✓	—	3VA9677-0FK35		
		—	—	—	—	—	✓	3VA9877-0FK35		
EMERGENCY-OFF with door interlock, with open door function, with illumination kit	Yellow- Red	✓	—	—	—	—	—	3VA9137-0FK37		
		—	✓	✓	—	—	—	3VA9277-0FK37		
		—	—	—	✓	—	—	3VA9447-0FK37		
		—	—	—	—	✓	—	3VA9677-0FK37		
		—	—	—	—	—	✓	3VA9877-0FK37		
 <p>NFPA-79 Supplementary Handles</p>	Standard	Gray	✓	—	—	—	—	—	3VA9137-0GC01	
			—	✓	✓	—	—	—	3VA9477-0GC01	
			—	—	—	✓	—	—	3VA9477-0GC11	
			—	—	—	—	✓	—	3VA9677-0GC01	
			—	—	—	—	—	✓	3VA9877-0GC01	
	EMERGENCY-OFF	Yellow- Red	✓	—	—	—	—	—	—	3VA9137-0GC05
			—	✓	✓	—	—	—	3VA9477-0GC05	
			—	—	—	✓	—	—	3VA9477-0GC15	
			—	—	—	—	✓	—	3VA9677-0GC05	
			—	—	—	—	—	✓	3VA9877-0GC05	

① Lockable with up to three padlock hasps.




② All door mounted rotary operators include the tolerance compensation feature.

3VA Molded Case Circuit Breakers

3VA Manual Operators

Selection

Side Mounted Rotary Operator^①

	Type	Color	3VA5 125A	3VA5 250A	3VA6 150A 250A	3VA5 3VA6 400A 600A	3VA5 3VA6 800A 1000A	Catalog Number
 <ul style="list-style-type: none"> Without mounting plate Rotary operator with shaft 300 mm Handle with masking plate 75 x 75 mm Degree of protection Type 1, 12, 3R, 4X 	Standard	Gray	✓	—	—	—	—	3VA9137-0PK11
			—	✓	✓	—	—	3VA9277-0PK11
	Standard with illumination kit	Gray	✓	—	—	—	—	3VA9137-0PK13
			—	✓	✓	—	—	3VA9277-0PK13
	EMERGENCY-OFF	Yellow-Red	✓	—	—	—	—	3VA9137-0PK15
			—	✓	✓	—	—	3VA9277-0PK15
 <ul style="list-style-type: none"> With mounting plate Rotary operator with short shaft Handle with masking plate 75 x 75 mm Degree of protection Type 1, 12, 3R, 4X 	Standard with mounting plate	Gray	✓	—	—	—	—	3VA9137-0PK51
			—	✓	✓	—	—	3VA9277-0PK51
	Standard with mounting plate, with illumination kit	Gray	✓	—	—	—	—	3VA9137-0PK53
			—	✓	✓	—	—	3VA9277-0PK53
	EMERGENCY-OFF with mounting plate	Yellow-Red	✓	—	—	—	—	3VA9137-0PK55
			—	✓	✓	—	—	3VA9277-0PK55
 <p>Side Mounted Rotary Operator Door Interlock</p>	Standard for use with the side wall mounted rotary operators	Gray	✓	—	—	—	—	3VA9177-0VF40
			—	✓	✓	—	—	3VA9277-0VF40
	Without mounting plate							


① Lockable with up to three padlock hasps.

3VA Molded Case Circuit Breakers


3VA Manual Operators

Selection


Breaker Operator

		Type	Color	3VA5 125A	3VA5 250A	3VA6 150A– 250A	3VA5 3VA6 400A– 600A	3VA5 3VA6 800A– 1000A	3VA5 3VA6 1200A– 2000A	Catalog Number
 3VA9277-0GK00 3VA9677-0GK00	Without handle, without shaft adapter	Gray	✓	—	—	—	—	—	—	3VA9137-0GK00
			—	✓	✓	—	—	—	—	3VA9277-0GK00
			—	—	—	✓	—	—	—	3VA9447-0GK00
	Without handle, with shaft adapter	Gray	—	—	—	—	✓	—	—	3VA9677-0GK00
			—	—	—	—	—	✓	—	3VA9877-0GK00

Handles with Masking Plate (Purchase breaker operator, shaft and shaft adapter separately)

		Type	Color	Tolerance Compensation	Door Open Function	3VA5 125A	3VA5 250A	3VA6 150A– 250A	3VA5 3VA6 400A– 600A	3VA5 3VA6 800A– 1000A	3VA5 3VA6 1200A– 2000A	Catalog Number		
 ■ Degree of protection Type 1, 12, 3R and 4X	Standard	Gray	Without	Without	✓	✓	✓	—	—	—	—	8UD1721-0AB11		
			With	Without	✓	✓	✓	—	—	—	—	—	8UD1721-0AB21	
			Without	Without	—	—	—	✓	—	—	—	—	—	8UD1731-0AB11
			With	Without	—	—	—	✓	—	—	—	—	—	8UD1731-0AB21
			Without	With	✓	✓	✓	—	—	—	—	—	—	8UD1721-0AC11
			With	With	✓	✓	✓	—	—	—	—	—	—	8UD1721-0AC21
			Without	With	—	—	—	✓	—	—	—	—	—	8UD1731-0AC11
			With	With	—	—	—	✓	—	—	—	—	—	8UD1731-0AC21
			Without	With	—	—	—	—	—	—	✓	✓	—	8UD1741-0AB11
	With	With	—	—	—	—	—	—	✓	✓	—	8UD1741-0AB21		
	Emergency	Yellow- Red	Without	Without	✓	✓	✓	—	—	—	—	—	8UD1721-0AB15	
			With	Without	✓	✓	✓	—	—	—	—	—	8UD1721-0AB25	
			Without	Without	—	—	—	✓	—	—	—	—	—	8UD1731-0AB15
			With	Without	—	—	—	✓	—	—	—	—	—	8UD1731-0AB25
			Without	With	✓	✓	✓	—	—	—	—	—	—	8UD1721-0AC15
			With	With	✓	✓	✓	—	—	—	—	—	—	8UD1721-0AC25
			Without	With	—	—	—	✓	—	—	—	—	—	8UD1731-0AC15
			With	With	—	—	—	✓	—	—	—	—	—	8UD1731-0AC25
			Without	With	—	—	—	—	—	—	✓	✓	—	8UD1741-0AB15
With			With	—	—	—	—	—	—	✓	✓	—	8UD1741-0AB25	

Metal Rotary Handles (Purchase breaker operator, shaft and shaft adapter separately)

		Type	Color	Tolerance Compensation	Door Open Function	3VA5 125A	3VA5 250A	3VA6 150A– 250A	3VA5 3VA6 400A– 600A	3VA5 3VA6 800A– 1000A	3VA5 3VA6 1200A– 2000A	Catalog Number	
 ■ Large, degree of protection Type 1, 3, 3R, 12 ■ Large, degree of protection Type 4, 4X ■ Compact, degree of protection Type 1,3,3R,12 ■ Compact, degree of protection Type 4, 4X ■ Long, degree of protection 1,3,3R,12 ■ Compact, degree of protection 1,3,3R,12	Metal	Black	—	With	✓	✓	✓	✓	✓	✓	✓	RHOH	
			—	With	✓	✓	✓	✓	✓	✓	✓	✓	RHOH4
	Compact	Black	—	With	✓	✓	✓	✓	✓	—	—	—	RHOHC
			—	With	✓	✓	✓	✓	✓	—	—	—	RHOH4C
	Emergency	Red	—	With	✓	✓	✓	✓	✓	✓	✓	✓	RHVPEMH
			—	With	✓	✓	✓	✓	✓	—	—	—	RHVMEMH

For additional information for selecting handle and breaker operator combinations, please refer to the brochure:



https://digitalcontentcenter.compas.siemens-info.com/SIE_FL_3VA_Handles.pdf

3VA Molded Case Circuit Breakers

3VA Manual Operators

Selection

Pistol Grip Handles (Purchase breaker operator, shaft and shaft adapter separately)

	Degree of Protection	Handle Type	Color	Tolerance Compensation	Door Open Function	3VA5 125A	3VA5 250A	3VA6 150A 250A	3VA5 3VA6 400A 600A	3VA5 3VA6 800A 1000A	Catalog Number
	Type 1,3R,12	Plastic	Gray	—	With	✓	✓	✓	✓	—	3VA9477-0FH11
	Type 4X	Plastic (metal padlock hasp)	Gray	—	With	✓	✓	✓	✓	—	3VA9477-0FH41
	Type 1,3R,12	Emergency	Red	—	With	✓	✓	✓	✓	—	3VA9477-0FH15
	Type 4X	Emergency (metal padlock hasp)	Red	—	With	✓	✓	✓	✓	—	3VA9477-0FH45

Door Mounted Rotary Operator Accessories








	Type	3VA5 125A	3VA5 250A	3VA6 150A 250A	3VA5 3VA6 400A 600A	3VA5 3VA6 800A 1000A	3VA5 3VA6 1200A–2000A	Catalog Number
	8 mm Shaft 300 mm/12 in long for 8UD plastic handles (Fixing bracket optional)	✓	✓	✓	✓	—	—	8UD1900-2WA00
	8 mm Shaft 600 mm/24 in long for 8UD plastic handles (Fixing bracket required)	✓	✓	✓	✓	—	—	8UD1900-2WB00
	12 mm Shaft 300 mm/12 in long for 8UD plastic handles	—	—	—	—	✓	✓	8UD1900-4WA00
	12 mm Shaft 600 mm/24 in long for 8UD plastic handles	—	—	—	—	✓	✓	8UD1900-4WB00
	8 mm Shaft 300 mm/12 in long for metal handles (Fixing bracket optional)	✓	✓	✓	✓	—	—	3VA9477-0GF20
	8 mm Shaft 600 mm/24 in long for metal handles (Fixing bracket required)	✓	✓	✓	✓	—	—	3VA9477-0GF21
	12 mm Shaft 300/12 in mm long for metal handles (Fixing bracket optional)	—	—	—	—	✓	✓	3VA9877-0GF22
	12 mm Shaft 600 mm/24 in long for metal handles (Fixing bracket required)	—	—	—	—	✓	✓	3VA9877-0GF23
	8 mm Shaft 300/12 in mm long for pistol grip handles (Fixing bracket optional)	✓	✓	✓	✓	—	—	3VA9477-0GF10
	8 mm Shaft 600 mm long/24 in for pistol grip handles (Fixing bracket required)	✓	✓	✓	✓	—	—	3VA9477-0GF11
	Adapter for 8 mm Shaft for door mounted operator	✓	✓	✓	✓	—	—	8UD1900-2DA00
	Adapter for 12 mm Shaft for door mounted operator	—	—	—	—	✓	✓	8UD1900-4DA00
	Fixing bracket for Shaft	✓	—	—	—	—	—	3VA9137-0GA80
		—	✓	✓	✓	—	—	3VA9477-0GA80
	Fixing bracket for 12 mm x 12 mm shaft	—	—	—	—	✓	—	3VA9677-0GA80
		—	—	—	—	—	✓	—
	Variable depth adapter 8 x 8 mm	✓	✓	✓	✓	—	—	3VA9487-0GB10
	Door Coupling 8 mm x 8 mm (for 8UD plastic handles)	✓	✓	✓	—	—	—	8UD1900-2HA00
	Door coupling 12 mm x 12 mm (for 8UD plastic handles)	—	—	—	✓	✓	✓	8UD1900-4HA00
	Mounting tolerance compensation 8 x 8 mm (for 8UD plastic handles)	✓	✓	✓	✓	—	—	8UD1900-2GA00
	Mounting tolerance compensation 12 mm x 12 mm (for 8UD plastic handles)	—	—	—	—	✓	✓	8UD1900-4GA00

3VA Molded Case Circuit Breakers

3VA Manual Operators

Selection

General Accessories for Manual Operators

	Type	Details	Part Number	
	Labeling plate for manual operators	—	3VA9087-0SX10	
	Illumination kit for manual operators 24 V DC voltage	For Molded Case Circuit Breakers		
		3VA5, 125...250 A	Front mounted rotary operators	8UD1900-0KA10
		3VA6, 150...600 A	Front mounted rotary operators	8UD1900-0KA20
		3VA5, 3VA6, 125...600 A	Door mounted rotary operators	8UD1900-0KA20
3VA5, 3VA6, 800..1000A	8UD1900-0KA30			
	Cylinder Lock (type Kaba) ■ For 8UD plastic door mounted rotary operators (in masking plate) ■ Standard masking plate	Key 1	8UD1900-0MB01	
		Key 2	8UD1900-0NB01	
		Key 3	8UD1900-0PB01	
		Key 4	8UD1900-0QB01	
	Cylinder Lock (type Kaba) [Ⓞ] ■ For 8UD plastic door mounted rotary operators (in masking plate) ■ Standard masking plate	Key 1	8UD1900-0MC01	
		Key 2	8UD1900-0NC01	
		Key 3	8UD1900-0PC01	
		Key 4	8UD1900-0QC01	
	Cylinder Lock (type Kaba) ■ For 8UD plastic door mounted rotary operators (in masking plate) ■ EMERGENCY-OFF masking plate	Key 1	8UD1900-0MB05	
		Key 2	8UD1900-0NB05	
		Key 3	8UD1900-0PB05	
		Key 4	8UD1900-0QB05	
	Cylinder Lock (type Kaba) [Ⓞ] ■ For 8UD plastic door mounted rotary operators (in masking plate) ■ EMERGENCY-OFF masking plate	Key 1	8UD1900-0MC05	
		Key 2	8UD1900-0NC05	
		Key 3	8UD1900-0PC05	
		Key 4	8UD1900-0QC05	
	Cylinder Lock (type Ronis) ■ includes 2 keys ■ for locking or interlocking ■ installation in all rotary operators w/ shaft stub	Key 1	3VA9980-0VL10	
		Key 3	3VA9980-0VL30	
		Key 4	3VA9980-0VL40	
	Cylinder lock adapter for 8UD rotary operator ■ to mount in rotary operator		3VA9980-0LF20	
	Cylinder lock adaptor for front mounted rotary operator 3VA9677-0EK.. and door mounted rotary operator 3VA9677-0FK.. 3VA55/3VA65/3VA66		3VA9670-0LF20	

3VA Molded Case Circuit Breakers

3VA Manual and Motor Operators

Selection

Max Flex Operator

	Type	3VA5 125A	3VA5 250A	3VA6 150A 250A	3VA5 3VA6 400A 600A	3VA5 3VA6 800A 1000A	3VA5 3VA6 1200A 1600A 2000A	Catalog Number
 <p>Complete kit and spare mechanism</p>	Complete Kit	✓	—	—	—	—	—	3VA9137-0CK12
	<ul style="list-style-type: none"> Operating mechanism Plastic handle, NEMA 1/12, black=OFF, green=ON Bowden Cable 36 inches (0.9m) long 	—	✓	✓	—	—	—	3VA9277-0CK12
	—	—	—	—	✓	—	—	3VA9477-0CK12
	Complete Kit	✓	—	—	—	—	—	3VA9137-0CK72
	<ul style="list-style-type: none"> Operating mechanism Steel handle, epoxy coated NEMA 1/3R/12, black=OFF, red=ON, Bowden Cable 36 inches (0.9m) long 	—	✓	✓	—	—	—	3VA9277-0CK72
	—	—	—	—	✓	—	—	3VA9477-0CK72
	—	—	—	—	—	✓	—	3VA9677-0CK72
	—	—	—	—	—	—	✓	3VA9877-0CK72
	Operating Mechanism (spare)	✓	—	—	—	—	—	3VA9137-0CB10
	<ul style="list-style-type: none"> Operating mechanism Screws Hex nut Spring Spring adjuster 	—	✓	✓	—	—	—	3VA9277-0CB10
	—	—	—	—	✓	—	—	3VA9477-0CB10
	—	—	—	—	—	✓	—	3VA9677-0CB10
—	—	—	—	—	—	✓	3VA9877-0CB10	
	Handle - Plastic, NEMA 1/12, black = OFF, green = ON	✓	✓	✓	✓	—	—	3VA9977-0CH12
	Handle - Steel, Epoxy coated, NEMA 1/3R/12, black = OFF, red = ON	✓	✓	✓	✓	—	—	3VA9977-0CH72
	—	—	—	—	—	✓	✓	3VA9877-0CH72
	Handle - Steel, Epoxy coated, NEMA 1/3R/12, black = OFF, black = ON	✓	✓	✓	✓	—	—	3VA9977-0CH74
	—	—	—	—	—	✓	✓	3VA9877-0CH74
	Handle - Steel, chrome-plated, NEMA 4/4X, black = OFF, red = ON	✓	✓	✓	✓	—	—	3VA9977-0CH82
Handle - Steel, chrome-plated, NEMA 4/4X, black = OFF, black = ON	✓	✓	✓	✓	—	—	3VA9977-0CH84	
Handle - Stainless steel, NEMA 4, 4X, red = ON, black =OFF	—	—	—	—	—	✓	✓	3VA9877-0CH82
	Bowden Cable, 36 inches (0.9m)	✓	✓	✓	—	—	—	3VA9278-0CC10
	Bowden Cable, 48 inches (1.2m)	✓	✓	✓	—	—	—	3VA9278-0CC20
	Bowden Cable, 60 inches (1.5m)	✓	✓	✓	—	—	—	3VA9278-0CC30
	Bowden Cable, 72 inches (1.8m)	✓	✓	✓	—	—	—	3VA9278-0CC40
	Bowden Cable, 84 inches (2.1m)	✓	✓	✓	—	—	—	3VA9278-0CC50
	Bowden Cable, 96 inches (2.4m)	✓	✓	✓	—	—	—	3VA9278-0CC60
	Bowden Cable, 120 inches (3.0m)	✓	✓	✓	—	—	—	3VA9278-0CC70
	Bowden Cable, 144 inches (3.6m)	✓	✓	✓	—	—	—	3VA9278-0CC80
	Bowden Cable, 36 inches (0.9m)	—	—	—	✓	—	—	3VA9578-0CC10
	Bowden Cable, 48 inches (1.2m)	—	—	—	✓	—	—	3VA9578-0CC20
	Bowden Cable, 60 inches (1.5m)	—	—	—	✓	—	—	3VA9578-0CC30
	Bowden Cable, 72 inches (1.8m)	—	—	—	✓	—	—	3VA9578-0CC40
	Bowden Cable, 84 inches (2.1m)	—	—	—	✓	—	—	3VA9578-0CC50
	Bowden Cable, 96 inches (2.4m)	—	—	—	✓	—	—	3VA9578-0CC60
	Bowden Cable, 120 inches (3.0m)	—	—	—	✓	—	—	3VA9578-0CC70
	Bowden Cable, 144 inches (3.6m)	—	—	—	✓	—	—	3VA9578-0CC80
	Bowden Cable, 48 inches (1.2m)	—	—	—	—	✓	✓	3VA9877-0CC20
	Bowden Cable, 60 inches (1.5m)	—	—	—	—	✓	✓	3VA9877-0CC30
	Bowden Cable, 72 inches (1.8m)	—	—	—	—	✓	✓	3VA9877-0CC40
	Bowden Cable, 96 inches (2.4m)	—	—	—	—	✓	✓	3VA9877-0CC60
Bowden Cable, 120 inches (3.0m)	—	—	—	—	✓	✓	3VA9877-0CC70	
Bowden Cable, 144 inches (3.6m)	—	—	—	—	✓	✓	3VA9877-0CC80	
	MaxFlex Auxiliary switch (leading from On to Off)	✓	✓	✓	✓	✓	✓	3VA9478-0CX10
	<ul style="list-style-type: none"> 1 CO 	—	—	—	—	—	—	—
—	MaxFlex Auxiliary switch (leading from On to Off)	✓	✓	✓	✓	✓	✓	3VA9478-0CX20
—	<ul style="list-style-type: none"> 2 CO 	—	—	—	—	—	—	—


7 MOLDED CASE CIRCUIT BREAKERS

3VA Molded Case Circuit Breakers



3VA Manual and Motor Operators

Selection

Variable depth flange mounted operator kit

	Type	3VA5	3VA5	3VA6	3VA5	Catalog Number
		125A	250A	150A 250A	3VA6 400A 600A	
	Complete kit comprising: ■ Switching mechanism adjustable depth 200mm to 400mm ■ Epoxy coated steel handle, NEMA 1/3R/12, black = OFF, red = ON	✓	—	—	—	3VA9138-0DK72
		—	✓	✓	—	3VA9278-0DK72
		—	—	—	✓	3VA9478-0DK72
	Complete kit comprising: ■ Switching mechanism adjustable depth 200mm to 400mm ■ Stainless steel handle, chrome-plated NEMA 4/4X, black=OFF, red=ON	✓	—	—	—	3VA9138-0DK82
		—	✓	✓	—	3VA9278-0DK82
		—	—	—	✓	3VA9478-0DK82
	Complete kit comprising: ■ Switching mechanism adjustable depth 200mm to 400mm ■ Handle stainless steel, chrome-plated NEMA 4/4X, black=OFF, black=ON	✓	—	—	—	3VA9138-0DK84
		—	✓	✓	—	3VA9278-0DK84
		—	—	—	✓	3VA9478-0DK84

Motor Operators[Ⓣ]

	Type	3VA5	3VA5	3VA6	3VA5	Part Number	
		125 A	250 A	150 A 250 A	3VA6 400A 600A		
	Motor Operator without Stored Energy Feature						
	24 ... 60 V DC	✓	—	—	—	3VA9137-0HA10	
		—	✓	✓	—	3VA9277-0HA10	
		—	—	—	✓	3VA9447-0HA10	
	110 ... 230 V AC 110 ... 250 V DC	✓	—	—	—	3VA9137-0HA20	
		—	✓	✓	—	3VA9277-0HA20	
—		—	—	✓	3VA9447-0HA20		
	Motor Operator with Stored Energy Feature						
	24 V DC	—	✓	✓	—	3VA9277-0HC10	
		—	—	—	✓	3VA9447-0HC10	
	42 ... 60 V AC/DC	—	✓	✓	—	3VA9277-0HC20	
		—	—	—	✓	3VA9447-0HC20	
	110 ... 230 V AC / 110 ... 250 V DC	—	✓	✓	—	3VA9277-0HC30	
		—	—	—	✓	3VA9447-0HC30	
	Motor Operator with Stored Energy Feature with Communication						
	24 V DC	—	✓	✓	—	3VA9277-0HC15	
		—	—	—	✓	3VA9447-0HC15	
	110 ... 230 V AC / 110 ... 250 V DC	—	✓	✓	—	3VA9277-0HC35	
		—	—	—	✓	3VA9447-0HC35	

[Ⓣ] Lockable with up to three padlock hasps.

3VA Molded Case Circuit Breakers

3VA Connection Technology

Selection

Box Terminals

	Type	Minimum cable cross-section (standard) Class B	Maximum cable cross-section (standard) Class B	For molded case circuit breakers/rated current					Part Number
				3VA5 125A	3VA5 250A	3VA6 150A 250A	3VA5 3VA6 400A 600A	3VA5 3VA6 800A 1000A	
	Steel wrap-around lug (Cu cable only) kit of 3 single lugs	AWG 14	3/0	✓	—	—	—	—	3VA9133-0JA11
		AWG 10	3/0	—	✓	—	—	—	3VA9233-0JA11
		AWG 4	350 kcmil	—	✓	—	—	—	3VA9233-0JA12
		AWG 10	3/0	—	—	✓	—	—	3VA9143-0JA12
		AWG 4	350 kcmil	—	—	✓	—	—	3VA9243-0JA12
	Steel wrap-around lug (Cu cable only) kit of 4 single lugs	1/0	500 kcmil	—	—	—	✓	—	3VA9473-0JA13
		AWG 14	3/0	✓	—	—	—	—	3VA9134-0JA11
		AWG 10	3/0	—	✓	—	—	—	3VA9234-0JA11
		AWG 4	350 kcmil	—	✓	—	—	—	3VA9234-0JA12
		AWG 10	3/0	—	—	✓	—	—	3VA9144-0JA12
	Steel wrap-around lug with control wire tap (Cu cable only) kit of 3 single lugs	AWG 4	350 kcmil	—	—	✓	—	—	3VA9244-0JA12
		1/0	500 kcmil	—	—	—	✓	—	3VA9474-0JA13
		AWG 10	3/0	—	✓	—	—	—	3VA9233-0JH11
		AWG 4	350 kcmil	—	✓	—	—	—	3VA9233-0JH12
		AWG 10	3/0	—	—	✓	—	—	3VA9143-0JH12
	Steel wrap-around lug with control wire tap (Cu cable only) kit of 4 single lugs	AWG 4	350 kcmil	—	—	✓	—	—	3VA9243-0JH12
		1/0	500 kcmil	—	—	—	✓	—	3VA9473-0JH13
		AWG 10	3/0	—	✓	—	—	—	3VA9234-0JH11
		AWG 4	350 kcmil	—	✓	—	—	—	3VA9234-0JH12
		AWG 10	3/0	—	—	✓	—	—	3VA9144-0JH12
		AWG 4	350 kcmil	—	—	✓	—	—	3VA9244-0JH12
		1/0	500 kcmil	—	—	—	✓	—	3VA9474-0JH13

Aluminum Wire Connectors

	Aluminum body lug small (Cu/Al cable) kit of 3 single lugs	AWG 14	AWG 8	✓	—	—	—	—	3VA9133-0JB10 ^{③⑤}	
	Aluminum body lug small (Cu/Al cable) kit of 4 single lugs	AWG 14	AWG 8	✓	—	—	—	—	3VA9134-0JB10 ^{③⑤}	
	Aluminum body lug small with control wire tap (Cu/Al cable)	AWG 14	AWG 8	✓	—	—	—	—	3VA9133-0JG10 ^③	
	Aluminum body lug small with control wire tap (Cu/Al cable)	AWG 14	AWG 8	✓	—	—	—	—	3VA9134-0JG10 ^③	
	Aluminum body lug (Cu/Al cable) kit of 3 single lugs	AWG 8	3/0	✓	—	—	—	—	3VA9133-0JB11 ^{④⑤}	
		AWG 14	1/0	—	✓	—	—	—	—	3VA9233-0JB11
		AWG 6	350 kcmil	—	✓	—	—	—	—	3VA9233-0JB12 ^{②⑤}
		AWG 14	1/0	—	—	✓	—	—	—	3VA9143-0JB11 ^②
		AWG 6	350 kcmil	—	—	✓	—	—	—	3VA9243-0JB12 ^⑤
	Aluminum body lug (Cu/Al cable) kit of 4 single lugs	2/0	600 kcmil	—	—	—	✓	—	3VA9373-0JB13 ^{①⑥}	
		AWG 8	3/0	✓	—	—	—	—	—	3VA9134-0JB11 ^{④⑤}
		AWG 14	1/0	—	✓	—	—	—	—	3VA9234-0JB11
		AWG 6	350 kcmil	—	✓	—	—	—	—	3VA9234-0JB12 ^⑤
		AWG 14	1/0	—	—	✓	—	—	—	3VA9144-0JB11 ^②
	Aluminum body lug with control wire tap (Cu/Al cable) kit of 3 single lugs	AWG 6	350 kcmil	—	—	✓	—	—	3VA9244-0JB12 ^{②⑤}	
		2/0	600 kcmil	—	—	—	✓	—	3VA9374-0JB13 ^{①⑥}	
		AWG 8	3/0	✓	—	—	—	—	—	3VA9133-0JG11 ^④
		AWG 14	1/0	—	✓	—	—	—	—	3VA9233-0JG11
		AWG 6	350 kcmil	—	✓	—	—	—	—	3VA9233-0JG12
	Aluminum body lug with control wire tap (Cu/Al cable) kit of 4 single lugs	AWG 14	1/0	—	—	✓	—	—	3VA9143-0JG11 ^②	
		AWG 6	350 kcmil	—	—	✓	—	—	3VA9243-0JG12 ^②	
		2/0	600 kcmil	—	—	—	✓	—	3VA9373-0JG13 ^①	
		AWG 8	3/0	✓	—	—	—	—	—	3VA9134-0JG11 ^④
		AWG 14	1/0	—	✓	—	—	—	—	3VA9234-0JG11
	Aluminum body lug two cables (Cu/Al cable) kit of 3 single lugs	AWG 6	350 kcmil	—	—	✓	—	—	3VA9234-0JG12	
		AWG 14	1/0	—	—	✓	—	—	3VA9144-0JG11 ^②	
		AWG 6	350 kcmil	—	—	✓	—	—	3VA9244-0JG12 ^②	
		2/0	600 kcmil	—	—	—	✓	—	3VA9374-0JG13 ^①	
		4/0	600 kcmil	—	—	—	—	✓	—	3VA9573-0JB23 ^⑥



① This conductor is ampere-rated at 380A with copper wire and 310A with aluminum wire.
 ② Meets requirements of 100% rated breakers up to 150A.
 ③ Use these lugs on 15A to 40A breakers.

④ Use these lugs on 45A to 125A breakers.
 ⑤ Standard lug installed at the factory when the breaker is ordered with a "6" in the 12th position of the catalog number.




⑥ Standard lug installed at the factory on 600/700A 3VA55 and 600A 3VA65 breakers when the breaker is ordered with "6" in the 12th position of the catalog number.

3VA Molded Case Circuit Breakers

Aluminum Wire Connectors (cont.)

	Type	Minimum cable cross-section (standard) Class B	Maximum cable cross-section (standard) Class B	For molded case circuit breakers/rated current					Part Number
				3VA5 125A	3VA5 250A	3VA6 150A 250A	3VA5 3VA6 400A 600A	3VA5 3VA6 800A 1000A	
	Aluminum body lug two cables (Cu/Al cable) kit of 4 single lugs	4/0	600 kcmil	—	—	—	—	✓	3VA9574-0JB23 [Ⓜ]
	Aluminum body lug two cables with control wire tap (Cu/Al cable) kit of 3 single lugs	4/0	600 kcmil	—	—	—	—	✓	3VA9673-0JG32
	Aluminum body lug two cables with control wire tap (Cu/Al cable) kit of 4 single lugs	4/0	600 kcmil	—	—	—	—	✓	3VA9674-0JG32
 3 lug kit pictured	Aluminum body lug three cables (Cu/Al cable) kit of 3 single lugs	4/0	400 kcmil	—	—	—	—	✓	3VA9673-0JB32
	Aluminum body lug three cables (Cu/Al cable) kit of 4 single lugs	4/0	400 kcmil	—	—	—	—	✓	3VA9674-0JB32
 4 lug kit pictured	Aluminum body lug three cables with control wire tap (Cu/Al cable) kit of 3 single lugs	4/0	400 kcmil	—	—	—	—	✓	3VA9673-0JG32
	Aluminum body lug three cables with control wire tap (Cu/Al cable) kit of 4 single lugs	4/0	400 kcmil	—	—	—	—	✓	3VA9674-0JG32

Aluminum Wire Connectors and Terminal Covers

Type	Description	Min. cable cross-section (std.) Class B	Max. cable cross-section (std.) Class B	For molded case circuit breakers/ rated current					Part Number	Terminal Cover with Probe Holes Part Number
				3VA5 125A	3VA5 250A	3VA6 150A 250A	3VA5 3VA6 400A 600A	3VA5 3VA6 800A 1000A		
 2 lug 3 lug 4 lug	Kit of 2 single lugs and 1 extended terminal cover	AWG 4	300 kcmil	✓	—	—	—	—	3VA9132-0JJ12	
	Kit of 3 single lugs and 1 extended terminal cover	AWG 4	300 kcmil	✓	—	—	—	—	3VA9133-0JJ12	
		AWG 2	350 kcmil	—	✓	—	—	—	3VA9233-0JJ13	
		AWG 2	350 kcmil	—	—	✓	—	—	3VA9243-0JJ13 [Ⓜ]	
	Kit of 4 single lugs and 1 extended terminal cover	AWG 4	300 kcmil	✓	—	—	—	—	3VA9134-0JJ12	
		AWG 2	350 kcmil	—	✓	—	—	—	3VA9234-0JJ13	
AWG 2		350 kcmil	—	—	✓	—	—	3VA9244-0JJ13 [Ⓜ]		
 2 lug 3 lug 4 lug	Kit of 2 single lugs and 1 extended terminal cover	AWG 4	300 kcmil	✓	—	—	—	—	3VA9132-0JC12	
	Kit of 3 single lugs and 1 extended terminal cover	AWG 4	300 kcmil	✓	—	—	—	—	3VA9133-0JC12	3VA9133-0JC18
		AWG 2	350 kcmil	—	✓	—	—	—	3VA9233-0JC13	3VA9233-0JC18
		AWG 2	350 kcmil	—	—	✓	—	—	3VA9243-0JC13 [Ⓜ]	3VA9243-0JC18
	Kit of 4 single lugs and 1 extended terminal cover	AWG 4	300 kcmil	✓	—	—	—	—	3VA9134-0JC12	
		AWG 2	350 kcmil	—	✓	—	—	—	3VA9234-0JC13	
AWG 2		350 kcmil	—	—	✓	—	—	3VA9244-0JC13 [Ⓜ]		
 3 lug 4 lug	Kit of 3 single lugs and 1 extended terminal cover	AWG 4	300 kcmil	—	✓	—	—	—	3VA9233-0JJ22	
		AWG 4	300 kcmil	—	—	✓	—	—	3VA9243-0JJ22 [Ⓜ]	
		2/0	600 kcmil	—	—	—	✓	—	3VA9473-0JJ23	
	Kit of 4 single lugs and 1 extended terminal cover	AWG 4	300 kcmil	—	✓	—	—	—	3VA9234-0JJ22	
		AWG 4	300 kcmil	—	—	✓	—	—	3VA9244-0JJ22 [Ⓜ]	
		2/0	600 kcmil	—	—	—	✓	—	3VA9474-0JJ23	

Ⓜ Meets requirements of 100% rated breakers up to 250A.

Ⓜ Standard lug installed at the factory on 600/700A 3VA55 and 600A 3VA65 breakers when the breaker is ordered with "6" in the 12th position of the catalog number.

3VA Molded Case Circuit Breakers

Aluminum Wire Connectors and Terminal Covers (cont.)

Type	Description	Min. cable cross-section (std.) Class B	Max. cable cross-section (std.) Class B	For molded case circuit breakers/ rated current					Part Number	Terminal Cover with Probe Holes Part Number
				3VA5 125A	3VA5 250A	3VA6 150A 250A	3VA5 3VA6 400A 600A	3VA5 3VA6 800A 1000A		
<p>3 lug 4 lug</p>	Kit of 3 single lugs and 1 extended terminal cover	AWG 4	300 kcmil	—	✓	—	—	—	3VA9233-0JC22	3VA9233-0JC28
		AWG 4	300 kcmil	—	—	✓	—	—	3VA9243-0JC22 ^①	3VA9243-0JC28
		2/0	600 kcmil	—	—	—	✓	—	3VA9473-0JC23	3VA9473-0JC28
	Kit of 4 single lugs and 1 extended terminal cover	AWG 4	300 kcmil	—	✓	—	—	—	3VA9234-0JC22	
		AWG 4	300 kcmil	—	—	✓	—	—	3VA9244-0JC22 ^①	
		2/0	600 kcmil	—	—	—	✓	—	3VA9474-0JC23	
<p>3 lug kit pictured</p>	Kit of 3 single lugs and 1 extended terminal cover	400 kcmil	750 kcmil	—	—	—	—	✓	3VA9673-0JJ24	
	Kit of 4 single lugs and 1 extended terminal cover	400 kcmil	750 kcmil	—	—	—	—	✓	3VA9674-0JJ24	
<p>3 kit lug pictured</p>	Kit of 3 single lugs and 1 extended terminal cover	400 kcmil	750 kcmil	—	—	—	—	✓	3VA9673-0JC24	
	Kit of 4 single lugs and 1 extended terminal cover	400 kcmil	750 kcmil	—	—	—	—	✓	3VA9674-0JC24	
	Kit of 3 single lugs and 1 extended terminal cover	500 kcmil	750 kcmil	—	—	—	—	✓	3VA9673-0JJ34	
	Kit of 4 single lugs and 1 extended terminal cover	500 kcmil	750 kcmil	—	—	—	—	✓	3VA9674-0JJ34	
	Kit of 3 single lugs and 1 extended terminal cover	500 kcmil	750 kcmil	—	—	—	—	✓	3VA9673-0JC34	
	Kit of 4 single lugs and 1 extended terminal cover	500 kcmil	750 kcmil	—	—	—	—	✓	3VA9674-0JC34	
<p>4 lug kit pictured</p>	Kit of 3 single lugs and 1 extended terminal cover	4/0	500 kcmil	—	—	—	—	✓	3VA9673-0JJ43 ^②	
	Kit of 4 single lugs and 1 extended terminal cover	4/0	500 kcmil	—	—	—	—	✓	3VA9674-0JJ43 ^②	
<p>4 lug kit pictured</p>	Kit of 3 single lugs and 1 extended terminal cover	4/0	500 kcmil	—	—	—	—	✓	3VA9673-0JC43	
	Kit of 4 single lugs and 1 extended terminal cover	4/0	500 kcmil	—	—	—	—	✓	3VA9674-0JC43	
	Kit of 3 single lugs and 1 extended terminal cover	4/0	600 kcmil	—	—	—	—	✓	3VA9673-0JJ44	
	Kit of 4 single lugs and 1 extended terminal cover	4/0	600 kcmil	—	—	—	—	✓	3VA9674-0JJ44	
	Kit of 3 single lugs and 1 extended terminal cover	4/0	600 kcmil	—	—	—	—	✓	3VA9673-0JC44	
	Kit of 4 single lugs and 1 extended terminal cover	4/0	600 kcmil	—	—	—	—	✓	3VA9674-0JC44	
<p>2 lug 3 lug 4 lug</p>	Kit of 2 single lugs and 1 extended terminal cover	AWG 14	AWG 2	✓	—	—	—	—	3VA9132-0JF60	
	Kit of 3 single lugs and 1 extended terminal cover	AWG 14	AWG 2	✓	—	—	—	—	3VA9133-0JF60	3VA9133-0JF68
		AWG 2	—	✓	—	—	—	—	3VA9233-0JF60	3VA9233-0JF68
		AWG 2	—	—	✓	—	—	—	3VA9243-0JF60 ^②	3VA9243-0JF68
		AWG 2	—	—	—	✓	—	—	3VA9373-0JF60 ^③	3VA9373-0JF68
	Kit of 4 single lugs and 1 extended terminal cover	AWG 14	AWG 2	✓	—	—	—	—	3VA9134-0JF60	
		AWG 2	—	✓	—	—	—	—	3VA9234-0JF60	
		AWG 2	—	—	✓	—	—	—	3VA9244-0JF60 ^②	
AWG 2		—	—	—	✓	—	—	3VA9374-0JF60 ^③		

① Meets requirements of 100% rated breakers up to 250A.
 ② Meets requirements of 100% rated breakers up to 100A.

③ Meets requirements of 100% rated breakers up to 100A.
 ④ Standard lug shipped from the factory with the breaker for field installation on 800A 3VA55 and 800/1000A

3VA65 and 3VA66 when the breaker is ordered with a "6" in the 12th position of the catalog number.

3VA Molded Case Circuit Breakers

3VA Connection Technology

Selection

Aluminum & Copper Wire Connectors and Terminal Covers (cont.)

	Description	LUG Material	Number of Wires, per pole	UL 486A - 486B Cu/AL stranded	Min cable cross-section (std.) Class B	Max cable cross-section (std.) Class B	For molded case circuit breakers/rated current			Part Number
							3VA57 3VA67 1200A	3VA58 3VA68 1600A	3VA59 3VA69 2000A	
	Kit of 2 single lugs and 1 extended terminal cover	Aluminum body	3-Conductor	Cu/Al cable	500 kcmil	750 kcmil	✓	—	—	3VA9772-0JJ34 ^⑤
	Kit of 3 single lugs and 1 extended terminal cover	Aluminum body	3-Conductor	Cu/Al cable	500 kcmil	750 kcmil	✓	—	—	3VA9773-0JJ34 ^⑤
	Kit of 2 single lugs and 1 extended terminal cover	Aluminum body	4-Conductor	Cu/Al cable	1/0	500 kcmil	✓	—	—	3VA9772-0JJ43
	Kit of 3 single lugs and 1 extended terminal cover	Aluminum body	4-Conductor	Cu/Al cable	1/0	500 kcmil	✓	—	—	3VA9773-0JJ43
	Kit of 3 single lugs with control wire tap and 1 extended terminal cover	Aluminum body	4-Conductor with control wire tap	Cu/Al cable	1/0	500 kcmil	✓	—	—	3VA9773-0JC43
	Kit of 3 single lugs and 1 extended terminal cover	Aluminum body	4-Conductor	Cu/Al cable	1/0	500 kcmil	✓	—	—	3VA9773-0JM43 ^⑤
	Kit of 1 single lug	Aluminum body	4-Conductor	Cu/Al cable	600 kcmil	750 kcmil	—	✓	—	3VA9771-0JJ44 ^{①③}
	Kit of 1 single lug	Aluminum body	5-Conductor	Cu cable only	300 kcmil	600 kcmil	—	✓	—	3VA9771-0JJ53 ^{①③}
	Kit of 1 single lug	Aluminum body	6-Conductor	Cu/Al cable	300 kcmil	600 kcmil	—	✓	✓	3VA9871-0JJ63 ^{③④}
	Kit of 3 single lugs	Aluminum body	6-Conductor	Cu/Al cable	1/0	750 kcmil	✓	✓	—	3VA9773-0JJ64 ^{②⑤}
	Kit of 3 single lugs and 1 extended terminal cover	Copper body	4-Conductor	Cu cable only	1/0	500 kcmil	✓	—	—	3VA9773-0JE43 ^⑤
	Kit of 1 single lug	Copper body	5-Conductor	Cu/Al cable	300 kcmil	600 kcmil	—	✓	✓	3VA9871-0JE53 ^{①③④}
	MBFC = Mounting base: Front connection	MBFC Requires the use of Essential Parts Sold Separately: 3x Single lugs + 1x 3VA9872-0WA00 kit of 2 Phase barriers.					—	✓	✓	3VA9873-0WM00
	MBRC = Mounting base: Rear connection	MBRC Requires the use of Essential Parts Sold Separately: 3x Single lugs					—	✓	✓	3VA9873-0WN00
	LMAP = Lug mounting assembly (Essential Part 3VA9773-0JJ64 Sold Separately)	Aluminum body	6-Conductor	Cu/Al cable	1/0	750 kcmil	✓	✓	—	3VA9873-0WL00 ^②
	Kit of 12 Compression lugs and	Aluminum body	4-Conductor	Cu/Al cable	N/A	500 kcmil	✓	—	—	3VA9773-0QK01

① Lug Kit Require Attachment to Essential Parts: mounting base MBFC or MBRC (Sold Separately).

② 3VA9773-0JJ64 Lugs Require Attachment to 3VA9873-0WL00 LMAP (Sold Separately).

③ Part Number is for kit of 1 lug. Requires customer to purchase Qty. of 3x (kit of 1 lug).

④ Lugs Require Attachment to Essential Parts MBFC (Sold Separately).












⑤ Meets requirements for 100% rated breakers, requires the use of 90 degree wire, size to 75 degree ampacity.

3VA Molded Case Circuit Breakers

3VA Connection Technology

Selection

Copper Wire Connectors

	Type	Minimum cable cross-section (standard) Class B	Maximum cable cross-section (standard) Class B	For molded case circuit breakers/ rated current					Part Number
				3VA5 125A	3VA5 250A	3VA6 150A 250A	3VA5 3VA6 400A 600A	3VA5 3VA6 800A 1000A	
	Copper body lug, small (Cu cable only) Kit of 3 single lugs	AWG 14	AWG 8	✓	—	—	—	—	3VA9133-0JD10 ^①
	Copper body lug (Cu cable only) Kit of 3 single lugs	AWG 8	2/0	✓	—	—	—	—	3VA9133-0JD11 ^②
		AWG 14	1/0	—	✓	—	—	—	3VA9233-0JD11
		AWG 6	350 kcmil	—	✓	—	—	—	3VA9233-0JD12
		AWG 14	1/0	—	—	✓	—	—	3VA9143-0JD11
		AWG 6	350 kcmil	—	—	✓	—	—	3VA9243-0JD12 ^③
	Copper body lug, small (Cu cable only) Kit of 4 single lugs	2/0	600 kcmil	—	—	—	✓	—	3VA9373-0JD13 ^④
		AWG 14	AWG 8	✓	—	—	—	—	3VA9134-0JD10 ^①
	Copper body lug (Cu cable only) kit of 4 single lugs	AWG 8	2/0	✓	—	—	—	—	3VA9134-0JD11 ^②
		AWG 14	1/0	—	✓	—	—	—	3VA9234-0JD11
		AWG 6	350 kcmil	—	✓	—	—	—	3VA9234-0JD12
		AWG 14	1/0	—	—	✓	—	—	3VA9144-0JD11
		AWG 6	350 kcmil	—	—	✓	—	—	3VA9244-0JD12 ^③
	Copper body lug, three cables (Cu cable) Kit of 3 single lugs	2/0	600 kcmil	—	—	—	✓	—	3VA9374-0JD13 ^④
		4/0	400 kcmil	—	—	—	—	✓	3VA9673-0JD32
	Copper body lug, three cables (Cu cable) Kit of 4 single lugs	4/0	400 kcmil	—	—	—	—	✓	3VA9674-0JD32
		AWG 14	AWG 8	✓	—	—	—	—	3VA9133-0JK10 ^①
	Copper body lug with control wire tap (Cu cable only) Kit of 3 single lugs	AWG 8	2/0	✓	—	—	—	—	3VA9133-0JK11 ^②
		AWG 14	1/0	—	✓	—	—	—	3VA9233-0JK11
		AWG 6	350 kcmil	—	✓	—	—	—	3VA9233-0JK12
		AWG 14	1/0	—	—	✓	—	—	3VA9143-0JK11
		AWG 6	350 kcmil	—	—	✓	—	—	3VA9243-0JK12
	Copper body lug, small with control wire tap (Cu cable only) Kit of 3 single lugs	2/0	600 kcmil	—	—	—	✓	—	3VA9373-0JK13
		AWG 14	AWG 8	✓	—	—	—	—	3VA9134-0JK10 ^①
	Copper body lug with control wire tap (Cu cable only) Kit of 4 single lugs	AWG 8	2/0	✓	—	—	—	—	3VA9134-0JK11 ^②
		AWG 14	1/0	—	✓	—	—	—	3VA9234-0JK11
		AWG 6	350 kcmil	—	✓	—	—	—	3VA9234-0JK12
		AWG 14	1/0	—	—	✓	—	—	3VA9144-0JK11
		AWG 6	350 kcmil	—	—	✓	—	—	3VA9244-0JK12
	Copper body lug, three cables with control wire tap (Cu cable) Kit of 3 single lugs	2/0	600 kcmil	—	—	—	✓	—	3VA9374-0JK13
		400 kcmil	600 kcmil	—	—	—	—	✓	3VA9673-0JK32
	Copper body lug, three cables with control wire tap (Cu cable) Kit of 4 single lugs	400 kcmil	600 kcmil	—	—	—	—	✓	3VA9674-0JK32

① Use these lugs on 15A to 40A breakers.
 ② Use these lugs on 45A to 125A breakers.

③ Standard lug installed at the factory on 100% rated 250A 3VA62 breakers when ordered with a "6" in the 12th position of the catalog number.



④ Standard lug installed at the factory on 100% rated 400A 3VA64 breakers when ordered with a "6" in the 12th position of the catalog number.

3VA Molded Case Circuit Breakers






3VA Connection Technology

Selection

Copper Wire Connectors (cont.)

	Type	Minimum cable cross-section (standard) Class B	Maximum cable cross-section (standard) Class B	For molded case circuit breakers/ rated current					Part Number
				3VA5 125A	3VA5 250A	3VA6 150A 250A	3VA5 3VA6 400A 600A	3VA5 3VA6 800A 1000A	
	Copper body lug, 2 Cables (Cu cable only) Kit of 3 single lugs and 1 extended terminal cover	2/0	600 kcmil	—	—	—	✓	—	3VA9473-0JE23
	Copper body lug 2 Cables (Cu cable only) Kit of 4 single lugs and 1 extended terminal cover	2/0	600 kcmil	—	—	—	✓	—	3VA9474-0JE23
	Copper body lug, four cables (Cu cable) Kit of 3 single lugs and 1 extended terminal cover	4/0	500 kcmil	—	—	—	—	✓	3VA9673-0JL43
	Copper body lug, four cables (Cu cable) Kit of 4 single lugs and 1 extended terminal cover	4/0	500 kcmil	—	—	—	—	✓	3VA9674-0JL43

Nut Keeper Kits

	Type	Maximum terminal width	Maximum terminal thickness	For molded case circuit breakers/ rated current						Part Number
				3VA5 125A	3VA5 250A	3VA6 150A 250A	3VA5 3VA6 400A 600A	3VA5 3VA6 800A 1000A	3VA5 3VA6 1200A 1600A	
	Nut keeper kit kit of 3 single lugs	17 mm / 0.7 inch	6.5 mm / 0.25 inch	✓	—	—	—	—	—	3VA9133-0QA00
		25 mm / 1 inch	8 mm / 0.3 inch	—	✓	—	—	—	—	3VA9233-0QA00
		25 mm / 1 inch	8 mm / 0.3 inch	—	—	✓	—	—	—	3VA9243-0QA00
		35 mm / 1.4 inch	10 mm / 0.4 inch	—	—	—	✓	—	—	3VA9473-0QA00
	Nut keeper kit kit of 4 single lugs	17 mm / 0.7 inch	6.5 mm / 0.25 inch	✓	—	—	—	—	—	3VA9134-0QA00
		25 mm / 1 inch	8 mm / 0.3 inch	—	✓	—	—	—	—	3VA9234-0QA00
		25 mm / 1 inch	8 mm / 0.3 inch	—	—	✓	—	—	—	3VA9244-0QA00
		35 mm / 1.4 inch	10 mm / 0.4 inch	—	—	—	✓	—	—	3VA9474-0QA00
	Nut keeper kit kit of 3 single lug and terminal covers	50 mm / 2.0 inch	30 mm / 1.18 inch	—	—	—	—	✓	—	3VA9673-0QA00
	Nut keeper kit kit of 4 single lug and terminal covers	50 mm / 2.0 inch	30 mm / 1.18 inch	—	—	—	—	✓	—	3VA9674-0QA00
	Metric Nut Keeper Kit kit of 3 single lugs	50 mm / 1.96 inch	15...20 mm / 0.6...0.8 inch	—	—	—	—	—	✓	3VA9803-0QA00 [Ⓞ]
	SAE Nut Keeper Kit kit of 3 single lugs	50 mm / 2.0 inch	15...20 mm / 0.6...0.8 inch	—	—	—	—	—	✓	3VA9873-0QA00 [Ⓞ]







[Ⓞ] Nut keeper kit is for 1200A breakers only.

3VA Molded Case Circuit Breakers

3VA Connection Technology

Selection

Bus Connector Extensions

	Type	Maximum terminal width	Maximum terminal thickness	For molded case circuit breakers/rated current								Part Number
				3VA5 125A	3VA5 250A	3VA6 150A 250A	3VA5 3VA6 400A 600A	3VA5 3VA6 800A 1000A	3VA5 3VA6 1200A	3VA5 3VA6 1600A		
	Front bus connectors, extended 1 single connector	22 mm / 0.9 inch	8 mm / 0.3 inch	✓	—	—	—	—	—	—	—	3VA9131-0QB00
	Front bus connectors, extended kit of 3 single connectors, 2 phase barriers, and 1 insulating plate	22 mm / 0.9 inch	8 mm / 0.3 inch	✓	—	—	—	—	—	—	—	3VA9133-0QB00
	Front bus connectors, extended kit of 4 single connectors, 3 phase barriers, and 1 insulating plate	22 mm / 0.9 inch	8 mm / 0.3 inch	✓	—	—	—	—	—	—	—	3VA9134-0QB00
	Front bus connectors, extended kit of 3 single connectors and 1 insulating plate	32 mm / 1.3 inch	10 mm / 0.4 inch	—	✓	✓	—	—	—	—	—	3VA9273-0QB00
		40 mm / 1.6 inch	12.5 mm / 0.5 inch	—	—	—	✓	—	—	—	—	3VA9473-0QB00
		50.8 mm / 2.0 inch	30 mm / 1.18 inch	—	—	—	—	✓	—	—	—	3VA9673-0QB00
	Front bus connectors, extended kit of 4 single connectors and 1 insulating plate	32 mm / 1.3 inch	10 mm / 0.4 inch	—	✓	✓	—	—	—	—	—	3VA9274-0QB00
		40 mm / 1.6 inch	12.5 mm / 0.5 inch	—	—	—	✓	—	—	—	—	3VA9474-0QB00
		50.8 mm / 2.0 inch	30 mm / 1.18 inch	—	—	—	—	✓	—	—	—	3VA9674-0QB00
	Front bus connectors, offset kit of 3 single connectors, 1 insulating plate Distance between pole centers: 400/600 A = 70 mm / 2.76 inches	60 mm / 2.4 inch	12.5 mm / 0.5 inch	—	—	—	✓	—	—	—	—	3VA9473-0QC00
		80 mm / 3.15 inch	30 mm / 1.18 inch	—	—	—	—	✓	—	—	—	3VA9673-0QC00
	Front bus connectors, offset kit of 4 single connectors, 1 insulating plate, Distance between pole centers: 400/600 A = 70 mm / 2.76 inches	60 mm / 2.4 inch	12.5 mm / 0.5 inch	—	—	—	✓	—	—	—	—	3VA9474-0QC00
		80 mm / 3.15 inch	30 mm / 1.18 inch	—	—	—	—	✓	—	—	—	3VA9674-0QC00
	Front bus connectors, offset kit of 3 single terminals, 2 phase barriers <ul style="list-style-type: none"> ■ For mounting onto the circuit breaker ■ For mounting on plug-in and withdrawable units 	60 mm / 2.4 inch	12.5 mm / 0.5 inch	—	—	—	—	—	✓	—	—	3VA9603-0QC00 ^①
	Front bus connectors, kit of 3 single connectors and 1 terminal cover Note: The bent connection brackets shown in the picture must be provided by the customer. Dimensions can be found in the manual.			—	—	—	—	—	✓	✓	—	3VA9873-0QB00
	Front bus connectors, for 100% rated MCCB, kit of 3 single connectors and 1 terminal cover Note: The bent connection brackets shown in the picture must be provided by the customer. Dimensions can be found in the manual.			—	—	—	—	—	✓	✓	—	3VA9873-0QH00






① IEC only.

3VA Molded Case Circuit Breakers







3VA Connection Technology

Selection

Rear connection studs flat

	Type	For molded case circuit breakers/ rated current						Part Number
		3VA5 125A	3VA5 250A	3VA6 150A 250A	3VA5 3VA6 400A 600A	3VA5 3VA6 800A 1000A	3VA5 3VA6 1200A	
	Rear connection studs flat kit of 2 short flat studs and 1 long flat stud	✓	—	—	—	—	—	3VA9133-0QE00
		—	✓	—	—	—	—	3VA9233-0QE00
		—	—	✓	—	—	—	3VA9243-0QE00
		—	—	—	✓	—	—	3VA9473-0QE00
	Rear connection studs flat kit of 2 short flat studs and 2 long flat studs	✓	—	—	—	—	—	3VA9134-0QE00
		—	✓	—	—	—	—	3VA9234-0QE00
		—	—	✓	—	—	—	3VA9244-0QE00
		—	—	—	✓	—	—	3VA9474-0QE00
	Rear connection studs flat 1 short flat stud	✓	—	—	—	—	—	3VA9131-0QE10
		—	✓	—	—	—	—	3VA9231-0QE10
		—	—	✓	—	—	—	3VA9241-0QE10
		—	—	—	✓	—	—	3VA9471-0QE10
	Rear connection studs flat 1 long flat stud	✓	—	—	—	—	—	3VA9131-0QE20
		—	✓	—	—	—	—	3VA9231-0QE20
		—	—	✓	—	—	—	3VA9241-0QE20
		—	—	—	✓	—	—	3VA9471-0QE20
	Rear connectors vertical 1 pole, 1 rear connector	—	—	—	—	—	✓	3VA9773-0QE10
	Rear connectors vertical 3 pole, 3 rear connectors	—	—	—	—	—	✓	3VA9773-0QE00

Rear connection studs round

	Rear connection studs round kit of 1 long round stud and 2 short round studs	✓	—	—	—	—	—	3VA9133-0QF00
		—	✓	—	—	—	—	3VA9233-0QF00
		—	—	✓	—	—	—	3VA9243-0QF00
		—	—	—	✓	—	—	3VA9473-0QF00
	Rear connection studs round kit of 2 long round studs and 2 short round studs	✓	—	—	—	—	—	3VA9134-0QF00
		—	✓	—	—	—	—	3VA9234-0QF00
		—	—	✓	—	—	—	3VA9244-0QF00
		—	—	—	✓	—	—	3VA9474-0QF00
	Rear connection studs round 1 short round studs	✓	—	—	—	—	—	3VA9131-0QF10
		—	✓	—	—	—	—	3VA9231-0QF10
		—	—	✓	—	—	—	3VA9241-0QF10
		—	—	—	✓	—	—	3VA9471-0QF10
	Rear connection studs round 1 long round stud	✓	—	—	—	—	—	3VA9131-0QF20
		—	✓	—	—	—	—	3VA9231-0QF20
		—	—	✓	—	—	—	3VA9241-0QF20
		—	—	—	✓	—	—	3VA9471-0QF20
	Rear horizontal bus connections, 3-pole, 3VA65 and 3VA66	—	—	—	—	✓	—	3VA9673-0QE60
	Rear horizontal bus connections, 4-pole, 3VA65 and 3VA66	—	—	—	—	✓	—	3VA9674-0QE60
	Rear vertical bus connections, 3-pole, 3VA65 and 3VA66	—	—	—	—	✓	—	3VA9673-0QE00
	Rear vertical bus connections, 4-pole, 3VA65 and 3VA66	—	—	—	—	✓	—	3VA9674-0QE00

3VA Molded Case Circuit Breakers

Phase barriers, terminal covers, and insulating plates







	Type	For molded case circuit breakers/ rated current								Part Number	Terminal Cover with Probe Holes Part Number
		3VA5 125A	3VA5 250A	3VA6 150A 250A	3VA5 3VA6 400A 600A	3VA5 3VA6 800A 1000A	3VA5 3VA6 1200A	3VA5 3VA6 1600A	3VA5 3VA6 2000A		
	Phase barriers kit of 2 phase barriers	✓	—	—	—	—	—	—	—	3VA9132-0WA00	
		—	✓	✓	—	—	—	—	—	3VA9272-0WA00	
		—	—	—	✓	—	—	—	—	3VA9472-0WA00	
		—	—	—	—	✓	—	—	—	3VA9672-0WA00	
		—	—	—	—	—	✓	✓	✓	3VA9872-0WA00	
	Terminal cover for 1-pole breakers	✓	—	—	—	—	—	—	3VA9131-0WD10		
	Terminal cover for 2-pole breakers	✓	—	—	—	—	—	—	3VA9131-0WD20		
	Terminal cover for 3-pole breakers	✓	—	—	—	—	—	—	3VA9131-0WD30	3VA9131-0WD31	
		—	✓	✓	—	—	—	—	—	3VA9271-0WD30	3VA9271-0WD31
		—	—	—	✓	—	—	—	—	3VA9471-0WD30	3VA9471-0WD31
		—	—	—	—	✓	—	—	—	3VA9671-0WD30	
		—	—	—	—	—	✓	✓	✓	3VA9871-0WD30	
	Terminal cover for 4-pole breakers	✓	—	—	—	—	—	—	3VA9131-0WD40		
		—	—	✓	—	—	—	—	—	3VA9271-0WD40	
		—	—	—	✓	—	—	—	—	3VA9471-0WD40	
		—	—	—	—	✓	—	—	—	3VA9671-0WD40	
	Terminal cover intermediate for 3-pole breakers	—	—	—	—	✓	—	—	3VA9671-0WE30		
	Terminal cover intermediate for 4-pole breakers	—	—	—	—	✓	—	—	3VA9671-0WE40		
	Terminal cover extended for 2-pole breakers	✓	—	—	—	—	—	—	3VA9131-0WF20		
	Terminal cover extended for 3-pole breakers	✓	—	—	—	—	—	—	3VA9131-0WF30	3VA9131-0WF31	
		—	✓	✓	—	—	—	—	—	3VA9271-0WF30	3VA9271-0WF31
		—	—	—	✓	—	—	—	—	3VA9471-0WF30	3VA9471-0WF31
		—	—	—	—	✓	—	—	—	3VA9671-0WF30	
	Terminal cover extended for 4-pole breakers	✓	—	—	—	—	—	—	3VA9131-0WF40		
		—	✓	✓	—	—	—	—	—	3VA9271-0WF40	
		—	—	—	✓	—	—	—	—	3VA9471-0WF40	
		—	—	—	—	✓	—	—	—	3VA9671-0WF40	
	Terminal cover offset for 3-pole breakers	—	—	—	✓	—	—	—	3VA9471-0WG30		
	Terminal cover offset for 4-pole breakers	—	—	—	✓	—	—	—	3VA9471-0WG40		
	Terminal cover extended for 3-pole breakers	—	—	—	—	—	✓	—	3VA9771-0WP30		
		—	—	—	—	—	✓	✓	—	3VA9871-0WP30	
		—	—	—	—	—	✓	✓	—	3VA9871-0WF30	

3VA Molded Case Circuit Breakers

3VA Connection Technology

Selection

Phase barriers, terminal covers, and insulating plates




	Type	For molded case circuit breakers / rated current				Part Number
		3VA5 125A	3VA5 250A	3VA6 150A 250A	3VA5 3VA6 400A 600A	
	Rear insulating plate extended for 2-pole breakers	✓	—	—	—	3VA9131-0WJ20
	Rear insulating plate extended for 3-pole breakers	✓	—	—	—	3VA9131-0WJ30
		—	✓	✓	—	3VA9271-0WJ30
		—	—	—	✓	3VA9471-0WJ30
	Rear insulating plate extended for 4-pole breakers	✓	—	—	—	3VA9131-0WJ40
		—	—	✓	—	3VA9271-0WJ40
		—	—	—	✓	3VA9471-0WJ40
	Rear insulating plate offset for 3-pole breakers	—	—	—	✓	3VA9471-0WK30
	Rear insulating plate offset for 4-pole breakers	—	—	—	✓	3VA9471-0WK40
	Control wire tap for busbar (for fixed mounting)	—	✓	✓	—	3VA9270-0WC00
		—	—	—	✓	3VA9470-0WC00

3VA Molded Case Circuit Breakers



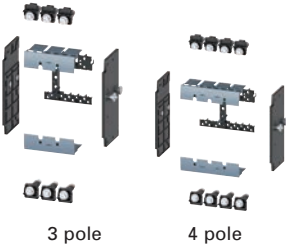
3VA Plug-in and Draw-out Technology

Selection

Plug-in socket

	Type	For molded case circuit breakers / rated current			Part Number
		3VA61/62 150A/250A	3VA63 400A	3VA64 600A	
 <p>3 pole 4 pole</p>	Plug-in unit, 3-pole, complete kit Consists of: Plug-in socket, Plug-in unit, conversion kit, Mounting screw kit	✓	—	—	3VA9143-0KP00
		—	✓	—	3VA9343-0KP00
		—	—	✓	3VA9443-0KP00
 <p>3 pole 4 pole</p>	Plug-in unit, 4-pole, complete kit Consists of: Plug-in socket, Plug-in unit, conversion kit, Mounting screw kit	✓	—	—	3VA9144-0KP00
		—	✓	—	3VA9344-0KP00
		—	—	✓	3VA9444-0KP00
 <p>3 pole 4 pole</p>	Plug-in unit, 3-pole, conversion kit Consists of: Screw-fastened terminal covers for molded case circuit breakers, Plug-in contacts, Cable cage, Autotrip plunger	✓	—	—	3VA9143-0KP10
		—	✓	✓	3VA9343-0KP10
	Plug-in unit, 4-pole, conversion kit Consists of: Screw-fastened terminal covers for molded case circuit breakers, Plug-in contacts, Cable cage, Autotrip plunger	✓	—	—	3VA9144-0KP10
		—	✓	✓	3VA9344-0KP10

Draw-out units

	Type	For molded case circuit breakers / rated current			Part Number
		3VA61/62 150A/250A	3VA63 400A	3VA64 600A	
 <p>ddd</p>	Draw-out unit, 3-pole, complete kit Consists of: Draw-out socket, Draw-out unit, conversion kit, Mounting screw kit	✓	—	—	3VA9143-0KD00
		—	✓	—	3VA9343-0KD00
		—	—	✓	3VA9443-0KD00
 <p>dddd</p>	Draw-out unit, 4-pole, complete kit Consists of: Draw-out socket, Draw-out unit, conversion kit, Mounting screw kit	✓	—	—	3VA9144-0KD00
		—	✓	—	3VA9344-0KD00
		—	—	✓	3VA9444-0KD00
 <p>3 pole 4 pole</p>	Draw-out unit, 3-pole, conversion kit Consists of: Screw-fastened terminal covers, Side wall, Plug-in contacts, Cable cage, Autotrip plunger	✓	—	—	3VA9143-0KD10
		—	✓	✓	3VA9343-0KD10
	Draw-out unit, 4-pole, conversion kit Consists of: Screw-fastened terminal covers, Side wall, Plug-in contacts, Cable cage, Autotrip plunger	✓	—	—	3VA9144-0KD10
		—	✓	✓	3VA9344-0KD10

Note: Crank handle for the drawout unit must be ordered separately.







7
MOLDED CASE
CIRCUIT BREAKERS

3VA Molded Case Circuit Breakers

3VA Plug-in and Draw-out Technology

Selection

Accessories









	Type	For molded case circuit breakers / rated current		Part Number
		3VA61/62 150A/250A	3VA63/64 400A/600A	
	Cable cage for plug-in/draw-out unit 3-/4-pole (spare part) Cable duct for routing of the required cables from the internal acc. on the back of the breaker.	✓	—	3VA9167-0KB02
		—	✓	3VA9367-0KB02
	Door feedthrough	✓	—	3VA9147-0KT00
		—	✓	3VA9347-0KT00
	Autotrip plunger Plug-in unit	✓	—	3VA9267-0KP81
		—	✓	3VA9457-0KP81
	Autotrip plunger Draw-out unit	✓	—	3VA9267-0KD81
		—	✓	3VA9457-0KD81
	Terminal cover for plug-in/draw-out unit, 3-pole (spare part) To provide circuit breaker touch protection, for mounting on the molded case circuit breaker	✓	—	3VA9143-0KB01
		—	✓	3VA9343-0KB01
	Terminal cover for plug-in/draw-out unit, 4-pole (spare part) To provide circuit breaker touch protection, for mounting on the molded case circuit breaker	✓	—	3VA9144-0KB01
		—	✓	3VA9344-0KB01
	Crank handle for draw-out unit Insulated, including crank holder			3VA9987-0KD81

3VA Molded Case Circuit Breakers

3VA Plug-in and Draw-out Technology

Selection

Other Accessories

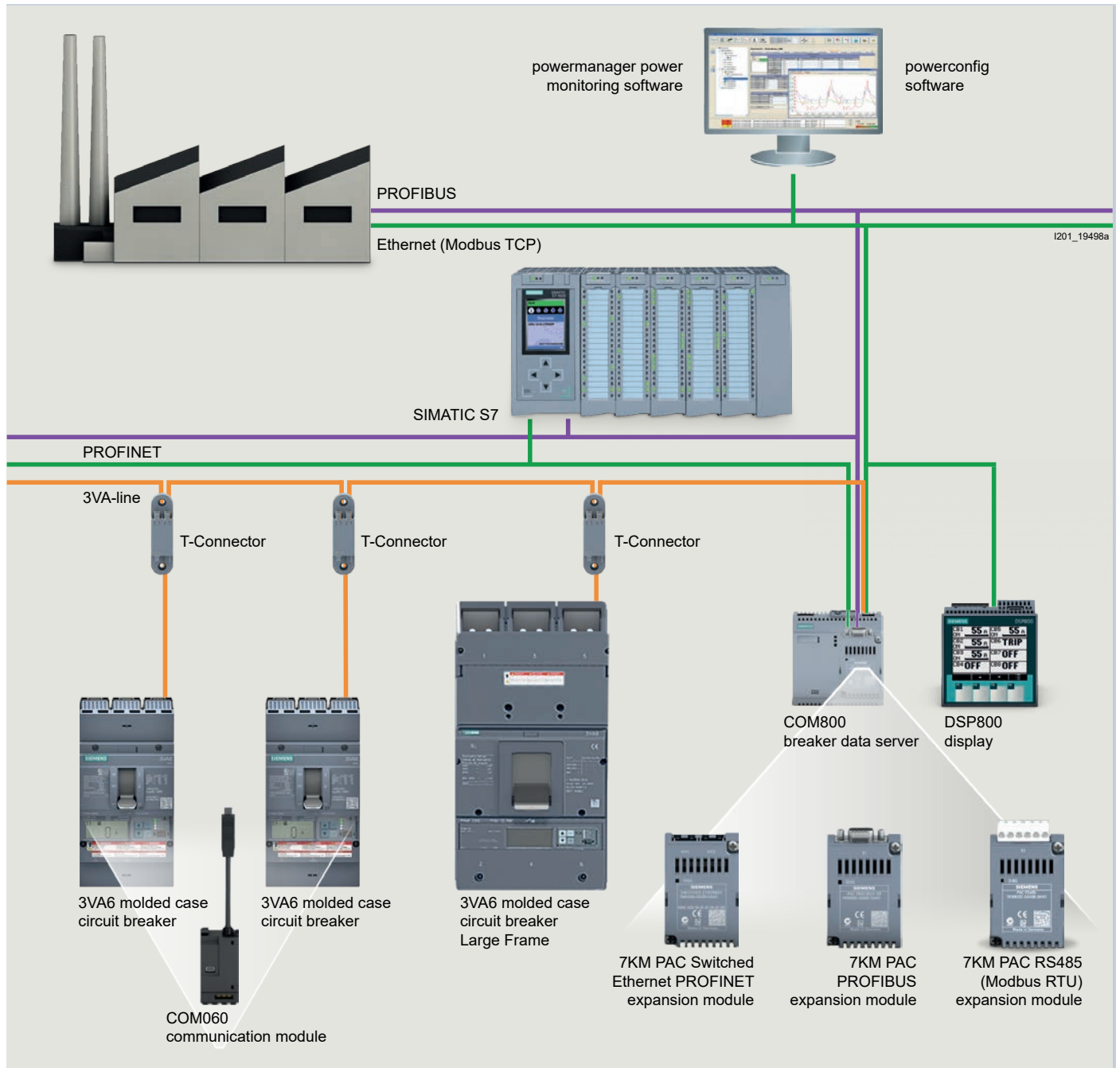
	Type	Part Number
	Communication link for draw-out unit Consists of: Cable kit with 3 special position signaling switches, connecting cable 3VA9987-0KC10	3VA9977-0KC00
	Position signaling switches For draw-out unit	3VA9977-0KB00
	Spare connecting cable To connect the position signaling switches for communication with the COM060	3VA9987-0KC10
	Auxiliary circuit connector ■ For draw-out units	3VA9977-0KD80
	Auxiliary circuit connector ■ For plug-in units	3VA9977-0KP80
	Cylinder lock (type Ronis) ■ Includes a lock with 2 keys ■ For locking ■ For installation in all rotary operators with shaft stub ■ For mounting in the adapter kit for the accessories component	3VA9980-0VL10
		3VA9980-0VL30
		3VA9980-0VL40
	Cylinder locks (type RONIS) ■ For 3VA9877-0EK1 front mounted rotary operators ■ For 3VA877-0FK2 door mounted rotary operators	3VA9870-0VL10
	Cylinder lock adapter for draw-out unit ■ For fitting a cylinder lock in the right-hand side wall of the draw-out unit ■ To prevent unauthorized withdrawal or insertion of the circuit breaker; ■ Circuit breaker can be locked in the CONNECT, TEST, or DISCONNECT position	3VA9970-0LF40
	Auxiliary switches ■ For 3VA9877-0EK1. front mounted rotary operators and ■ For 3VA877-0FK2 door mounted rotary operators	1x leading to "ON"
		2x leading to "ON"
		1x leading to "OFF"
		2x leading to "OFF"
		3VA9877-0GX31
		3VA9877-0GX32
		3VA9877-0GX41
		3VA9877-0GX42

3VA Molded Case Circuit Breakers

3VA Communication and Testing/Commissioning Devices

Selection

Communications overview







7
MOLDED CASE
CIRCUIT BREAKERS

3VA Molded Case Circuit Breakers






3VA Communication and Testing/Commissioning Devices

Selection

Modules

	Type	For molded case circuit breakers / rated current		Part Number
		3VA61/62 150A/250 A	3VA63/64/65/66 400A/600A 800A/1000A	
	24 V Module <ul style="list-style-type: none"> 24 V DC For mounting in the right-hand accessories compartment of the 3VA6 Optional energy supply for the ETU, also includes continuous operation of the ETU display and the metering function of the ETU 8-series 	✓	—	3VA9177-0TB50
		—	✓	3VA9377-0TB50
	COM060 communication module <ul style="list-style-type: none"> For mounting in the right-hand accessories compartment of the 3VA6 molded case circuit breaker (including ETU power supply) Communication with the COM800/COM100 breaker data server via the 3VA-line Including a T-Connector 	✓	—	3VA9177-0TB10
		—	✓	3VA9377-0TB10
	Spare SLC adapter COM060, 24 V module accessory for: <ul style="list-style-type: none"> 3VA61/62 100/150/250 	✓	—	3VA9187-0TB60
	Spare SLC adapter COM060, 24 V module accessory for: <ul style="list-style-type: none"> 3VA63/64 400/600 	—	✓	3VA9387-0TB60

Breaker data server










	Type	Part Number
	COM800 breaker data server <ul style="list-style-type: none"> 2 terminating resistors Central communication module for connecting up to eight 3VA6 molded case circuit breakers via the 3VA-line Ethernet 10/100 Mbit/s interface Communication via Ethernet (Modbus TCP) Module slot for plugging on an optional PROFIBUS DP, PROFINET or RS485 module 	3VA9977-0TA10
	COM100 breaker data server <ul style="list-style-type: none"> 2 terminating resistors Central communication module for connecting one 3VA6 molded case circuit breaker Ethernet 10/100 Mbit/s interface Communication via Ethernet (Modbus TCP) Module slot for plugging on an optional PROFIBUS DP, PROFINET or RS485 module 	3VA9977-0TA20
	7KM PAC PROFIBUS DP expansion module <ul style="list-style-type: none"> The 7KM PAC PROFIBUS DP expansion module is used for connecting the COM800/COM100 breaker data server, and the 3VA molded case circuit breakers connected to it, to PROFIBUS DPV1 The 7KM PAC PROFIBUS DP expansion module provides the status and measured quantities of the 3VA molded case circuit breaker for the PROFIBUS DP master. It receives information (e.g. commands) from the PROFIBUS DP master, and forwards this information to the 3VA molded case circuit breaker 	7KM9300-0AB01-0AA0
	7KM PAC Switched Ethernet PROFINET expansion module <ul style="list-style-type: none"> The 7KM PAC Switched Ethernet PROFINET expansion module is used to connect the COM800/COM100 breaker data server, and the connected 3VA molded case circuit breaker, to PROFINET via two Ethernet interfaces The 7KM PAC Switched Ethernet PROFINET expansion module provides the status and measured quantities of the 3VA molded case circuit breaker to PROFINET via the PROFINET IO, PROFlenergy and Modbus TCP protocols 	7KM9300-0AE01-0AA0
	7KM PAC RS485 Modbus RTU expansion module <ul style="list-style-type: none"> The 7KM PAC RS485 Modbus expansion module is used to connect the COM800/COM100 breaker data server, and the 3VA molded case circuit breaker connected to it, to Modbus RTU The 7KM PAC RS485 Modbus expansion module provides the status and measured quantities of the 3VA molded case circuit breaker for the Modbus RTU master. It receives information (e.g. commands) from the Modbus RTU master, and forwards this information to the 3VA molded case circuit breaker 	7KM9300-0AM00-0AA0

3VA Molded Case Circuit Breakers

3VA Communication and Testing/Commissioning Devices

Selection

Accessories for Communication





	Type	Part Number
	T-Connector <ul style="list-style-type: none"> ■ Spare part ■ Provides spur line feeder to COM060 and loops to the next circuit breaker ■ Includes a connection adapter for mounting on the 3VA6 breaker enclosure 	3VA9987-0TG10
	DIN rail adapter For snapping the T-Connector onto a DIN rail	3VA9987-0TG11
	Preassembled T-Connector-to-T-Connector or T-Connector-to-COM800/ COM100 connecting cable <ul style="list-style-type: none"> ■ 0.4 m long 	3VA9987-0TC10
	<ul style="list-style-type: none"> ■ 1 m long 	3VA9987-0TC20
	<ul style="list-style-type: none"> ■ 2 m long 	3VA9987-0TC30
	<ul style="list-style-type: none"> ■ 4 m long 	3VA9987-0TC40
	Preassembled connecting cable for extending the COM060-to-T-Connector spur line connection <ul style="list-style-type: none"> ■ 0.4 m long 	3VA9987-0TF20
	<ul style="list-style-type: none"> ■ 0.8 m long 	3VA9987-0TF10
	Additional bus terminating resistors	3VA9987-0TE10
	Voltage tap to external N conductor Cable for connecting the neutral point for the metering function of the 8-Series ETU, length 1.5 m	3VA9987-0UC10
	External current transformer. Connection of an external current transformer for the N conductor for 3-pole 3VA6 molded case circuit breakers for 3-series, 5-series, and 8-series ETUs, including connecting cable	
	■ 3VA61	3VA9077-0NA10
	■ 3VA62	3VA9177-0NA10
	■ 3VA63/64	3VA9377-0NA10
	■ 3VA65/66/67	3VA9677-0NA10
■ 3VA68/69	3VA9877-0NA10	
	DSP800 display <ul style="list-style-type: none"> ■ For displaying the status, measured values and parameters of up to 8 3VA6 molded cases circuit breakers ■ Connection to the COM800/COM100 via Ethernet for displaying information of the COM800/COM100 and the connected 3VA6 molded case circuit breaker 	3VA9977-0TD10
	EFB300 <ul style="list-style-type: none"> ■ External function box for connection to the ETU of the 3VA6 molded case circuit breaker ■ 4 digital outputs for information output, 1 digital input ■ ZSI functionality ■ S0 interface ■ Including cable 1.5 m in length 	3VA9977-0UA10
	Connecting cable for EFB300 and MMB300. Spare part	
	■ 1.5 m long	3VA9987-0UB10
	■ 3.0 m long	3VA9987-0UB20
	■ 3.0 m long for 3VA with EFB and RCD820	3VA9987-0UB30

3VA Molded Case Circuit Breakers


3VA Communication and Testing/Commissioning Devices

Selection

Test devices

	Type	Part Number
	TD300 <ul style="list-style-type: none"> ■ Connection to the front interface of the ETU ■ Test device for activating the ETU and triggering a test trip 	3VA9977-0MA10
	TD500 <ul style="list-style-type: none"> ■ Connection to the front interface of the ETU ■ Initiation of various test trips (LSING) ■ USB interface for connection of a PC using powerconfig ■ ETU parameterization ■ Including external power supply unit with adapter for Europe, UL and GB ■ Including connecting cable to the 3VA6 molded case circuit breaker 	3VA9977-0MB10
	Spare part: External power supply for TD500 110 ... 240 V AC	3VA9987-0MX10
	Spare part: Cable for connecting to the TD500 to the 3VA6 molded case circuit breaker	3VA9977-0MY10

Maintenance Mode Box



	MMB300 <ul style="list-style-type: none"> ■ Realization of the NEC 240.87 (Arc Energy Reduction) -> personal protection during maintenance work ■ Switch into maintenance mode by changing the I- and G-protection to the lowest possible value through an external signal (e.g. door contact) ■ Available for all 3VA6 circuit breakers with electronic trip unit ■ Daisy chain up to 8 circuit breakers equipped with MMB300 ■ Additional digital output (D01) for ETU signals available ■ Capable of DIN rail mounting ■ Includes cable 1.5m in length 	3VA9977-0UF10
---	--	----------------------

3VA Molded Case Circuit Breakers

3VA Accessories for Locking, Blocking and Interlocking

Selection

Locking, Blocking, & Interlocking






	Type	For molded case circuit breakers/ rated current						Part Number	
		3VA4 125A	3VA5 125A	3VA5 250A	3VA6 150A 250A	3VA5 3VA6 400A 600A	3VA5 3VA6 800A 1000A		3VA5 3VA6 1200A 2000A
 <p>3VA51</p>	Blocking device for the handle	—	✓	—	—	—	—	3VA9038-0LB10	
		—	—	✓	✓	✓	—	3VA9378-0LB10	
		—	—	—	—	—	—	✓	3VA9877-0LB10
 <p>3VA5/3VA6 3VA4</p>	Padlock device for the handle	—	✓	—	—	—	—	3VA9037-0LB11	
		✓	—	—	—	—	—	3VA9038-0LB11	
		—	—	✓	✓	—	—	—	3VA9138-0LB11
		—	—	—	—	✓	—	—	3VA9338-0LB11
		—	—	—	—	—	✓	—	3VA9578-0LB10
		—	—	—	—	—	—	✓	3VA9877-0LB11
 <p>2 pole 3 pole</p>	3VA4 Handle tie & padlock 2-inch	✓	—	—	—	—	—	3VA9032-0LB20	
	3VA4 Handle tie & padlock 3-inch	✓	—	—	—	—	—	3VA9033-0LB20	
	Adapter kit for mounting the cylinder lock (type Ronis) in the accessories compartment of the molded case circuit breaker. Comprising 2 cylinder lock casings (one for locking and one for interlocking) and the appropriate mounting module. <ul style="list-style-type: none"> To implement an interlock or a lock: select suitable cylinder lock(s) For an interlock: select the same cylinder lock number 	—	✓	—	—	—	—	3VA9137-0LF10	
		—	—	✓	—	—	—	—	3VA9237-0LF10
		—	—	—	✓	—	—	—	3VA9147-0LF10
		—	—	—	—	✓	—	—	3VA9347-0LF10
		—	—	—	—	—	✓	—	3VA9577-0LF10
	Cylinder lock (type Ronis) <ul style="list-style-type: none"> Includes a lock with 2 keys For locking or interlocking For installation in all rotary operators with shaft stub For mounting in the adapter kit for the accessories compartment 	—	—	—	—	—	—	—	
		—	✓	✓	✓	✓	✓	—	3VA9980-0VL10
		—	✓	✓	✓	✓	✓	—	3VA9980-0VL30
		—	✓	✓	✓	✓	✓	—	3VA9980-0VL40
	Sliding bar Complete kit for interlocking 2 circuit breakers <ul style="list-style-type: none"> The article number must be ordered 2X to implement an interlock between 3 breakers of the same size 	—	✓	—	—	—	—	3VA9138-0VF30	
		—	—	✓	—	—	—	—	3VA9238-0VF30
		—	—	—	✓	—	—	—	3VA9148-0VF30
		—	—	—	—	✓	—	—	3VA9348-0VF30
	Module for handle interlock using a bowden cable <ul style="list-style-type: none"> A separate handle interlock module is required for each switching device A Bowden cable must be ordered separately 	—	✓	—	—	—	—	3VA9137-0VF10	
		—	—	✓	—	—	—	—	3VA9237-0VF10
		—	—	—	✓	—	—	—	3VA9147-0VF10
		—	—	—	—	✓	—	—	3VA9347-0VF10
		—	—	—	—	—	✓	—	3VA9577-0VF10
	Rear interlock with rod Complete Kit <ul style="list-style-type: none"> Mounting frames are not included in scope of supply 	—	✓	✓	✓	✓	—	3VA9078-0VM10	
		—	—	—	—	—	—	—	—

3VA Molded Case Circuit Breakers


3VA Accessories for Locking, Blocking and Interlocking

Selection

Locking, Blocking, & Interlocking

	Type	For molded case circuit breakers/rated current						Part Number
		3VA5 125A	3VA5 250A	3VA6 150A 250A	3VA5 3VA6 400A 600A	3VA5 3VA6 800A 1000A	3VA5 3VA6 1200A 2000A	
	Rear interlock with rod Complete Kit ▪ Mounting frames are included in scope of supply	—	—	—	—	✓	—	3VA9578-0VM10
	Rear interlock with rod Complete Kit for plug-in/draw-out unit ▪ Mounting frames are not included in scope of supply	✓	✓	✓	✓	—	—	3VA9078-0VM30
	Rear interlock with rod Complete Kit for Circuit breaker, fixed-mounted	—	—	—	—	—	✓	3VA9873-0VM10
	Bowden cable ▪ Length 0.6 m	✓	✓	✓	✓	✓	—	3VA9980-0VC10
	▪ Length 1.0 m	✓	✓	✓	✓	✓	—	3VA9980-0VC20
	▪ Length 1.5 m	✓	✓	✓	✓	✓	—	3VA9980-0VC30
	Mounting frame for rear interlock with rod ^{①②} Required for the complete mounting frame kit: ▪ Profile poles	✓	✓	✓	✓	—	—	3VA9078-0VK10
	▪ Mounting Plates	✓	—	—	—	—	—	3VA9138-0VK20
		—	✓	—	—	—	—	3VA9238-0VK20
		—	—	✓	—	—	—	3VA9248-0VK20
		—	—	—	✓	—	—	3VA9448-0VK20

Cover frame for door cut-out

	Cover frame for door cut-out for molded case circuit breaker ▪ 3-pole, door cut-out without trip unit	✓	—	—	—	—	—	3VA9033-0SB10
		—	✓	✓	—	—	—	3VA9143-0SB10
		—	—	—	✓	—	—	3VA9373-0SB10
		—	—	—	—	✓	—	3VA9583-0SB10
		—	—	—	—	—	✓	3VA9877-0SB10
	Cover frame for door cut-out for molded case circuit breaker ▪ 3-pole, door cut-out with trip unit	✓	—	—	—	—	—	3VA9033-0SB20
		—	✓	—	—	—	—	3VA9233-0SB20
		—	—	✓	—	—	—	3VA9143-0SB20
		—	—	—	✓	—	—	3VA9343-0SB20
		—	—	—	—	✓	—	3VA9583-0SB20
		—	—	—	—	—	✓	3VA9877-0SB20
	▪ 3-pole, door cut-out with trip unit and connection area	—	—	—	—	—	✓	3VA9877-0SB60
		✓	—	—	—	—	—	3VA9034-0SB10
	Cover frame for door cut-out for molded case circuit breaker ▪ 4-pole, door cut-out without trip unit	—	✓	✓	—	—	—	3VA9144-0SB10
		—	—	—	✓	—	—	3VA9374-0SB10
—		—	—	—	✓	—	3VA9584-0SB10	
✓		—	—	—	—	—	3VA9034-0SB20	
Cover frame for door cut-out for molded case circuit breaker ▪ 4-pole, door cut-out with trip unit	—	✓	—	—	—	—	3VA9234-0SB20	
	—	—	✓	—	—	—	3VA9144-0SB20	
	—	—	—	✓	—	—	3VA9344-0SB20	
	—	—	—	—	✓	—	3VA9584-0SB20	
	✓	—	—	—	—	—	3VA9033-0SB10	
Cover frame for door cut-out for MO320 motor operators	—	✓	✓	—	—	—	3VA9237-0SB30	
	—	—	—	—	✓	—	3VA9377-0SB30	
Cover frame for door cut-out for front mounted rotary operators	✓	—	—	—	—	—	3VA9033-0SB10	
	—	✓	✓	—	—	—	3VA9143-0SB10	
	—	—	—	✓	—	—	3VA9373-0SB10	
Cover frame for door cut-out for front mounted rotary operator with door interlock	—	—	—	—	✓	—	3VA9377-0SB30	
	—	—	—	—	—	✓	3VA9583-0SB50	
	—	—	—	—	—	✓	3VA9877-0SB30	
	Cover frame for door cut-out for door feedthrough	—	✓	✓	—	—	—	3VA9233-0SB20
	Labeling plate for cover frame	—	—	—	✓	—	—	3VA9333-0SB20
								3VA9087-0SX10

① 2 mounting plates are required. They are screwed onto the profile rail that can be ordered above. Different breakers can be mutually interlocked.

② Breakers with plug-in unit can be mounted on the mounting plates, but the profile rails cannot be used.

3VA Molded Case Circuit Breakers

3VA Accessories and Spare Parts

Selection

Other accessories

	Type	For molded case circuit breakers/rated current						Part Number
		3VA5 125A	3VA5 250A	3VA6 150A 250A	3VA5 3VA6 400A 600A	3VA5 3VA6 800A 1000A	3VA5 3VA6 1200A 2000A	
	Busbar adapter system with 60 mm busbar center-to-center spacing 3-pole	✓	—	—	—	—	—	8US1211-4SS00 ^①
		—	✓	✓	—	—	—	8US1213-4AP03 ^②
		—	—	—	✓	—	—	8US1213-4AH04 ^②
	Busbar adapter system with 60 mm busbar center to center spacing, bottom connection, 3-pole	✓	—	—	—	—	—	8US1215-4SS00
	Busbar adapter designed for 3VA breaker used as a main							
	Metric mounting screw kit For fixed mounted breakers 1-pole	✓	—	—	—	—	—	3VA9151-0SS10
	Metric mounting screw kit (2 pcs) For fixed mounted breakers 2-pole	✓	—	—	—	—	—	3VA9116-0SS10
	Metric mounting screw kit (4 pcs) For fixed mounted breakers 3-,4-pole	✓	✓	—	—	—	—	3VA9114-0SS10
	Metric mounting screw kit For fixed mounted breakers 3-pole	—	—	✓	—	—	—	3VA9126-0SS10
	Metric mounting screw kit For fixed mounted breakers 4-pole	—	—	✓	—	—	—	3VA9124-0SS10
	Metric mounting screw kit For fixed mounted breakers 3-,4-pole	—	—	—	✓	—	—	3VA9328-0SS10
	Metric mounting screw kit (4pcs) For fixed mounted breakers 3-, 4-pole	—	—	—	—	✓	—	3VA9517-0SS10
	Metric mounting screw kit For plug-in and draw-out unit	—	—	✓	—	—	—	3VA9124-0SS10
	Metric mounting screw kit For plug-in and draw-out unit	—	—	—	—	—	✓	3VA9874-0SS10
	SAE mounting screw kit (2 pcs) For fixed mounted breakers 1-pole	✓	—	—	—	—	—	3VA9151-0SS00
	SAE Mounting screw kit (2 pcs) For fixed mounted breakers 2-,3-pole	✓	—	—	—	—	—	3VA9156-0SS00
	SAE Mounting screw kit (4 pcs) For fixed mounting breakers 4-pole	✓	—	—	—	—	—	3VA9154-0SS00
	SAE Mounting screw kit (4 pcs) For fixed mounted breakers 3-,4-pole and 3VA6 150/250 plug-in and draw-out units	—	✓	✓	—	—	—	3VA9164-0SS00
	SAE Mounting screw kit (2 pcs) For fixed mounted breakers 2-,3-pole	—	✓	✓	—	—	—	3VA9166-0SS00
	SAE Mounting screw kit (4 pcs) For fixed mounted breakers 2-,3-,4-pole and 3VA6 400/600 plug-in and draw-out units	—	—	—	✓	—	—	3VA9368-0SS00
SAE mounting screw kit For plug-in and draw-out unit	—	—	—	—	—	✓	3VA9874-0SS00	
	Replacement handle extension accessory	—	—	—	✓	—	—	3VA9487-0SC10
		—	—	—	—	✓	—	3VA9987-0SC10
		—	—	—	—	—	✓	3VA9877-0SC10

① Busbar adapter designed for 3VA breaker used as a feeder.




② Busbar adapter designed for 3VA breaker used as either a main or feeder.

3VA Molded Case Circuit Breakers

3VA Accessory Electrical Requirements

Technical data

Auxiliary switches electrical requirements

				Auxiliary switches and alarm switches HQ 				Auxiliary switches and alarm switches HQ_electronic 				Auxiliary switches and alarm switches HP 			
				AUX	LCS	TAS	EAS	AUX	LCS	TAS	EAS	AUX	LCS	TAS	
Rated operational voltage	U_e	V AC 50 Hz		240				24				600			
		V DC		250				24				250			
Conventional free-air thermal current	$I_{th} = I_e$	A		6				0.3				10			
IEC Ratings Listed	AC-12	12 V	A	6				0.3				10			
		24 V	A	6				0.3				10			
		48 V	A	6				--				10			
		125 V	A	6				--				10			
		220/240 V	A	6				--				10			
		380/440 V	A	--				--				6			
		600 V	A	--				--				2			
		AC-15	12 V	A	3				0.3				6		
		2/4 V	A	3				0.3				6			
		48 V	A	3				--				6			
		125 V	A	3				--				6			
		220/240 V	A	3				--				6			
		380/440 V	A	--				--				2			
		600 V	A	--				--				0.6			
DC-12	12 V	A	6					0.1				6			
	24 V	A	4					0.1				6			
	48 V	A	2					--				2			
	110 V	A	0.5					--				0.6			
	250 V	A	0.25					--				0.3			
DC-13	12 V	A	1					0.07				3			
	24 V	A	0.8					0.07				3			
	48 V	A	0.4					--				0.8			
	110 V	A	0.2					--				0.2			
	250 V	A	0.1					--				0.1			
Max. rated current (UL)	Inductive load (0.75-0.8 AC)	24 V	A	3				0.3				6			
		300 V	A	3				--				6			
		600 V	A	--				--				6			
	Pilot duty (AC)	24 V	A	3					--				6		
		127 V	A	3					--				6		
		240 V	A	3					--				3		
		480 V	A	--					--				1.5		
		600 V	A	--					--				1.2		
	Resistive load (DC)	24 V	A	0.25					0.1				0.3		
		250 V	A	0.25					--				0.3		
Resistive load - pilot duty sequence (DC)	125 V	A	0.6					--				0.9			
	250 V	A	0.3					--				0.55			
Minimum load	At 24 V DC	mA	70					0.5				70			
	At 5 V DC	mA	--					1				--			

3VA Molded Case Circuit Breakers

3VA Accessory Electrical Requirements

Technical data

Shunt trip/undervoltage electrical requirements

				Shunt trip left STL	Shunt trip flexible STF	Undervoltage releases UVR	Universal release UNI
Power consumption U_e	12	V DC	W	50	--	--	--
	24	50 V AC/60 Hz	VA	50	--	--	--
	24 ... 30	V DC	W	7 ... 50	--	--	--
	48 ... 60	50 V AC/60 Hz	VA	15 ... 20	--	--	--
	48 ... 60	V DC	W	20 ... 30	--	--	--
	110 ... 127	50 V AC/60 Hz	VA	30 ... 40	--	--	--
	110 ... 127	V DC	W	30 ... 40	--	--	--
	208 ... 277	50 V AC/60 Hz	VA	16 ... 35	--	--	--
	220 ... 250	V DC	W	28 ... 35	--	--	--
	380 ... 600	50 V AC/60 Hz	VA	10 ... 30	--	--	--
	24	50 V AC/60 Hz	VA	--	300	--	--
	48 ... 60	50 V AC/60 Hz	VA	--	340 ... 600	--	--
	110 ... 127	50 V AC/60 Hz	VA	--	500 ... 650	--	--
	208 ... 277	50 V AC/60 Hz	VA	--	360 ... 650	--	--
	380 ... 500	50 V AC/60 Hz	VA	--	330 ... 600	--	--
	600	50 V AC/60 Hz	VA	--	300	--	--
	12 ... 250	V DC	W	--	--	< 2.5	--
24 ... 230	50 V AC/60 Hz	VA	--	--	< 2	--	
380 ... 480	50 V AC/60 Hz	VA	--	--	< 2.5	--	
12	V DC (Cat II; PELV/SELV)	W	--	--	--	UVR: < 2.5 SHT: 20	
24	V DC (Cat II; PELV/SELV)	W	--	--	--	UVR: < 2.5 SHT: 20	
48	V DC (Cat II; PELV/SELV)	W	--	--	--	UVR: < 2.5 SHT: 20	
Rated impulse withstand voltage		U_{imp}	kV	6		4	0.5
Making current		I_{max}	at V	1.5 A/24 V AC	18 A/24 V AC	5 mA/480 V	1.5 A/24 V
Maximum tripping time			ms	< 10			
Service life	Electrical trips			8500			
	Mechanical switching cycles of the circuit breaker			25000			
Priority over other control signals				Given			
Degree of protection	Lid of the accessories compartment closed			IP40			
	Lid of the accessories compartment open			IP 20			
Minimum signal duration			ms	40	40	--	40
Response voltage shunt trip	Pick-up (circuit breaker trips)	Us/V	%	70 ... 110		--	70 ... 110
Undervoltage release response voltage	Pick-up (circuit breaker can be switched on)	Us/V	%	--	--	85 ... 110	
	Pick-up (circuit breaker trips)	Us/V	%	--	--	35 ... 70	
Tripping frequency	Trips per hour			Unlimited	120	Unlimited	
Can be used for electrical interlocking of molded case circuit breakers				No	No	Yes	

3VA Molded Case Circuit Breakers

3VA Accessory Electrical Requirements

Technical data

Motor operator electrical requirements

MO320 motor operator	3VA5 125 A	3VA5 250 A	3VA6 150 A/ 250 A	3VA5 3VA6 400 A/ 600 A
Degree of protection	NEMA 1			
Rated control supply voltage (operating range of control supply voltage)	24 V ... 60 V DC (0.85 ... 1.26) 110 V ... 230 V AC/ 110 V ... 250 V DC (0.85 ... 1.1)			
Rating	250 W, max. 500 W (60 ms)			
Make time, typically	< 800 ms	< 1000 ms		< 1700 ms
Break time, typically	< 800 ms	< 1000 ms		< 1400 ms



DC breaking capacity according to UL489

3VA51			3VA52			3VA53			3VA54			DC single-pole disconnection	DC all-pole disconnection		
125 A (15- 125 A)			250 A (40 - 250 A)			400 A (200 - 400 A)			600 A (450 - 600 A)			Grounded ^①	Grounded ^①	Isolated	
DC breaking capacity acc. UL489 in kA															
S	M	H	M	H	C	M	H	C	M	H	C				
125 V			250 V			250 V			250 V						
14	25	30	50	85	100	50	85	100	50	85	100				
250 V			500 V			500 V			500 V						
50	85	100	50	85	100	50	85	100	50	85	100				
500 V			750 V			600 V			600 V						
50	85	100	50	85	100	50	85	100	50	85	100				
600 V			1000 V			750 V			750 V				—		
50	85	100	50	85	100	50	85	100	50	85	100				
						1000 V			1000 V						
50	85	100	50	85	100	6	6	10	6	6	10				

Applies to MCCBs in line protection and MCS (if protected by a suitable overcurrent protection device).

With a non-grounded system, all poles must disconnect such that the load is isolated when switched off.

The grounded pole must always be assigned to the individual conducting path, so that in the event of a ground fault there are always 2 conducting paths in series in a circuit with 3-pole molded case circuit breakers, and 3 conducting paths in series in a circuit with 4-pole molded case circuit breakers.

Additional wiring configurations are available on request.

GF ground fault monitoring

① Minus pole grounded

② Also covers 1-pole circuit breaker in 2-pole frame

7
MOLDED CASE
CIRCUIT BREAKERS

3VA Molded Case Circuit Breakers

Notes

7

MOLDED CASE
CIRCUIT BREAKERS

Sentron Molded Case Circuit Breakers

If used on 250A frame and above means non-interchangeable trip breaker with factory assembled frame and trip. Solid state trip and current limiting (S or C in first character) are non-interchangeable only, and the "X" is omitted.



Trip Unit Type

- — Omitted – Thermal-Magnetic
- S — Sensitrip® Electronic Trip (obsolete)

Sentron Series Type/Interrupting Range

- — Omitted – Standard Rating
- H — High IC Rating
- HH — Extra High IC Rating
- C — Highest IC Rating and Current Limiting

Frame Identifier

- | | |
|---------------|-------------|
| E — Type ED | M — Type MD |
| F — Type FD | N — Type ND |
| J — Type JD | P — Type PD |
| L — Type LD | R — Type RD |
| LM — Type LMD | |

Maximum Voltage

- 2 — 240 Vac
- 4 — 480 Vac
- 6 — 600 Vac

Number of Poles

- 1
- 2
- 3
- A — used to indicate advanced electronic trip unit with maintenance mode capability (always 3 poles)
- B — used to indicate basic electronic trip unit (always 3 poles)

(Specific Application Type)

- B — Standard 40°C Breaker
- M — Calibrated for 50°C Application
- F — Frame Only
- T — 40°C Trip Unit Only
- W — 50°C Trip Unit Only
- S — Molded Case Switch
- L — Low Instantaneous Range ETI Breaker
- A — Standard Range ETI Breaker
- H — High Instantaneous Range ETI Breaker

Maximum Continuous Current Rating

- ED Frame — 015, 020, 025, 030, 035, 040, 045, 050, 060, 070, 080, 090, 100, 110, 125
- FD Frame — 070, 080, 090, 100, 110, 125, 150, 175, 200, 225, 250
- JD Frame — 200, 225, 250, 300, 350, 400
- LD Frame — 250, 300, 350, 400, 450, 500, 600
- LMD Frame — 500, 600, 700, 800
- MD Frame — 500, 600, 700, 800
- ND Frame — 900, 100 (1000A), 120 (1200A)
- PD Frame — 120 (1200A), 140 (1400A), 160 (1600A)
- RD Frame — 160 (1600A), 180 (1800A), 200 (2000A)

Suffix

- L — where applicable indicates a breaker shipped with line/loads lugs installed
- A — used with a switch to show automatic self protection
- Y — 400 Hertz
- H — 100% rated
- P — Load side lugs only
- NAV — Naval Ratings

NOTE:

- — Position omitted if not used.

Molded Case Circuit Breakers

ED 125A Frame Sentron Series

Selection

Ordering Instructions

- All ED Frame Sentron circuit breakers are supplied with load side lugs. If line side lugs are required, add "L" suffix to catalog number. Consult Siemens sales office for any additional charge
- 50°C Calibration, 400HZ - see page 7-167. All ED frame circuit breakers may be reverse connected

Type ED2^⑤

Blue Label

Continuous Current Rating @ 40°C	1-Pole		2-Pole		3-Pole
	120V AC	125V DC	240V AC	125V DC 250V DC	240V AC
	Catalog Number		Catalog Number		Catalog Number
15	ED21B015 ^④ ■		ED22B015		ED23B015
20	ED21B020 ^④ ■		ED22B020		ED23B020
25	ED21B025■		ED22B025■		ED23B025■
30	ED21B030■		ED22B030		ED23B030
35	ED21B035■		ED22B035■		ED23B035■
40	ED21B040■		ED22B040		ED23B040
45	ED21B045■		ED22B045■		ED23B045■
50	ED21B050■		ED22B050		ED23B050
60	ED21B060■		ED22B060		ED23B060
70	ED21B070■		ED22B070		ED23B070
80	ED21B080■		ED22B080■		ED23B080
90	ED21B090■		ED22B090■		ED23B090■
100	ED21B100■		ED22B100		ED23B100

Shipping Weights

Number of Poles	Number per Carton	Shipping Weight (lbs.)
ED2, ED4, ED6, HED4, HHED6		
1	30	38
2	10	25
3	10	38
CED6		
2	5	20
3	5	30

Lugs

Ampere Rating	No. of Poles	Catalog Number	Wire Range
Aluminum Body Lugs			
All 15–25A	1, 2, 3	Line/Load SA1E025	#14–#10 Cu #12–#10 Al
All 30–100A	1, 2, 3	Line Side LN1E100	#10–1/0 Cu/Al
ED2, 4, 6, HED4 30–60A	1	Load Side LD1E060	#10–#4 Cu/Al
ED2, 4, 6, HED4 70–100A	1	Load Side LD1E100	#6–#1/0 Cu/Al
ED2, 4, 6, HED4, HHED6 30–100A	2, 3	Load Side LN1E100	#10–1/0 Cu/Al
All 110, 125A	2, 3	Line/Load TA1E6125	#3–3/0 Cu #1–2/0 Al
Copper Body Lugs			
All 30–125A	1, 2, 3	Line/Load TC1ED6150 ^③	#10–1/0 Cu only
Compression Lugs			
All ED, HED, HHED, CED		CCE125	2/0

Type ED4^⑤

Blue Label

Continuous Current Rating @ 40°C	1-Pole		2-Pole		3-Pole
	120V AC	125V DC	480V AC	250V DC	480V AC
	Catalog Number		Catalog Number		Catalog Number
15	ED41B015 ^④		—		ED43B015
20	ED41B020 ^④		ED42B020		ED43B020
25	ED41B025		ED42B025		ED43B025
30	ED41B030		ED42B030		ED43B030
35	ED41B035■		ED42B035■		ED43B035
40	ED41B040		ED42B040		ED43B040
45	ED41B045■		ED42B045■		ED43B045
50	ED41B050		ED42B050		ED43B050
60	ED41B060		ED42B060		ED43B060
70	ED41B070		ED42B070		ED43B070
80	ED41B080■		ED42B080■		ED43B080
90	ED41B090■		ED42B090■		ED43B090
100	ED41B100		ED42B100		ED43B100
110	ED41B110		ED42B110■		ED43B110
125	—		ED42B125		ED43B125

Type ED6^⑤

Blue Label

Continuous Current Rating @ 40°C	1-Pole ^①		2-Pole		3-Pole		3-Pole
	347V AC		600V AC	250V DC	600V AC	500V DC	600V DC
	Catalog Number		Catalog Number		Catalog Number		Catalog Number
15	ED61B015	—	—	—	—	—	ED63D015L
20	ED61B020	ED62B020	—	ED63B020	—	—	ED63D020L
25	ED61B025	ED62B025■	—	ED63B025	—	—	ED63D025L
30	ED61B030	ED62B030	—	ED63B030	—	—	ED63D030L
35	ED61B035	—	—	ED63B035	—	—	ED63D035L
40	ED61B040	—	—	ED63B040	—	—	ED63D040L
45	ED61B045■	—	—	ED63B045	—	—	ED63D045L
50	ED61B050	—	—	ED63B050	—	—	ED63D050L
60	ED61B060	—	—	ED63B060	—	—	ED63D060L
70	ED61B070■	—	—	ED63B070	—	—	—
80	ED61B080	—	—	ED63B080	—	—	—
90	ED61B090	—	—	ED63B090	—	—	—
100	ED61B100■	—	—	ED63B100	—	—	—
110	—	—	—	ED63B110	—	—	—
125	—	—	—	ED63B125	—	—	—

Enclosures (Neutral Included)^⑥

Type	Catalog Number
1 (Surface)	E2N1S (15–100A)
1 (Flush)	E2N1F (15–100A)
3R	E2N3R (15–100A)
4–4X	ED6SS4 (15–125A)
7–9	EA (15–60A)
7–9	EB (70–100A)
12	E2N12 (15–100A)
1 (Surface)	CED6N1S ^②
1 (Flush)	CED6N1F ^②
3R	CED6N3R ^②
12	CED6N12 ^②

Note: ED frame circuit breakers qualified to UL 489 Supplement SB "Naval"— See page 7-167 for additional information

- Built to order. Allow 2–3 weeks for delivery.
- ① CSA Certified only (Not UL)

② For CED types and all 110–125 ampere ED frames.

③ See Note: A, page 7-164.

④ SWD rated.

⑤ HACR rated.

⑥ Not for use with HHED6 breakers.

Modifications page 7-167
Enclosures Section 6
Accessories pages 7-130 and 7-171 to 7-176

Molded Case Circuit Breakers

ED 125A Frame Sentron Series

Selection/Dimensions

Type HED4⁵

Black Label

Continuous Current Rating @ 40°C	1-Pole		2-Pole		3-Pole
	277V AC	125V DC	480V AC	250V DC	480V AC
	Catalog Number		Catalog Number		Catalog Number
15	HED41B015 ^①		HED42B015		HED43B015
20	HED41B020 ^①		HED42B020		HED43B020
25	HED41B025		HED42B025■		HED43B025
30	HED41B030		HED42B030		HED43B030
35	HED41B035■		HED42B035■		HED43B035
40	HED41B040		HED42B040		HED43B040
45	HED41B045■		HED42B045■		HED43B045
50	HED41B050■		HED42B050		HED43B050
60	HED41B060■		HED42B060■		HED43B060
70	HED41B070■		HED42B070■		HED43B070
80	HED41B080■		HED42B080■		HED43B080
90	HED41B090■		HED42B090■		HED43B090
100	HED41B100■		HED42B100■		HED43B100
110	—		HED42B110■		HED43B110
125	—		HED42B125■		HED43B125

FIGURE 1 - ED, HED, HHED





FIGURE 2 - CED (3-Pole shown)



Dimensions (in inches)

Breaker Type	W1	W2	W3	H	D	D1
Figure 1 ED2, ED4, ED6, HED4, ED6 ETI ^③	1	2	3	6.35	3.92	4.56
Figure 1 HHED6	—	2	3	6.53	3.92	4.56
Figure 2 CED6, CED6 ETI ^③	—	2	3	9.58	3.92	4.56

Fuseless Current Limiting

Type HHED6⁵

Black Label

Type CED6⁵

Red Label

Continuous Current Rating @ 40°C	3-Pole		2-Pole	3-Pole
	600V AC		600V AC, 250V DC	600V AC, 500V DC ^②
	Catalog Number ^④		Catalog Number	Catalog Number
15	HHED63B015A		CED62B015	CED63B015
20	HHED63B020		CED62B020■	CED63B020
25	HHED63B025		—	—
30	HHED63B030		CED62B030■	CED63B030
35	HHED63B035		—	—
40	HHED63B040		—	CED63B040
45	HHED63B045		—	—
50	HHED63B050		—	CED63B050
60	—		CED62B060■	CED63B060
70	—		CED62B070■	CED63B070
80	—		CED62B080■	CED63B080
90	—		CED62B090■	CED63B090
100	—		CED62B100■	CED63B100
110	—		—	CED63B110■
125	—		CED62B125■	CED63B125

Interrupting Ratings

Breaker Type	UL 489 AIR (File #E10848)									IEC 947-2					
	RMS Symmetrical Amperes (KA)														
	Volts AC						Volts DC			Volts AC (50/60Hz)					
	120	240	277	347	480	600	125	250	500 ^②	600	220/240		380/415		500
lcu	lcs	lcu	lcs	lcu	lcs	lcu	lcs	lcs	lcs	lcu	lcs	lcu	lcs	lcu	lcs
ED2 (1-P)	10	—	—	—	—	—	5	—	—	—	—	—	—	—	—
ED2 (2, 3-P)	—	10	—	—	—	—	—	5 (2-P)	—	—	—	—	—	—	—
ED4 (1-P)	65	—	22	—	—	—	30	—	—	—	—	—	—	—	—
ED4 (2, 3-P)	—	65	—	—	18	—	—	30 (2-P)	—	—	—	—	—	—	—
ED6 (1P)	—	—	—	30 ^④	—	—	—	30	—	—	—	—	—	—	—
ED6 (2, 3-P)	—	65	—	—	25	18	—	—	18 (3-P)	65	17	35	9	18	5
ED6 (3-P)	—	—	—	—	—	—	—	—	10 ^②	—	—	—	—	—	—
HED4 (1-P) (15–30A)	100	—	65	—	—	—	30	—	—	—	—	—	—	—	—
HED4 (1-P) (35–100A)	100	—	25	—	—	—	30	—	—	—	—	—	—	—	—
HED4 (2, 3-P)	—	100	—	—	42	—	—	30 (2-P)	—	—	—	—	—	—	—
HHED6 (2, 3-P)	—	100	—	—	65	18 ^④	—	—	—	—	—	—	—	—	—
CED6 (2, 3-P)	—	200	—	—	200	100	—	50 (2-P)	30 (3-P)	—	—	—	—	—	—

■ Built to order. Allow 2–3 weeks for delivery.

①SWD rated.

②When wired as shown on page 7-4, this circuit breaker is UL listed and rated for use on 500V DC ungrounded UPS systems.

③ ED6-ETI, CED6-ETI, see page 7-153 for ordering information.

④ Single Pole 15-30A 30KA @ 347V non-UL.
35-100A 18KA @ 347V non-UL.

⑤ HACR rated.

⑥ HHED63B015A is rated 18KAIC at 600/347V.

⑦ 600VDC only applies to ED63D___ breakers

Molded Case Circuit Breakers

Accessories

Selection

Accessories for:

ED 125A Frame



Combinations

Available only when ordered together. Only one module can be added to a breaker. Additional accessories, which always attach to the left pole, cannot be added to the combination later. Adds 1 inch pole space.

Equipment Ground Sensing

A field addable kit containing 30mA or 5 mA ground fault accessory module, current transformer with 24 inch leads, and current transformer mounting equipment. Current transformer to mount in gutter of lighting panel or any control panel. Accessory module operates from separate 120V control power source.

Both 30MA and 5MA devices are equipment protection devices only. Do not use for personnel protection.



Shunt Trip Combinations

Control Voltage		1 Shunt Trip	1 Shunt Trip and 1 Auxiliary Switch	1 Shunt Trip and 1 Auxiliary Switch and 1 Alarm Switch	1 Shunt Trip and 1 Alarm Switch	1 Shunt Trip and 2 Auxiliary Switches
AC	DC	Catalog Number	Catalog Number	Catalog Number	Catalog Number	Catalog Number
24		S17ED60	—	—	—	—
48		S18ED60	—	—	—	—
120		S01ED60	S01ED62A	S01ED62AB	S01ED62B	S01ED62AA
208		—	S02ED62A▲	S02ED62AB▲	S02ED62B▲	S02ED62AA▲
240		S03ED60	S03ED62A	S03ED62AB	S03ED62B▲	S03ED62AA▲
277		S15ED60▲	S15ED64A▲	S15ED64AB▲	S15ED64B▲	—
480		S04ED60	S04ED64A▲	S04ED64AB▲	S04ED64B▲	—
	12	S16ED60▲	S16ED62A▲	—	—	—
	24	S07ED60	S07ED62A	S07ED62AB▲	S07ED62B▲	S07ED62AA▲
	48	S09ED60▲	S09ED62A▲	S09ED62AB▲	S09ED62B▲	S09ED62AA▲
	125	S11ED60▲	S11ED62A▲	S11ED62AB▲	S11ED62B▲	S11ED62AA▲
	250	S13ED60▲	S13ED62A▲	S13ED62AB▲	S13ED62B▲	S13ED62AA▲

Undervoltage Trip Combinations

Control Voltage		1 Undervoltage Trip	1 Undervoltage Trip and 1 Auxiliary Switch	1 Undervoltage Trip and 1 Auxiliary Switch and 1 Alarm Switch	1 Undervoltage Trip and 1 Alarm Switch	1 Undervoltage Trip and 2 Auxiliary Switches
AC	DC	Catalog Number	Catalog Number	Catalog Number	Catalog Number	Catalog Number
120		U01ED60	U01ED62A	U01ED62AB▲	U01ED62B▲	U01ED62AA▲
208		U02ED60▲	U02ED62A▲	U02ED62AB▲	U02ED62B▲	U02ED62AA▲
240		U03ED60	U03ED62A▲	U03ED62AB▲	U03ED62B▲	U03ED62AA▲
277		U16ED60▲	U16ED64A▲	U16ED64AB▲	U16ED64B▲	—
480		U06ED60▲	U06ED64A▲	U06ED64AB▲	U06ED64B▲	—
600		U08ED60▲	—	—	—	—
	24	U13ED60	U13ED62A▲	U13ED62AB▲	U13ED62B▲	U13ED62AA▲
	48	U14ED60▲	U14ED62A▲	U14ED62AB▲	U14ED62B▲	U14ED62AA▲
	125	U10ED60▲	U10ED62A▲	U10ED62AB▲	U10ED62B▲	U10ED62AA▲
	250	U12ED60▲	U12ED62A▲	—	—	U12ED62AA▲

Auxiliary Switch Combinations

Maximum Voltage		1 Auxiliary Switch	1 Alarm Switch and 1 Auxiliary Switch	2 Auxiliary Switches	1 Alarm Switch and 2 Auxiliary Switches
AC	DC	Catalog Number	Catalog Number	Catalog Number	Catalog Number
240	250	A01ED62	A01ED62B	A02ED62	A02ED62B
480		A01ED64	A01ED64B	—	—

Maximum Voltage		1 Auxiliary Switch	
AC	DC	Catalog Number	
	24	A01EDLV	Gold Plated Contacts—for PLC use

Alarm Switch Only

Maximum Voltage		1 Alarm Switch	
AC	DC	Catalog Number	
240	250	B00ED62	
480		B00ED64	

Ground Fault Sensing Relay Kit — Equipment Protection Only

For Use With Breaker Frame	Number of Poles	Description	Catalog Number	
			30mA	5mA
CED6, ED2, ED4 ED6, EFC, EFF, HED4, HHED6	1, 2, 3	Basic Kit	GF01ED60	GF01ED65
		Basic Kit with Normally Open Bell Alarm	GF01ED60B0	GF01ED65B0▲
		Basic Kit with Normally Closed Bell Alarm	GF01ED60BC	GF01ED65BC▲

▲ Built to order. Allow 6–8 weeks for delivery.

Molded Case Circuit Breakers

FD 250A Frame Sentron Series

Selection

Type FXD6-A^{①⑥}

Blue Label

Non-Interchangeable Trip (Assembled Circuit Breaker – Without Lugs)		
Continuous Current Rating @ 40°C	2-Pole	3-Pole
	Catalog Number	Catalog Number
70	FXD62B070■	FXD63B070
80	FXD62B080■	FXD63B080
90	FXD62B090■	FXD63B090
100	FXD62B100	FXD63B100
110	FXD62B110■	FXD63B110
125	FXD62B125	FXD63B125
150	FXD62B150	FXD63B150
175	FXD62B175	FXD63B175
200	FXD62B200	FXD63B200
225	FXD62B225	FXD63B225
250	FXD62B250	FXD63B250

Type FD6-A^⑥

Blue Label

Interchangeable Trip			
Continuous Current Rating @ 40°C	Complete Breaker Unassembled w/Lugs	Frame Only	Trip Unit Only
	Catalog Number	Catalog Number	Catalog Number

2-Pole 600V AC, 250V DC^②

Continuous Current Rating @ 40°C	Catalog Number	Frame Only Catalog Number	Trip Unit Only Catalog Number
70	FD62B070■	FD62F250	FD62T070■
80	FD62B080■		FD62T080■
90	FD62B090■		FD62T090■
100	FD62B100■		FD62T100■
110	FD62B110■		FD62T110■
125	FD62B125■		FD62T125■
150	FD62B150■		FD62T150■
175	FD62B175■		FD62T175■
200	FD62B200■		FD62T200■
225	FD62B225■		FD62T225■
250	FD62B250■		FD62T250■

3-Pole 600V AC, 500V DC^③

Continuous Current Rating @ 40°C	Catalog Number	Frame Only Catalog Number	Trip Unit Only Catalog Number
70	FD63B070■	FD63F250	FD63T070■
80	FD63B080■		FD63T080■
90	FD63B090■		FD63T090■
100	FD63B100■		FD63T100■
110	FD63B110■		FD63T110■
125	FD63B125■		FD63T125■
150	FD63B150■		FD63T150■
175	FD63B175■		FD63T175■
200	FD63B200■		FD63T200■
225	FD63B225■		FD63T225■
250	FD63B250■		FD63T250■

Interrupting Ratings

Breaker Type	RMS Symmetrical Amperes (KA)									
	UL 489 AIR (File E10848)					IEC 947-2 ^⑦				
	Volts AC (50/60Hz)			Volts DC		Volts AC (50/60Hz)				
	240	480	600	250	500 ^③	220/240	380/415	500		
						lcu	lcs	lcu	lcs	
FXD6-A, FD6-A	65	35	22	30 (2-P)	18 (3-P)	65	33	35	18	—
HFXD6, HFD6	100	65	25	30 (2-P)	25 (3-P)	100	50	65	33	—
HHFD6, HHFXD6	200	100	25	—	—	—	—	—	—	—
CFD6	200	200	100	30 (2-P)	50 (3-P)	—	—	—	—	—

Instantaneous Adjustment Trip Range

Breaker Ampere Rating	Nominal Instantaneous Values							±20% Tolerance High
	±20% Tolerance Low	2	3	4	5	6	7	
70-90	600	640	690	730	770	810	850	900
100-110	700	770	840	920	990	1060	1140	1200
125-150	800	900	1000	1100	1200	1300	1400	1500
175-200	900	1060	1210	1370	1520	1780	1930	2000
225-250	1100	1300	1500	1700	1900	2100	2300	2500

Note: FD frame qualified to UL489 supplement SB "NAVAL". See page 7-167 for additional information.

Ordering Information

Complete Breaker Unassembled with Lugs

Prices of FD6, HFD6, and HHFD6 breakers includes frame, trip and both line and load lugs (TA1FD350A). When ordered by these catalog numbers, the customer will receive the frame, trip, and lugs separately packaged. For applications requiring different lugs, order individual items as needed.

Complete Breaker Assembled with-out Lugs

Prices of FXD6, HFXD6, HHFXD6, and CFD6 includes frame with non-interchangeable trip unit installed only. Order required lugs separately. For line and load lugs (TA1FD350A) installed, add suffix "L" to catalog number (add 2 times list price of lugs for each pole).

50°C Applications see page 7-167.

400 Hz Applications see page 7-167.

Lugs For 75°C Wire^⑤

Catalog Number	Wire Range
TA1FD350A	#6–350 kcmil Cu #4–350 kcmil Al
TC1FD350	#6–350 kcmil Cu
Compression Lug	
CCF250	350 kcmil Cu/Al

Enclosures

Type	Catalog Number
1	F6N1S(F)
3R	F6N3R
4-4X	FD6SS4
7-9	EC2
12	F6N12
Neutral ^⑥	N250

Modifications page 7-167
Enclosures Section 6
Accessories pages 7-133 and 7-171 to 7-176

■ Built to order. Allow 2–3 weeks for delivery.

- ① Type FXD6-A circuit breakers are UL Listed for reverse fed applications.
- ② 2-pole units are 3-pole width.
- ③ When wired as shown on page 7-4, this circuit breaker is UL listed and rated for use on 500V DC ungrounded UPS systems only.
- ④ Order neutral as separate item.
- ⑤ See Note: A, page 7-164.
- ⑥ HACR rated.
- ⑦ Only applicable to non-interchangeable trip unit types: FXD6A, HFXD6A.

Molded Case Circuit Breakers

FD 250A Frame Sentron Series

Selection/Dimensions

Type HFD6, Type HFXD6^{②③④⑤}

Black Label

Interchangeable Trip			
Continuous Current Rating @ 40°C	Complete Breaker Unassembled w/Lugs	Frame Only	Trip Unit Only
	Catalog Number	Catalog Number	Catalog Number

2-Pole 600V AC, 250V DC (3-Pole Width)

Current Rating	Complete Breaker Unassembled w/Lugs	Frame Only	Trip Unit Only
70	HFD62B070	HFD62F250	FD62T070
80	HFD62B080		FD62T080
90	HFD62B090		FD62T090
100	HFD62B100		FD62T100
110	HFD62B110		FD62T110
125	HFD62B125		FD62T125
150	HFD62B150		FD62T150
175	HFD62B175		FD62T175
200	HFD62B200		FD62T200
225	HFD62B225		FD62T225
250	HFD62B250		FD62T250

3-Pole 600V AC, 500V DC^①

Current Rating	Complete Breaker Unassembled w/Lugs	Frame Only	Trip Unit Only
70	HFD63B070	HFD63F250	FD63T070
80	HFD63B080		FD63T080
90	HFD63B090		FD63T090
100	HFD63B100		FD63T100
110	HFD63B110		FD63T110
125	HFD63B125		FD63T125
150	HFD63B150		FD63T150
175	HFD63B175		FD63T175
200	HFD63B200		FD63T200
225	HFD63B225		FD63T225
250	HFD63B250		FD63T250

Type HHFD, HHFXD6^{②③⑤}

3-Pole 600V AC, Extra High Interrupting

Current Rating	Complete Breaker Unassembled w/Lugs	Frame Only	Trip Unit Only
70	HHFD63B070	HHFD63F250	FD63T070
80	HHFD63B080		FD63T080
90	HHFD63B090		FD63T090
100	HHFD63B100		FD63T100
110	HHFD63B110		FD63T110
125	HHFD63B125		FD63T125
150	HHFD63B150		FD63T150
175	HHFD63B175		FD63T175
200	HHFD63B200		FD63T200
225	HHFD63B225		FD63T225
250	HHFD63B250		FD63T250

Type CFD6-A^{③⑤}

Fuseless Current Limiting

Red Label

Non-Interchangeable Trip (Assembled Circuit Breaker without Lugs)	
Continuous Current Rating @ 40°C	3-Pole 600V AC/500V DC
	Catalog Number
70	CFD63B070
80	CFD63B080
90	CFD63B090
100	CFD63B100
110	CFD63B110
125	CFD63B125
150	CFD63B150
175	CFD63B175
200	CFD63B200
225	CFD63B225
250	CFD63B250


■ Built to order. Allow 2-3 weeks for delivery.

① When wired as shown on page 7-4, this circuit breaker is UL listed and rated for use on 500V DC ungrounded UPS systems.

② For non-interchangeable trip 3-pole HFD6 type circuit

breaker, change prefix identifier from HFD6 to HFXD6. Price equals frame and trip prices combined, e.g. price of HFXD63B250 equals price of HFD63F250 plus price of FD63T250. Order lugs separately.

③ Type HFXD6, HHFXD6, CFD6 are UL Listed for reverse feed applications.



Dimensions (in inches)

Breaker Type	W	L	D	D1 (to handle)
Figure 1 FXD6-A, FD6-A, HFD6, HFXD6, HHFD6, FD6-ETI ^④	4.50	9.50	4	5.25
Figure 2 CFD6, CFD6-ETI ^④	4.50	14.25	4	5.25

Shipping Weights

Number of Poles	Number per Carton	Shipping Weight (lbs.)
FD6-A, HFD6, HHFD6, FXD6-A Assembled Circuit Breaker (less connectors)		
2	1	8.6
3	1	10
FD6-A, HFD6, HHFD6 Frame Only		
2	1	7.5
3	1	8.7
FD6 Trip Unit Only		
2	1	1.1
3	1	1.3
CFD6 Assembled Circuit Breaker (less terminals)		
3	1	16

④ FXD6, ETI, CFD6, ETI — See page 7-153 for ordering information.

⑤ HACR rated.

Molded Case Circuit Breakers

Internal Accessories

Selection

Accessories: for FD, FFC & FFF 250A Frames



Shunt Trip Combinations

Control Voltage		1 Shunt Trip
AC	DC	Catalog Number
24		S17FD60
120		S01FD60
240		S03FD60
277		S15FD60▲
480		S04FD60
600		S06FD60▲
	12	S16FD60▲
	24	S07FD60
	48	S09FD60▲
	125	S11FD60
	250	S13FD60▲

Undervoltage Trip Combinations

Control Voltage		1 Undervoltage Trip	1 Undervoltage Trip and 1 Auxiliary Switch
AC	DC	Catalog Number	Catalog Number
120		U01FD60	W01FD64
208		U02FD60▲	W02FD64▲
240		U03FD60	W03FD64▲
277		U16FD60▲	W16FD64▲
480		U06FD60▲	W06FD64▲
	24	U13FD60	W13FD64
	48	U14FD60▲	W14FD64▲
	125	U10FD60▲	W10FD64▲

Auxiliary Switch Combinations

Voltage		1 Auxiliary Switch	2 Auxiliary Switches
AC	DC	Catalog Number	Catalog Number
240		A01FD62	A02FD62
480		A01FD64	A02FD64
	24	A01FDLV	Gold Plated Contacts - for PLC use

Alarm Switch Combinations

Maximum Voltage		1 Alarm Switch	1 Alarm Switch and 1 Auxiliary Switch
AC	DC	Catalog Number	Catalog Number
480	250	B00FD64	C01FD64

▲ Built to order. Allow 6–8 weeks for delivery.

©Auxiliary switch application is for 480V AC maximum.

Note: Old F-frame accessories cannot be used in new Sentron line. Likewise, new FD-frame accessories cannot be used on old F-frame circuit breakers.

Molded Case Circuit Breakers

JD 400A Frame Sentron Series

Selection

Type JXD2-A^④

240V AC, 2-Pole 250V DC Only

Blue Label

Non-Interchangeable Trip (Assembled Circuit Breaker without Lugs)		
Continuous Current Rating @ 40°C	2-Pole (3-Pole Width) Catalog Number	3-Pole Catalog Number
200	JXD22B200■	JXD23B200
225	JXD22B225■	JXD23B225
250	JXD22B250■	JXD23B250
300	JXD22B300	JXD23B300
350	JXD22B350■	JXD23B350
400	JXD22B400	JXD23B400

Type JXD6-A^{①④}

600V AC, 2-Pole 250V DC, 3-Pole 500V DC^②

Blue Label

Non-Interchangeable Trip (Assembled Circuit Breaker without Lugs)		
Continuous Current Rating @ 40°C	2-Pole (3-Pole Width) Catalog Number	3-Pole Catalog Number
200	JXD62B200■	JXD63B200
225	JXD62B225■	JXD63B225
250	JXD62B250■	JXD63B250
300	JXD62B300	JXD63B300
350	JXD62B350■	JXD63B350
400	JXD62B400	JXD63B400

Type JD6-A^④

Blue Label

Interchangeable Trip			
Continuous Current Rating @ 40°C	Complete Breaker Unassembled w/Lugs	Frame Only	Trip Unit Only
	Catalog Number	Catalog Number	Catalog Number

2-Pole 600V AC, 250V DC (3-Pole Width)

200	JD62B200■	JD62F400	JD62T200■
225	JD62B225■		JD62T225■
250	JD62B250■		JD62T250■
300	JD62B300■		JD62T300■
350	JD62B350■		JD62T350■
400	JD62B400		JD62T400

3-Pole 600V AC, 500V DC^②

200	JD63B200	JD63F400	JD63T200
225	JD63B225		JD63T225
250	JD63B250		JD63T250
300	JD63B300		JD63T300
350	JD63B350		JD63T350
400	JD63B400		JD63T400

Interrupting Ratings

Breaker Type	RMS Symmetrical Amperes (KA)									
	UL 489 AIR (File E10848)					IEC 947-2 ^⑤				
	Volts AC (50/60Hz)			Volts DC		Volts AC (50/60Hz)				
	240	480	600	250	500 ^②	220/240	380/415	500	lcs	lcs
JXD2-A	65	—	—	30 (2-P)	—	—	—	—	—	—
JXD6-A, JD6-A	65	35	25	30 (2-P)	25 (3-P)	65	33	40	20	—
HJD6-A, HJXD6-A	100	65	35	30 (2-P)	35 (3-P)	100	50	65	33	—
HHJD6, HHJXD6	200	100	50	—	—	—	—	—	—	—
CJD6-A	200	150	100	30 (2-P)	50 (3-P)	—	—	—	—	—

Instantaneous Adjustment Trip Range

Breaker Ampere Rating	Nominal Instantaneous Values							
	±20% Tolerance Low	2	3	4	5	6	7	±20% Tolerance High
200-300	1250	1430	1610	1790	1960	2140	2320	2500
350-400	2000	2290	2570	2860	3140	3430	3710	4000

■ Built to order. Allow 2-3 weeks for delivery.

①Type JXD2 and JXD6 circuit breakers are UL Listed for reverse feed applications.

④When wired as shown on page 7-4, this circuit breaker is UL listed and rated for use on 500V DC ungrounded UPS systems only.

⑤See Note: A, page 7-164.

② HACR rated.

③ Only applicable to non-interchangeable trip unit types: JXD6-A, HJXD6-A.

Note: JD frame qualified to UL489 supplement B "NAVAL." See page 7-167 for additional information.

Ordering Information

Complete Breaker Unassembled with Lugs

Prices of JD6, HJD6, and HHJD6 breakers include frame, trip and both line and load lugs (TA2J6500). When ordered by these catalog numbers, the customer will receive the frame, trip, and lugs separately packaged. For applications requiring different lugs, order individual items as needed.

Complete Breaker Assembled without Lugs

Prices of JXD6, HJXD6, HHJXD6, and CJD6 include frame with non-interchangeable trip unit installed only. Order required lugs separately. For line and load lugs (TA2J6500) installed, add suffix "L" to catalog number (add 2 times list price of lugs for each pole).

100% Rated (3-pole only)

Types JXD6 and HJXD6 breakers are available with 100% ratings. To order add suffix "H" to catalog number, and 10% to list price. ■ 100% rated JD breakers require the use of 90°C Cu cable sized at 75°C ampacity and lugs TC1J6600 or TC2J6500.

50°C Applications see page 7-167.

400Hz Applications see page 7-167.

Lugs For 75°C Wire^③

Catalog Number	Cables per Lug	Wire Range
TA2J6500	1, 2	#3/0-500 kcmil Cu #4/0-500 kcmil Al
TA1L6750	1	500-750 kcmil Al 500-600 kcmil Cu
TC1J6600	1	#3/0-600 kcmil Cu
TC2J6500	1, 2	#3/0-500 kcmil Cu
Compression Lug		
CCL600	1	500 kcmil Cu/Al

Modifications page 7-167
Enclosures Section 6
Accessories pages 7-136 and 7-171 to 7-176

Molded Case Circuit Breakers

JD 400A Frame Sentron Series

Selection/Dimensions

Type HJD6-A, HJXD6-A^{②④⑥}

Black Label

Interchangeable Trip			
Continuous Current Rating @ 40°C	Complete Breaker Unassembled w/Lugs	Frame Only	Trip Unit Only
	Catalog Number	Catalog Number	Catalog Number
2-Pole 600V AC, 250V DC (3-Pole Width)			
200	HJD62B200■	HJD62F400■	JD62T200■
225	HJD62B225■		JD62T225■
250	HJD62B250■		JD62T250■
300	HJD62B300■		JD62T300■
350	HJD62B350■		JD62T350■
400	HJD62B400■		JD62T400■

3-Pole 600V AC, 500V DC^{①②⑤}

200	HJD63B200■	HJD63F400	JD63T200
225	HJD63B225■		JD63T225
250	HJD63B250■		JD63T250
300	HJD63B300■		JD63T300
350	HJD63B350■		JD63T350
400	HJD63B400■		JD63T400

Type HHJD6, HHJXD6^{②④⑥}

Black Label

2-Pole 600V AC (3-Pole Width)			
200	HHJD62B200■	HHJD62F400■	JD62T200■
225	HHJD62B225■		JD62T225■
250	HHJD62B250■		JD62T250■
300	HHJD62B300■		JD62T300■
350	HHJD62B350■		JD62T350■
400	HHJD62B400■		JD62T400■

3-Pole 600VAC


200	HHJD63B200	HHJD63F400	JD63T200
225	HHJD63B225		JD63T225
250	HHJD63B250		JD63T250
300	HHJD63B300		JD63T300
350	HHJD63B350		JD63T350
400	HHJD63B400		JD63T400

Type CJD6-A^{⑤⑥}

Fuseless Current Limiting

Red Label

Non-Interchangeable Trip (Assembled Circuit Breaker Without Lugs)		
Continuous Current Rating @ 40°C	2-Pole 600V AC/250V DC	3-Pole 600V AC/500V DC
	Catalog Number	Catalog Number
200	For 2-pole application use outside poles of 3-pole circuit breaker	CJD63B200■
225		CJD63B225■
250		CJD63B250■
300		CJD63B300■
350		CJD63B350■
400		CJD63B400



Dimensions (in inches)

Breaker Type	W	L	D	To Handle D1
Figure 1 JXD2-A, JXD6-A, JD6-A HJD6-A, HJXD6-A, HHJD6, HJD6, HJXD6, HHJXD6, JXD6-ETI [®] , SJD6, SHJD6	7.5	11	4	5.44
Figure 2 CJD6, CJD6-ETI [®] , SCJD6	7.5	17.86	4	5.44

Enclosures (Except SCJD6)

Type	Catalog Number
1	J6N1
3R	J6N3R
12	J6N12
4X	LD6SS4
7, 9 (200-250A)	EC4
7, 9 (300-400A)	EE
Neutral	W60992

Shipping Weights

Number of Poles	Number per Carton	Shipping Weight (lbs.)
JXD2, JXD6, JD6, HJD6, HHJD6 Assembled Breaker (less terminals)		
2	1	17.5
3	1	19.5
JD6, HJD6, HHJD6 Frame Only		
2	1	14
3	1	15.5
JD6 Trip Unit Only		
2	1	3.5
3	1	4
CJD6 Complete Assembled Breaker (less terminals)		
3	1	31.5

For inches / millimeters conversion, see Application Data section.

■ Built to order. Allow 2-3 weeks for delivery.

2-pole units available in 3-pole construction.

⑥ When wired as shown on page 7-4, this circuit breaker is UL listed and rated for use on 500V DC ungrounded UPS systems only.

④ For non-interchangeable 3-pole HJD6 or HHJD6 type circuit breaker change the prefix identifier to HJXD6 or HHJXD6. Price equals price of frame plus price of trip, e.g. price of HJXD63B400 equals price of HJD63F400 plus price of JD63T400. Order lugs separately.

⑥ JXD6-ETI, CJD6-ETI see page 7-153 for ordering information.

④ Type HJXD6, HHJXD6 Circuit Breakers are UL listed for reverse fed applications.

③ CE applies to non-interchangeable type HJXD6-A only.

④ HACR rated.

Molded Case Circuit Breakers

Internal Accessories

Selection

Accessories for:

JD 400A Frame
LD 600A Frame
LMD 800A Frame
SJD 400A Frame
SLD 600A Frame



S01JLD6

Shunt Trip Combinations

Control Voltage		1 Shunt Trip	1 Shunt Trip and 1 Auxiliary Switch
AC	DC	Catalog Number	Catalog Number
24		S17JLD6	—
48		S18JLD6▲	—
120		S01JLD6	S01JLD62A
240		S03JLD6	S03JLD62A
277		S15JLD6▲	S15JLD64A▲
480		S04JLD6	—
	12	S16JLD6▲	S16JLD62A▲
	24	S07JLD6	S07JLD62A
	48	S09JLD6▲	S09JLD62A
	125	S11JLD6	S11JLD62A▲
	250	S13JLD6▲	S13JLD62A▲

Undervoltage Trip Combinations

Control Voltage		1 Undervoltage Trip	1 Undervoltage Trip and 1 Auxiliary Switch	1 Undervoltage Trip and 2 Auxiliary Switches
AC	DC	Catalog Number	Catalog Number	Catalog Number
120		U01JLD6	U01JLD62A	U01JLD62AA
208		U02JLD6▲	U02JLD62A▲	U02JLD62AA▲
240		U03JLD6	U03JLD62A▲	U03JLD62AA▲
480		U06JLD6	U06JLD64A▲	U06JLD64AA▲
	24	U13JLD6	U13JLD62A	U13JLD62AA
	48	U14JLD6▲	U14JLD62A▲	U14JLD62AA▲
	125	U10JLD6▲	U10JLD62A▲	U10JLD62AA▲

Auxiliary Switch Combinations

Maximum Voltage		1 Form C	2 Form C
AC	DC	Catalog Number	Catalog Number
480	250	A01JLD64	A02JLD64
—	24	A01JLDLV	A02JLDLV

Alarm Switch Combinations

Maximum Voltage		1 Alarm Switch	1 Alarm Switch and 1 Auxiliary Switch	1 Alarm Switch and 2 Auxiliary Switches
AC	DC	Catalog Number	Catalog Number	Catalog Number
480	250	B01JLD64	A01JLD64B	A02JLD64B

Note: Accessory modules can only be added to right side pole of solid state SJD and SLD frame circuit breakers. No accessories can be added if mechanical interlock is used. All accessories on this page are useable on superseded JD2, JJ6, JL6, HJ6, SJL, LJ6, LL6, HL6 and SLL circuit breakers.

▲ Built to order. Allow 6–8 weeks for delivery.

Molded Case Circuit Breakers

LD 600A Frame Sentron Series

Selection

Type LXD6-A^{①④}

Blue Label

Non-Interchangeable Trip (Assembled Circuit Breaker without Lugs)				
Continuous Current Rating @ 40°C	2-Pole (3-Pole Width)		3-Pole	
	600V AC	250V DC	600V AC	500V DC
	Catalog Number		Catalog Number	
450	LXD62B450		LXD63B450	E
500	LXD62B500		LXD63B500	
600	LXD62B600		LXD63B600	

Ordering Information

Complete Breaker Unassembled with Lugs
Prices of LD6, HLD6, and HHL6 breakers include frame, trip, and both line and load lugs (TA2J6500). When ordered by these catalog numbers, the customer will receive the frame, trip and lugs separately packaged. For applications requiring different lugs, order individual items as needed.

Complete Breaker Assembled without Lugs
Prices of LXD6, HLXD6, HHLXD6, and CLD6 include frame with non-interchangeable trip unit installed only. Order required lugs separately. For line and load lugs (TA2J6500) installed, add suffix "L" to catalog number (add 2 times list price of lugs for each pole).

100% Rated (3-pole only)
Types LXD6 and HLXD6 breakers are available with 100% ratings. To order add suffix "H" to catalog number, and 10% to list price. 100% rated LD breakers require the use of 90°C Cu cable sized at 75°C ampacity and lugs TC1J6600 or TC2J6500.

50°C Applications see page 7-167.

400Hz Applications see page 7-167.

Shipping Weights

Number of Poles	Number per Carton	Shipping Weight (lbs.)
LXD6, LD6, HLD6, HHL6 Assembled Breaker (less terminals)		
2	1	17.5
3	1	19.5
LD6, HLD6, HHL6 Frame Only		
2	1	14
3	1	15.5
LD6, HHL6 Trip Unit Only		
2	1	3.5
3	1	4
CLD6 Complete Assembled Breaker (less terminals)		
3	1	31.5

Lugs For 75°C Wire^③

Catalog Number	Cables per Lug	Wire Range
TA2J6500	1, 2	#3/0 500 kcmil Cu #4/0 500 kcmil Al
TC2J6500	2	#3/0-500 kcmil Cu
TA1L6750	1	500-750 kcmil Al 500-600 kcmil Cu
TC1J6600	1	#3/0-600 kcmil Cu
Compression Lug		
CCL600	1	500 kcmil Cu/Al

Type LD6-A^④

Blue Label

Interchangeable Trip			
Continuous Current Rating @ 40°C	Complete Breaker Unassembled w/Lugs	Frame Only	Trip Unit Only
	Catalog Number	Catalog Number	Catalog Number

2-Pole 600V AC, 250V DC (3-Pole Width)

Current Rating	Catalog Number	Frame Only	Trip Unit Only
250	LD62B250	LD62F600	JD62T250
300	LD62B300		JD62T300
350	LD62B350		JD62T350
400	LD62B400		JD62T400
450	LD62B450		LD62T450
500	LD62B500		LD62T500
600	LD62B600		LD62T600

3-Pole 600V AC, 500V DC^②

Current Rating	Catalog Number	Frame Only	Trip Unit Only
250	LD63B250	LD63F600	JD63T250
300	LD63B300		JD63T300
350	LD63B350		JD63T350
400	LD63B400		JD63T400
450	LD63B450		LD63T450
500	LD63B500		LD63T500
600	LD63B600		LD63T600

Interrupting Ratings

Breaker Type	RMS Symmetrical Amperes (KA)										
	UL 489 AIR (File E10848)						IEC 947-2 ^③				
	Volts AC (50/60Hz)			Volts DC			Volts AC (50/60Hz)				
	240	480	600	250	500 ^③	220/240	380/415	500	(Icu)	(Ics)	
LD6-A, LXD6-A	65	35	25	30 (2-P)	25 (3-P)	65	33	40	20	—	—
HLD6-A, HLXD6-A	100	65	35	30 (2-P)	35 (3-P)	100	50	65	33	—	—
HHL6, HHLXD6	200	100	50	—	—	—	—	—	—	—	—
CLD6-A	200	150	100	—	50 (3-P)	—	—	—	—	—	—

Instantaneous Adjustment Trip Range

Breaker Ampere Rating	Nominal Instantaneous Values							
	±20% Tolerance Low							±20% Tolerance High
		2	3	4	5	6	7	
250-300	1250	1430	1610	1790	1960	2140	2320	2500
350-450	2000	2290	2570	2860	3140	3430	3710	4000
500-600	3000	3430	3800	4290	4710	5140	5570	6000

■ Built to order. Allow 2-3 weeks for delivery.

① Type LXD6A circuit breakers are UL Listed for reverse fed applications.

② When wired as shown on page 7-4, this circuit breaker is UL listed and rated for use on 500V DC ungrounded UPS systems only.

③ See Note: A, page 7-164.

④ HACR rated.

⑤ Only applicable to non-interchangeable trip unit types: LXD6, HLXD6.

Note: LD frame qualified to UL489 supplement SB "NAVAL". See page 7-167 for additional information.

Modifications page 7-167
Enclosures Section 6
Accessories pages 7-139 and 7-171 to 7-176

Molded Case Circuit Breakers

LD 600A Frame Sentron Series

Selection/Dimensions

Type HLD6-A, HLXD6-A^{②③⑥}

Black Label

Interchangeable Trip			
Continuous Current Rating @ 40°C	Complete Breaker Unassembled w/Lugs	Frame Only	Trip Unit Only
	Catalog Number	Catalog Number	Catalog Number

2-Pole 600V AC, 250V DC (3-Pole Width)

Current Rating	Complete Breaker Unassembled w/Lugs	Frame Only	Trip Unit Only
250	HLD62B250	HLD62F600	JD62T250
300	HLD62B300		JD62T300
350	HLD62B350		JD62T350
400	HLD62B400		JD62T400
450	HLD62B450		LD62T450
500	HLD62B500		LD62T500
600	HLD62B600		LD62T600

3-Pole 600V AC, 500V DC^{①⑤}

Current Rating	Complete Breaker Unassembled w/Lugs	Frame Only	Trip Unit Only
250	HLD63B250	HLD63F600	JD63T250
300	HLD63B300		JD63T300
350	HLD63B350		JD63T350
400	HLD63B400		JD63T400
450	HLD63B450		LD63T450
500	HLD63B500		LD63T500
600	HLD63B600		LD63T600

Type HHL6, HHLXD6^{②③⑥}

Black Label

2-Pole 600V AC (3-Pole Width)

Current Rating	Complete Breaker Unassembled w/Lugs	Frame Only	Trip Unit Only
250	HHL62B250	HHL62F600	JD62T250
300	HHL62B300		JD62T300
350	HHL62B350		JD62T350
400	HHL62B400		JD62T400
450	HHL62B450		HHL62T450
500	HHL62B500		HHL62T500
600	HHL62B600		HHL62T600

3-Pole 600V AC

Current Rating	Complete Breaker Unassembled w/Lugs	Frame Only	Trip Unit Only
250	HHL63B250	HHL63F600	JD63T250
300	HHL63B300		JD63T300
350	HHL63B350		JD63T350
400	HHL63B400		JD63T400
450	HHL63B450		HHL63T450
500	HHL63B500		HHL63T500
600	HHL63B600		HHL63T600


Type CLD6-A^{③⑥}

Fuseless Current Limiting

Red Label

Non-Interchangeable Trip (Assembled Circuit Breaker Without Lugs)

Continuous Current Rating @ 40°C	2-Pole 600V AC/250V DC	3-Pole 600V AC/500V DC
	Catalog Number	Catalog Number
450	For 2-pole application use outside poles of 3-pole circuit breaker	CLD63B450
500		CLD63B500
600		CLD63B600



Dimensions (in inches)

Breaker Type	W	L	D	To Handle D1
Figure 1 LXD6-A, LD6-A HLD6-A HHL6, HHLXD6, LXD6-ETI ^④ , SLD6, SHLD6	7.5	11	4	5.44
Figure 2 CLD6, CLD6-ETI ^④ , SCLD6	7.5	17.86	4	5.44

Enclosures: (except SCLD6)

Type	Catalog Number
1	LD6N1
3R	LD6N3R
12	LD6N12
4X	LD6SS4
7,9	ED6
Neutral	W60993

For inches / millimeters conversion, see Application Data section.

■ Built to order. Allow 2-3 weeks for delivery.

① When wired as shown on page 7-4, this circuit breaker is UL listed and rated for use on 500V DC ungrounded UPS systems only.

② For complete assembled 3-pole HLD6 or HHL6 type circuit breaker change the prefix identifier HLD6 or HHL6 to HLXD6 or HHLXD6. Price is sum of frame and trip units prices, e.g. price of HLXD63B400 is the price of HLD63F600 plus the price of LD63T600. Order the terminal connectors separately.

③ Type HLXD6, HHLXD6, & CLD6 Circuit Breakers are UL Listed for reverse feed applications.
④ LXD6-ETI, CLD6-ETI see page 7-153 for ordering information.
⑤ CE Applies to non-interchangeable type HLXD only.
⑥ HACR rated.

Molded Case Circuit Breakers

Internal Accessories

Selection

Accessories for:

JD 400A Frame
LD 600A Frame
LMD 800A Frame
SJD 400A Frame
SLD 600A Frame



Shunt Trip Combinations

Control Voltage		1 Shunt Trip	1 Shunt Trip and 1 Auxiliary Switch
AC	DC	Catalog Number	Catalog Number
24		S17JLD6	—
48		S18JLD6▲	—
120		S01JLD6	S01JLD62A
240		S03JLD6	S03JLD62A
277		S15JLD6▲	S15JLD64A▲
480		S04JLD6	—
	12	S16JLD6▲	S16JLD62A▲
	24	S07JLD6	S07JLD62A
	48	S09JLD6▲	S09JLD62A
	125	S11JLD6	S11JLD62A▲
	250	S13JLD6▲	S13JLD62A▲

Undervoltage Trip Combinations

Control Voltage		1 Undervoltage Trip	1 Undervoltage Trip and 1 Auxiliary Switch	1 Undervoltage Trip and 2 Auxiliary Switches
AC	DC	Catalog Number	Catalog Number	Catalog Number
120		U01JLD6	U01JLD62A	U01JLD62AA
208		U02JLD6▲	U02JLD62A▲	U02JLD62AA▲
240		U03JLD6	U03JLD62A▲	U03JLD62AA▲
480		U06JLD6	U06JLD64A▲	U06JLD64AA▲
	24	U13JLD6	U13JLD62A	U13JLD62AA
	48	U14JLD6▲	U14JLD62A▲	U14JLD62AA▲
	125	U10JLD6▲	U10JLD62A▲	U10JLD62AA▲

Auxiliary Switch Combinations

Maximum Voltage		1 Form C	2 Form C
AC	DC	Catalog Number	Catalog Number
480	250	A01JLD64	A02JLD64
—	24	A01JLDLV	A02JLDLV

Alarm Switch Combinations

Maximum Voltage		1 Alarm Switch	1 Alarm Switch and 1 Auxiliary Switch	1 Alarm Switch and 2 Auxiliary Switches
AC	DC	Catalog Number	Catalog Number	Catalog Number
480	250	B01JLD64	A01JLD64B	A02JLD64B

Note: Accessory modules can only be added to right side pole of solid state SJD and SLD frame circuit breakers. No accessories can be added if mechanical interlock is used. All accessories on this page are useable on superseded JD2, JJ6, JL6, HJ6, SJL, LJ6, LL6, HL6 and SLL circuit breakers.

▲ Built to order. Allow 6–8 weeks for delivery.

Molded Case Circuit Breakers

LMD 800A Frame Sentron Series

Selection

Type LMXD6^{①④}

Blue Label

Non-Interchangeable Trip (Assembled Circuit Breaker without Lugs)

Continuous Current Rating @ 40°C	2-Pole (3-Pole Width) Catalog Number	3-Pole Catalog Number
500	—	LMXD63B500■
600	LMXD62B600■	LMXD63B600
700	LMXD62B700■	LMXD63B700
800	LMXD62B800	LMXD63B800

Type LMD6^④

Blue Label

Interchangeable Trip

Continuous Current Rating @ 40°C	Complete Breaker Unassembled w/Lugs	Frame Only	Trip Unit Only
	Catalog Number	Catalog Number	Catalog Number

2-Pole 600V AC, 250V DC (3-Pole Width)

Continuous Current Rating @ 40°C	Complete Breaker Unassembled w/Lugs	Frame Only	Trip Unit Only
500	LMD62B500■	LMD62F800■	LMD62T500■
600	LMD62B600■		LMD62T600■
700	LMD62B700■		LMD62T700■
800	LMD62B800■		LMD62T800■

3-Pole 600V AC, 500V DC^②

Continuous Current Rating @ 40°C	Complete Breaker Unassembled w/Lugs	Frame Only	Trip Unit Only
500	LMD63B500■	LMD63F800	LMD63T500■
600	LMD63B600■		LMD63T600■
700	LMD63B700■		LMD63T700■
800	LMD63B800		LMD63T800

Ordering Information

Complete Breaker Unassembled with Lugs

Prices of LMD6 and HLMD6 breakers include frame, trip, and both line and load lugs (TA3K500). These catalog numbers include the frame, trip and lugs separately packaged. For applications requiring different lugs, order individual items as needed.

Complete Breaker Assembled without Lugs

Prices of LMXD6 and HLMXD6 include frame with non-interchangeable trip unit installed only. Order required lugs separately. For line and load lugs (TA3K500) installed, add suffix "L" to catalog number (add 2 times list price of lugs for each pole).

50°C Applications see page 7-167.

400Hz Applications see page 7-167.

Instantaneous Adjustment Trip Range

Ampere Rating	Nominal Instantaneous Values							
	Low +/- 20% Tolerance	2	3	4	5	6	7	High +/- 20% Tolerance
500-600	3000	3430	3860	4290	4710	5140	5570	6000
700-800	3200	3500	3700	4200	4700	6400	7300	8000

Shipping Weights

Number of Poles	Number per Carton	Shipping Weight (lbs.)
LMD6, HLMD6, LMXD6, HLMXD6 Complete Breaker (less terminals)		
2	1	53
3	1	61.5
LMD6, HLMD6 Frame Only		
2	1	42.25
3	1	46
LMD6, HLMD6 Trip Unit Only		
2	1	4.5
3	1	6.5

Lugs^③ for 75°C Wire

Catalog Number	Cables per Lug	Wire Range
TA2K500	1, 2	#1-500 kcmil Cu/Al
TA3K500	1-3	#1/0-500 kcmil Cu/Al
TA2N750	1, 2	500-750 kcmil Cu/Al

■ Built to order. Allow 2-3 weeks for delivery.

① LMXD6 circuit breakers are UL Listed for reverse connected applications.

② When wired as shown on page 7-4, this circuit breaker is UL listed and rated for use on 500VDC ungrounded UPS systems only.

③ See **Note: A**, page 7-164.

④ HACR rated.

Modifications page 7-167
Enclosures Section 6

Accessories pages 7-142 and 7-171 to 7-176

Molded Case Circuit Breakers

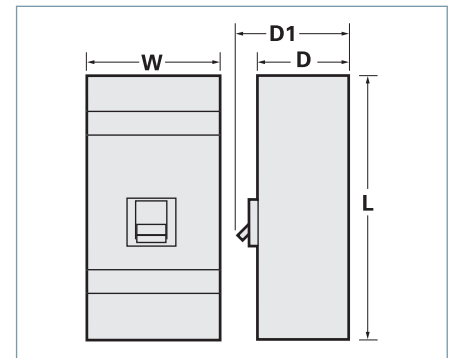
LMD 800A Frame Sentron Series

Selection/Dimensions

Type HLMXD6 ^{①④}		Black Label	
Non-Interchangeable Trip (Assembled Circuit Breaker Without Lugs)			
Continuous Current Rating @ 40°C	2-Pole 600V AC/250V DC	3-Pole 600V AC/500V DC	
	Catalog Number	Catalog Number	
500	For 2-pole application use outside poles of 3-pole circuit breaker	HLMXD63B500■	
600		HLMXD63B600■	
700		HLMXD63B700■	
800		HLMXD63B800■	



Type HLMD6 ^④		Black Label	
Interchangeable Trip			
Continuous Current Rating @ 40°C	Complete Breaker Unassembled	Frame Only	Trip Unit Only
	Catalog Number	Catalog Number	Catalog Number
2-Pole 600V AC, 250V DC (3-Pole Width)			
500	HLMD62B500■	HLMD62F800■	LMD62T500■
600	HLMD62B600■		LMD62T600■
700	HLMD62B700■		LMD62T700■
800	HLMD62B800■		LMD62T800■
3-Pole 600V AC, 500V DC^③			
500	HLMD63B500■	HLMD63F800■	LMD63T500■
600	HLMD63B600■		LMD63T600■
700	HLMD63B700■		LMD63T700■
800	HLMD63B800■		LMD63T800■



Interrupting Ratings

Breaker Type	UL 489A IR				
	RMS Symmetrical Amperes (KA)				
	Volts AC			Volts DC	
	240	480	600	250	500
LMD6, LMXD6	65	50	25	30 (2-P)	25 (3-P)
HLMD6, HLMXD6	100	65	50	30 (2-P)	50 (3-P)

Dimensions (in inches)

Breaker Type	W	L	D	D1
LMD6, LMXD6, HLMD6, HLMXD6, LMXD6-ETI ^②	7.5	16	4.5	5.93

Enclosures

Type	Catalog Number
1	LMD1
3R	LMD3R
12	LMD12■
Neutral	W63623

For inches / millimeters conversion, see Application Data section.

■ Built to order. Allow 2-3 weeks for delivery.

① HLMXD6 circuit breakers are UL Listed for reverse connection applications.

② LMXD6-ETI, see page 7-153 for catalog information.

③ When wired as shown on page 7-4, this circuit breaker is UL listed and rated for use on 500VDC ungrounded UPS systems only.

④ HACR rated.

Molded Case Circuit Breakers

Internal Accessories

Selection

Accessories for:

JD 400A Frame
LD 600A Frame
LMD 800A Frame
SJD 400A Frame
SLD 600A Frame



Shunt Trip Combinations

Control Voltage		1 Shunt Trip	1 Shunt Trip and 1 Auxiliary Switch
AC	DC	Catalog Number	Catalog Number
24		S17JLD6	—
48		S18JLD6▲	—
120		S01JLD6	S01JLD62A
240		S03JLD6	S03JLD62A
277		S15JLD6▲	S15JLD64A▲
480		S04JLD6	—
	12	S16JLD6▲	S16JLD62A▲
	24	S07JLD6	S07JLD62A
	48	S09JLD6▲	S09JLD62A
	125	S11JLD6	S11JLD62A▲
	250	S13JLD6▲	S13JLD62A▲

Undervoltage Trip Combinations

Control Voltage		1 Undervoltage Trip	1 Undervoltage Trip and 1 Auxiliary Switch	1 Undervoltage Trip and 2 Auxiliary Switches
AC	DC	Catalog Number	Catalog Number	Catalog Number
120		U01JLD6	U01JLD62A	U01JLD62AA
208		U02JLD6▲	U02JLD62A▲	U02JLD62AA▲
240		U03JLD6	U03JLD62A▲	U03JLD62AA▲
480		U06JLD6	U06JLD64A▲	U06JLD64AA▲
	24	U13JLD6	U13JLD62A	U13JLD62AA
	48	U14JLD6▲	U14JLD62A▲	U14JLD62AA▲
	125	U10JLD6▲	U10JLD62A▲	U10JLD62AA▲

Auxiliary Switch Combinations

Maximum Voltage		1 Form C	2 Form C
AC	DC	Catalog Number	Catalog Number
480	250	A01JLD64	A02JLD64
—	24	A01JLDLV	A02JLDLV

Alarm Switch Combinations

Maximum Voltage		1 Alarm Switch	1 Alarm Switch and 1 Auxiliary Switch	1 Alarm Switch and 2 Auxiliary Switches
AC	DC	Catalog Number	Catalog Number	Catalog Number
480	250	B01JLD64	A01JLD64B	A02JLD64B

Note: Accessory modules can only be added to right side pole of solid state SJD and SLD frame circuit breakers. No accessories can be added if mechanical interlock is used. All accessories on this page are useable on superseded JD2, JJ6, JL6, HJ6, SJL, LJ6, LL6, HL6 and SLL circuit breakers.

▲ Built to order. Allow 6–8 weeks for delivery.

Molded Case Circuit Breakers

MD 800A Frame Sentron Series

Selection

Type MXD6^{①⑥}

Blue Label

Non-Interchangeable Trip (Assembled Circuit Breaker Without Lugs)		
Continuous Current Rating @ 40°C	2-Pole ^②	3-Pole
	Catalog Number	Catalog Number
600	MXD62B600■	MXD63B600
700	MXD62B700■	MXD63B700
800	MXD62B800■	MXD63B800

Type MD6^⑥

Blue Label

Interchangeable Trip			
Continuous Current Rating @ 40°C	Complete Breaker Unassembled with Lugs	Frame Only	Trip Unit Only
	Catalog Number	Catalog Number	Catalog Number

2-Pole 600V AC, 250V DC^②

Continuous Current Rating @ 40°C	Complete Breaker Unassembled with Lugs	Frame Only	Trip Unit Only
500	MD62B500■	MD62F800■	MD62T500■
600	MD62B600■		MD62T600■
700	MD62B700■		MD62T700■
800	MD62B800■		MD62T800■

3-Pole 600V AC, 500V DC^③

Continuous Current Rating @ 40°C	Complete Breaker Unassembled with Lugs	Frame Only	Trip Unit Only
500	MD63B500	MD63F800	MD63T500
600	MD63B600		MD63T600
700	MD63B700		MD63T700
800	MD63B800		MD63T800

Lugs^④

Catalog Number	Cables Per Lug	Lugs Per Kit	Wire Range
TA2K500	1-2	1	#1-500 kcmil Cu/Al
TA3K500	1-3	1	1/0-500 kcmil Cu/Al
TC2K500	1-2	1	#1-500 kcmil Cu
Kits			
2TA2N8750	1-2	2	500-750 kcmil Cu/Al
3TA2N8750		3	
2TA3N8750	1-3	2	500-750 kcmil Cu/Al
3TA3N8750		3	
2TA4N8500	1-4	2	250-500 kcmil Cu/Al
3TA4N8500		3	
2TA4P8500	1-4	2	250-500 kcmil Cu/Al
3TA4P8500		3	

Instantaneous Adjustment Trip Range

Ampere Rating	Nominal Instantaneous Values							
	Low +/- 20% Tolerance	2	3	4	5	6	7	High +/- 20% Tolerance
500	3000	3430	3860	4280	4710	5140	5570	6000
600-800	4000	4570	5140	5710	6280	6850	7420	8000

■ Built to order. Allow 2-3 weeks for delivery.

①MXD6 circuit breakers are UL Listed for reverse connection applications.

②2-pole units available in 3-pole width only.

③ When the power is connected in a "zig-zag" through the breaker, this circuit breaker is UL listed and rated for use on 500V DC ungrounded UPS system.

⑥ See Note: A, page 7-164.

⑧ 80% rated breakers with the CE mark will also be marked in the 100% rated version.

⑨ HACR rated.

Note: MD frame qualified to UL489 supplement B "NAVAL". See page 7-167 for additional information.

Ordering Information

Complete Breaker Unassembled with Lugs

Pricing information for MD6 and HMD6 breakers includes frame, trip, and both line and load lugs (TA3K500). When ordered by these catalog numbers, the customer will receive the frame, trip and lugs separately packaged. For applications requiring different lugs, order individual items as needed.

Complete Breaker Assembled without Lugs

Prices of MXD6, HMXD6 and CMD6 include frame with non-interchangeable trip units installed only. Order required lugs separately. For line and load lugs (TA3K500) installed, add suffix "L" to catalog number (add 2 times list price of lugs for each pole).

100% Rated^⑧ 3-Pole Only

Types MXD6, HMXD6 and CMD6 breakers are available with 100% ratings. To order add suffix "H" to catalog number, and 10% to list price. 100% rated MD breakers require the use of 90°C cable sized at 75°C ampacity and lugs 3TA4P8500 or 3TA2N8750.

50°C Applications see page 7-167.

400Hz Applications see page 7-167.

Shipping Weights

Number of Poles	Number per Carton	Shipping Weight (lbs.)
MD6, HMD6, HMXD6, CMD6 Complete Breaker Assembled (less lugs)		
2	1	53
3	1	61.5
MD6, HMD6 Frame Only		
2	1	42.25
3	1	46
MD6, HMD6 Trip Unit Only		
2	1	4.5
3	1	6.5
SMD6 Breaker		
3	1	61.5

Enclosures

Type	Catalog Number
1	MND61
3R	MND63
Neutral	W63623

Modifications page 7-167
Enclosures Section 6
Accessories pages 7-145 and 7-171 to 7-176

Molded Case Circuit Breakers

MD 800A Frame Sentron Series

Selection/Dimensions

Type HMXD6 ^{①⑤}		Black Label	
Non-Interchangeable Trip (Assembled Circuit Breaker Without Lugs)			
Continuous Current Rating @ 40°C	2-Pole 600V AC/250V DC	3-Pole 600V AC/500V DC	
	Catalog Number	Catalog Number	
600	For 2-pole application use outside poles of 3-pole circuit breaker	HMXD63B600■	
700		HMXD63B700■	
800		HMXD63B800	

Type HMD6 ^⑤			Black Label	
Interchangeable Trip				
Continuous Current Rating @ 40°C	Complete Breaker Unassembled w/Lugs	Frame Only	Trip Unit Only	
	Catalog Number	Catalog Number	Catalog Number	

2-Pole 600V AC, 250V DC^②				
500	HMD62B500■	HMD62F800■	MD62T500■	
600	HMD62B600■		MD62T600■	
700	HMD62B700■		MD62T700■	
800	HMD62B800■		MD62T800■	

3-Pole 600V AC, 500V DC^④				
500	HMD63B500	HMD63F800	MD63T500	
600	HMD63B600		MD63T600	
700	HMD63B700		MD63T700	
800	HMD63B800		MD63T800	

Type CMD6 ^{①⑤}		Red Label	
Fuseless Current Limiting			
Non-Interchangeable Trip (Assembled Circuit Breaker Without Lugs)			
Continuous Current Rating @ 40°C	2-Pole 600V AC/250V DC	3-Pole 600V AC/500V DC	
	Catalog Number	Catalog Number	
600	For 2-pole application use outside poles of 3-pole circuit breaker	CMD63B600■	
700		CMD63B700■	
800		CMD63B800	

Interrupting Ratings

Breaker Type	UL 489 AIR—File E10848					IEC 947-2 AIR ^⑥					
	RMS Symmetrical Amperes (KA)					Volts AC (50/60HZ)					
	Volts AC			Volts DC		220/240		380/415		500	
	240	480	600	250	500 ^③	(lcu)	(lcs)	(lcu)	(lcs)	(lcu)	(lcs)
MD6, MXD6	65	50	25	30 (2-P)	25 (3-P)	65	33	40	20	—	—
HMD6, HMXD6	100	65	50	30 (2-P)	50 (3-P)	100	50	65	33	—	—
CMD6	200	100	65	—	50 (3-P)	—	—	—	—	—	—

For inches / millimeters conversion, see Application Data section.

■ Built to order. Allow 2-3 weeks for delivery.

① HMXD6 and CMD circuit breakers are UL listed for reverse connection applications.

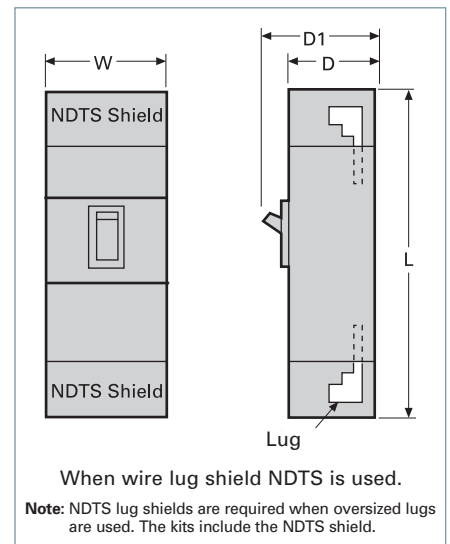
② 2-pole units available in 3-pole width only.

③ MXD6-ETI, CMD6-ETI see page 7-153 for catalog information.

④ When wired as shown on page 7-4, this circuit breaker is UL listed and rated for use on 500V DC ungrounded UPS systems only.

⑤ HACR rated.

⑥ Only applicable to non-interchangeable trip unit types: MXD6, HMXD6



Dimensions (in inches)

Breaker Type	W	L	D	(To Handle) D1
MD6, MXD6, HMD6, HMXD6, CMD6, MXD6-ETI, CMD6-ETI, SMD6-B, SHMD6-B, and SCMD6-B	9	16	6	8.25
with lug shields	9	24	6	8.25

Molded Case Circuit Breakers

Internal Accessories

Selection

Accessories for:

MD/SMD 800A Frame
ND/SND 1200A Frame
PD/SPD 1600A Frame
RD 2000A Frame



S01MN6

Accessory modules can mount in either left hand or right hand poles of all circuit breakers, including solid state. Exception: when mechanical interlock is used. Accessories cannot be mounted in left pole.

Shunt Trip Combinations

Control Voltage		1 Shunt Trip	1 Shunt Trip and 1 Auxiliary Switch
AC	DC	Catalog Number	Catalog Number
120		S01MN6	S01MN64A
208		S02MN6▲	—
240		S03MN6	S03MN64A▲
277		S15MN6▲	S15MN64A▲
480		S04MN6▲	S04MN64A▲
600		S06MN6▲	—
	12	S16MN6▲	S16MN64A▲
	24	S07MN6	S07MN64A
	48	S09MN6▲	—
	125	S11MN6	S11MN64A▲
	250	S13MN6▲	S13MN64A▲

Undervoltage Trip Combinations

Control Voltage		1 Undervoltage Trip	1 Undervoltage Trip and 1 Auxiliary Switch	1 Undervoltage Trip and 2 Auxiliary Switches
AC	DC	Catalog Number	Catalog Number	Catalog Number
120		U01MN6	U01MN64A	U01MN64AA
208		U02MN6▲	U02MN64A▲	U02MN64AA▲
240		U03MN6▲	U03MN64A▲	U03MN64AA▲
277		U15MN6▲	U15MN64A▲	U15MN64AA▲
480		U04MN6▲	U04MN64A▲	U04MN64AA▲
600		U06MN6▲	—	—
	24	U07MN6	U07MN64A	U07MN64AA
	48	U09MN6▲	U09MN64A▲	U09MN64AA▲
	125	U11MN6▲	U11MN64A▲	U11MN64AA▲

Auxiliary Switch Combinations

Maximum Voltage		1 Form C	2 Form C
AC	DC	Catalog Number	Catalog Number
480	250	A01MN64	A02MN64
—	24	A01MNDLV▲	A02MNDLV▲

Alarm Switch Combinations

Maximum Voltage		1 Alarm Switch	1 Alarm Switch and 1 Auxiliary Switch	1 Alarm Switch and 2 Auxiliary Switches
AC	DC	Catalog Number	Catalog Number	Catalog Number
480	250	B00MN64	A01MN64B	A02MN64B

▲ Built to order. Allow 6–8 weeks for delivery.

Molded Case Circuit Breakers

ND 1200A Frame Sentron Series

Selection

Type NXD6^{①③}

Blue Label

Non-Interchangeable Trip (Assembled Circuit Breaker Without Lugs)

Continuous Current Rating @ 40°C	2-Pole 600V AC/250V DC	3-Pole 600V AC/500V DC
	Catalog Number	Catalog Number
900	NXD62B900■	NXD63B900
1000	NXD62B100■	NXD63B100
1200	NXD62B120■	NXD63B120

Type ND6^⑧

Blue Label

Interchangeable Trip

Continuous Current Rating @ 40°C	Complete Breaker Unassembled with Lugs	Frame Only	Trip Unit Only
	Catalog Number	Catalog Number	Catalog Number

2-Pole 600V AC, 250V DC^②

Continuous Current Rating @ 40°C	Complete Breaker Unassembled with Lugs	Frame Only	Trip Unit Only
800	ND62B800■	ND62F120	MD62T800■
900	ND62B900■		ND62T900■
1000	ND62B100■		ND62T100■
1200	ND62B120		ND62T120

3-Pole 600V AC, 500V DC^③

Continuous Current Rating @ 40°C	Complete Breaker Unassembled with Lugs	Frame Only	Trip Unit Only
800	ND63B800	ND63F120	MD63T800
900	ND63B900		ND63T900
1000	ND63B100		ND63T100
1200	ND63B120		ND63T120

Interrupting Ratings

Breaker Type	RMS Symmetrical Amperes (KA)										
	UL 489 A IR					IEC 947-2 ^④					
	Volts AC			Volts DC		Volts AC (50/60HZ)					
	240	480	600	250	500 ^⑤	220/240		380/415		500	
					(lcu)	(lcs)	(lcu)	(lcs)	(lcu)	(lcs)	
ND6, NXD6	65	50	25	30 (2-P)	25 (3-P)	65	33	40	20	—	—
HND6, HNXD6	100	65	50	30 (2-P)	50 (3-P)	100	50	65	33	—	—
CND6	200	100	65	—	50 (3-P)	—	—	—	—	—	—

Instantaneous Adjustment Trip Range

Breaker Ampere Rating	Nominal Instantaneous Values							
	±20% Tolerance Low	2	3	4	5	6	7	±20% Tolerance High
	800	4000	4570	5140	5710	6280	6850	7420
900-1200	5000	5715	6430	7145	7860	8575	9290	10000

■ Built to order. Allow 2-3 weeks for delivery.

①NXD6 circuit breakers are UL listed for reverse connection applications.

②2-pole units available in 3-pole width only.

③When wired as shown on page 7-4, this circuit breaker is UL listed and rated for use on 500VDC ungrounded UPS systems only.

④Use 2 - 3TA4P8500 kits for 3-pole, or 2 - 2TA4P8500 kits for 2-pole. Rated for 90°C cable. Use for 100% rated breakers.

⑤Use 2 - 3TA4N8500 for 3-pole or 2 - 2TA4N8500 for 2-pole. Rated for 75°C cable.

⑥See **Note: A**, page 7-164.

⑦80% rated breakers with the CE mark will also be marked in the 100% rated version.

⑧HACR rated.

⑨ Only applicable to non-interchangeable trip unit types: NXD6, HNXD6.

Note: ND frame qualified to UL489 supplement B "NAVAL". See page 7-167 for additional information.

Ordering Information

Complete Breaker Unassembled with Lugs

Prices of ND6 and HND6 breakers include frame, trip, and both line and load lugs (3TA4N8500). These catalog numbers are the frame, trip and lugs separately packaged. For applications requiring different lugs, order individual items as needed.

Complete Breaker Assembled without Lugs

Prices of NXD6, HNXD6, and CND6 include frame with non-interchangeable trip units installed only. Order required terminal connectors separately. For line and load lugs (3TA4N8500) installed, add suffix "L" to catalog number (add 2 times list price of lug kit).

100% Rated (3-Pole only)^⑦

Types NXD6, HNXD6 and CND6 breakers are available with 100% ratings. To order, add suffix "H" to catalog number, and add 10% to list price. 100% rated ND breakers require 90°C cable sized at 75°C ampacity and lug kit 3TA4P8500 or 3TA3N8750.

50°C Applications see page 7-167.

400Hz Applications see page 7-167.

Lugs^④

Catalog Number	Cables per Lug	Wire Range
TA2K500	2	#1-500 kcmil Cu/Al
TA3K500	3	#1-500 kcmil Cu/Al
TC2K500	2	#1-500 kcmil Cu
Kits (2 Kits required per breaker)		
2TA4P8500 ^④	4	250-500 kcmil Cu/Al
3TA4P8500 ^④		
2TA4N8500 ^⑤	4	250-500 kcmil Cu/Al
3TA4N8500 ^⑤		
2TA2N8750	2	500-750 kcmil Cu/Al
3TA2N8750		
2TA3N8750	3	500-750 kcmil Cu/Al
3TA3N8750		

Enclosures

Type	Catalog Number
1	MND61
3R	MND63
Neutral	W63623

Modifications page 7-167
Enclosures Section 6
Accessories pages 7-148 and 7-171 to 7-176

Molded Case Circuit Breakers

ND 1200A Frame Sentron Series

Selection/Dimensions

Type HNXD6^{①④}

Black Label

Non-Interchangeable Trip (Assembled Circuit Breaker Without Lugs)

Continuous Current Rating @ 40°C	2-Pole 600V AC/250V DC	3-Pole 600V AC/500V DC
	Catalog Number	Catalog Number
900	For 2-pole application use outside poles of 3-pole circuit breaker	HNXD63B900
1000		HNXD63B100
1200		HNXD63B120

Type HND6^④

Black Label

Interchangeable Trip

Continuous Current Rating @ 40°C	Complete Breaker Unassembled with Lugs	Frame Only	Trip Unit Only
	Catalog Number	Catalog Number	Catalog Number
800	For 2-pole application use outside poles of 3-pole circuit breaker	HND63F120	MD63T800
900			ND63T900
1000			ND63T100
1200			ND63T120

2-Pole 600V AC, 250V DC^②

800	For 2-pole application use outside poles of 3-pole circuit breaker
900	
1000	
1200	

3-Pole 600V AC, 500V DC^③

800	HND63B800	HND63F120	MD63T800
900	HND63B900		ND63T900
1000	HND63B100		ND63T100
1200	HND63B120		ND63T120

Type CND6^{①④}

Fuseless Current Limiting

Red Label

Non-Interchangeable Trip (Assembled Circuit Breaker)

Continuous Current Rating @ 40°C	2-Pole	3-Pole
	Catalog Number	Catalog Number
900	For 2-pole application, use outside poles of 3-pole circuit breaker	CND63B900■
1000		CND63B100
1200		CND63B120

Shipping Weights

Number of Poles	Number per Carton	Shipping Weight (lbs.)
ND6, HND6, NXD6, HNXD6, CND6 Assembled Breaker (less terminals)		
2	1	53
3	1	61.5
ND6, HND6 Frame Only		
2	1	42.25
3	1	46
ND6, HND6 Trip Unit Only		
2	1	4.5
3	1	6.5

For inches / millimeters conversion, see Application Data section.

■ Built to order. Allow 2-3 weeks for delivery.

① HNXD6 and CND6 circuit breakers are UL Listed for reverse connection applications.

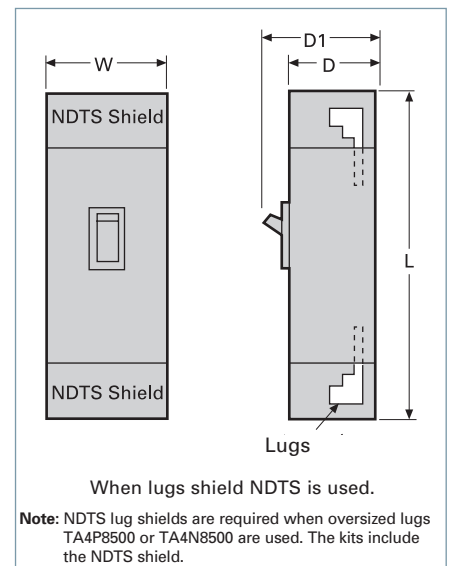
② 2-pole units available in 3-pole width only.

③ When wired as shown on page 7-4, this circuit breaker is UL listed and rated for use on 500V DC ungrounded UPS systems only.

④ HACR rated.



NXD63B120



Dimensions (in inches)

Breaker Type	W	L	D	D1
ND6, NXD6, HND6, HNXD6, CND6, SND6-B, SHND6-B, and SCND6-B	9	16	6	8.25
with NDTS lug shield	9	24	6	8.25

Molded Case Circuit Breakers

Internal Accessories

Selection

Accessories for:

MD/SMD 800A Frame
ND/SND 1200A Frame
PD/SPD 1600A Frame
RD 2000A Frame



S01MN6

Accessory modules can mount in either left hand or right hand poles of all circuit breakers, including solid state. Exception: when mechanical interlock is used. Accessories cannot be mounted in left pole.

Shunt Trip Combinations

Control Voltage		1 Shunt Trip	1 Shunt Trip and 1 Auxiliary Switch
AC	DC	Catalog Number	Catalog Number
120		S01MN6	S01MN64A
208		S02MN6▲	—
240		S03MN6	S03MN64A▲
277		S15MN6▲	S15MN64A▲
480		S04MN6▲	S04MN64A▲
600		S06MN6▲	—
	12	S16MN6▲	S16MN64A▲
	24	S07MN6	S07MN64A
	48	S09MN6▲	—
	125	S11MN6	S11MN64A▲
	250	S13MN6▲	S13MN64A▲

Undervoltage Trip Combinations

Control Voltage		1 Undervoltage Trip	1 Undervoltage Trip and 1 Auxiliary Switch	1 Undervoltage Trip and 2 Auxiliary Switches
AC	DC	Catalog Number	Catalog Number	Catalog Number
120		U01MN6	U01MN64A	U01MN64AA
208		U02MN6▲	U02MN64A▲	U02MN64AA▲
240		U03MN6▲	U03MN64A▲	U03MN64AA▲
277		U15MN6▲	U15MN64A▲	U15MN64AA▲
480		U04MN6▲	U04MN64A▲	U04MN64AA▲
600		U06MN6▲	—	—
	24	U07MN6	U07MN64A	U07MN64AA
	48	U09MN6▲	U09MN64A▲	U09MN64AA▲
	125	U11MN6▲	U11MN64A▲	U11MN64AA▲

Auxiliary Switch Combinations

Maximum Voltage		1 Form C	2 Form C
AC	DC	Catalog Number	Catalog Number
480	250	A01MN64	A02MN64
—	24	A01MNDLV▲	A02MNDLV▲

Alarm Switch Combinations

Maximum Voltage		1 Alarm Switch	1 Alarm Switch and 1 Auxiliary Switch	1 Alarm Switch and 2 Auxiliary Switches
AC	DC	Catalog Number	Catalog Number	Catalog Number
480	250	B00MN64	A01MN64B	A02MN64B

▲ Built to order. Allow 6–8 weeks for delivery.

Molded Case Circuit Breakers

PD 1600A Frame Sentron Series

Selection

Type PXD6² Non-Interchangeable Trip⁵

3-Pole 600V AC, 250-500V DC¹

Blue Label

Continuous Current Rating @ 40°C	Complete Breaker Assembled (Frame/Trip Unit Only)		Mounting Assembly	Lugs (6 required)
	Catalog Number		Catalog Number	Catalog Number
1200	PXD63B120■		MB9301 -or- MBR9302	TA5P600
1400	PXD63B140■			
1600	PXD63B160			

Type PD6 Interchangeable Trip⁵

3-Pole 600V AC, 250-500V DC¹

Blue Label

Continuous Current Rating @ 40°C	Complete Breaker Unassembled	Frame Only	Trip Unit Only	Mounting Assembly	Lugs (6 required)
	Catalog Number	Catalog Number	Catalog Number	Catalog Number	Catalog Number
1200	PD63B120■	PD63F160	PD63T120■	MB9301 -or- MBR9302	TA5P600
1400	PD63B140		PD63T140		
1600	PD63B160		PD63T160		

Type HPXD6² Non-Interchangeable Trip⁵

3-Pole 600V AC, 250-500V DC¹

Blue Label

Continuous Current Rating @ 40°C	Complete Breaker Assembled (Frame/Trip Unit Only)	
	Catalog Number	
1200	HPXD63B120■	
1400	HPXD63B140■	
1600	HPXD63B160	

Type HPD6 Interchangeable Trip⁵

3-Pole 600V AC, 250-500V DC¹

Black Label

Continuous Current Rating @ 40°C	Complete Breaker Unassembled	Frame Only	Trip Unit Only	Mounting Assembly	Lugs (6 required)
	Catalog Number	Catalog Number	Catalog Number	Catalog Number	Catalog Number
1200	HPD63B120■	HPD63F160	PD63T120■	MB9301 -or- MBR9302	TA5P600
1400	HPD63B140		PD63T140		
1600	HPD63B160		PD63T160		

Type CPD6 Non-Interchangeable Trip⁵

Fuseless Current Limiting

3-Pole 600V AC, 250-500V DC¹

Red Label

Continuous Current Rating @ 40°C	Complete Breaker Assembled (Frame/Trip Unit Only)	
	Catalog Number	
1200	CPD63B120■	
1400	CPD63B140■	
1600	CPD63B160■	

Interrupting Ratings

Breaker Type	UL 489 A IR				
	RMS Symmetrical KA				
	Volts AC			Volts DC ³	
	240	480	600	250	500
PD6, PXD6	65	50	25	30 (2P)	25 (3P)
HPD6, HPXD6	100	65	50	30 (2P)	50 (3P)
CPD6	200	100	65	30 (2P)	50 (3P)

■ Built to order. Allow 2-3 weeks for delivery.

▲ Built to order. Allow 6-8 weeks for delivery.

① Use two outside poles of a 3-pole circuit breaker for 250V

② When wired as shown on page 7-4, this circuit breaker is

UL listed and rated for use on 500V DC ungrounded UPS systems only.

③ PXD6, HPXD6 and CPD6 type circuit breakers are UL Listed for reverse feed applications.

④ For additional information See **Note: A**, page 7-164.

Ordering Instructions

Complete Breaker Unassembled with Lugs

Prices of PD6, HPD6, RD6, and HRD6 type breakers include frame, trip, mounting base (MB9301), and both line and load lugs (PD Frame – TA5P600, RD Frame – TC5R600). When ordered by these catalog numbers, the customer will receive the frame, trip, mounting assembly and lugs separately packaged. For applications requiring different mounting base or lugs, order individual items as needed.

Complete Breaker Assembled without Lugs

Prices of PXD6, HPXD6, RXD6, HRXD6 and CPD6 type breakers include frame with non-interchangeable trip unit installed only. Order required mounting base and lugs separately.

100% Rated (3-Pole only)

Types PXD6, HPXD6 breakers are available with 100% ratings. To order add suffix "H" to catalog number, and 10% to list price. 100% PD breakers require 90° C cable sized at 75° C ampacity and TC5R600 lugs. RD 2000A Frames not available with 100% ratings.

50°C Applications see page 7-167.

400HZ Applications see page 7-167.

Lugs (6 required per breaker)⁴

Catalog Number	No of Cables per Connector	Wire Range
TA5P600	1-5	300-600 kcmil Cu/Al
TC5R600	1-5	300-600 kcmil Cu only
TA4P750▲	1-4	600-750 kcmil Cu/Al
TA6R600	1-6	300-600 kcmil Cu/Al

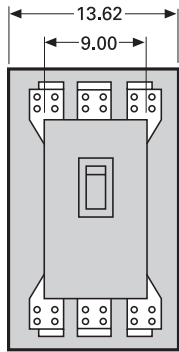
MOLDED CASE
CIRCUIT BREAKERS

Molded Case Circuit Breakers

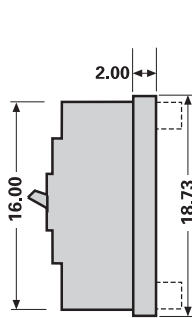
PD 1600A Frame Sentron Series

Technical drawings

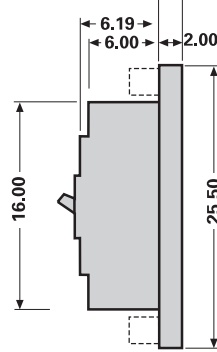
All PD, RD Frames:



MB9301 (shown)
MBR9302



MBR9302



MB9301



MBR9302



MB9301

For inches / millimeters conversion, see Application Data section.

Molded Case Circuit Breakers

Internal Accessories

Selection

Accessories for:

MD/SMD 800A Frame
ND/SND 1200A Frame
PD/SPD 1600A Frame
RD 2000A Frame



S01MN6

Accessory modules can mount in either left hand or right hand poles of all circuit breakers, including solid state. Exception: when mechanical interlock is used. Accessories cannot be mounted in left pole.

Shunt Trip Combinations

Control Voltage		1 Shunt Trip	1 Shunt Trip and 1 Auxiliary Switch
AC	DC	Catalog Number	Catalog Number
120		S01MN6	S01MN64A
208		S02MN6▲	—
240		S03MN6	S03MN64A▲
277		S15MN6▲	S15MN64A▲
480		S04MN6▲	S04MN64A▲
600		S06MN6▲	—
	12	S16MN6▲	S16MN64A▲
	24	S07MN6	S07MN64A
	48	S09MN6▲	—
	125	S11MN6	S11MN64A▲
	250	S13MN6▲	S13MN64A▲

Undervoltage Trip Combinations

Control Voltage		1 Undervoltage Trip	1 Undervoltage Trip and 1 Auxiliary Switch	1 Undervoltage Trip and 2 Auxiliary Switches
AC	DC	Catalog Number	Catalog Number	Catalog Number
120		U01MN6	U01MN64A	U01MN64AA
208		U02MN6▲	U02MN64A▲	U02MN64AA▲
240		U03MN6▲	U03MN64A▲	U03MN64AA▲
277		U15MN6▲	U15MN64A▲	U15MN64AA▲
480		U04MN6▲	U04MN64A▲	U04MN64AA▲
600		U06MN6▲	—	—
	24	U07MN6	U07MN64A	U07MN64AA
	48	U09MN6▲	U09MN64A▲	U09MN64AA▲
	125	U11MN6▲	U11MN64A▲	U11MN64AA▲

Auxiliary Switch Combinations

Maximum Voltage		1 Form C	2 Form C
AC	DC	Catalog Number	Catalog Number
480	250	A01MN64	A02MN64
—	24	A01MNDLV▲	A02MNDLV▲

Alarm Switch Combinations

Maximum Voltage		1 Alarm Switch	1 Alarm Switch and 1 Auxiliary Switch	1 Alarm Switch and 2 Auxiliary Switches
AC	DC	Catalog Number	Catalog Number	Catalog Number
480	250	B00MN64	A01MN64B	A02MN64B

▲ Built to order. Allow 6–8 weeks for delivery.

Molded Case Circuit Breakers

RD 2000A Frame Sentron Series

Selection

Type RXD6^④

3-Pole 600V AC, 250-500V DC^①

Blue Label

Non-Interchangeable Trip (Assembled Circuit Breaker Only Without Lugs)			
Continuous Current Rating @ 40°C	Complete Breaker Assembled (Frame/Trip Unit Only) Catalog Number	Mounting Assembly Catalog Number	Lugs (6 required) Catalog Number
1600	RXD63B160	MB9301	TC5R600
1800	RXD63B180	-or-	
2000	RXD63B200	MBR9302	

Type RD6^④

3-Pole 600V AC, 250-500V DC^①

Blue Label

Interchangeable Trip (Unassembled Circuit Breaker with Lugs)					
Continuous Current Rating @ 40°C	Complete Breaker Unassembled Catalog Number	Frame Only Catalog Number	Trip Unit Only Catalog Number	Mounting Assembly Catalog Number	Lugs (6 required) Catalog Number
1600	RD63B160■	RD63F200	RD63T160■	MB9301	TC5R600
1800	RD63B180		RD63T180	-or-	
2000	RD63B200		RD63T200	MBR9302	

Type HRXD6^④

Black Label

Continuous Current Rating @ 40°C	Complete Breaker Assembled (Frame/Trip Unit Only)	
	Catalog Number	
1600	HRXD63B160■	
1800	HRXD63B180■	
2000	HRXD63B200	

Type HRD6^④

Black Label

Continuous Current Rating @ 40°C	Complete Breaker Unassembled Catalog Number	Frame Only Catalog Number	Trip Unit Only Catalog Number	Mounting Assembly Catalog Number	Lugs (6 required) Catalog Number
1600	HRD63B160■	HRD63F200	RD63T160■	MB9301	TC5R600
1800	HRD63B180		RD63T180	-or-	
2000	HRD63B200		RD63T200	MBR9302	

Interrupting Ratings

Breaker Type	UL 489 A IR					
	RMS Symmetrical KA					
	Volts AC			Volts DC ^①		
	240	480	600	250	500	
RD6, RXD6	65	50	25	30 (2P)	25 (3P)	
HRD6, HRXD6	100	65	50	30 (2P)	50 (3P)	

Instantaneous Adjustment Trip Range (PD / RD Frames)

Breaker Ampere Rating	Nominal Instantaneous Values							
	±20% Tolerance Low	2	3	4	5	6	7	±20% Tolerance High
	1200-2000	5000	5715	6430	7145	7860	8575	9790

■ Built to order. Allow 2-3 weeks for delivery.

▲ Built to order. Allow 6-8 weeks for delivery.

① Use two outside poles of a 3-pole circuit breaker for 250V DC applications.

② When wired as shown on page 7-4, this circuit breaker is UL listed and rated for use on 500V DC ungrounded UPS systems only.

③ RXD6 and HRXD6 type circuit breakers are UL Listed for reverse feed applications.

④ HACR rated.

⑤ For additional information See **Note: A**, page 7-164. **Note:** RD frame qualified to UL489 supplement B "NAVAL". See page 7-167 for additional information.

⑥ For required mounting base (MB9301 or MBR9302) see page 7-150.



RXD63B200

Mounting Block^⑥

Catalog Number	Connection Points
MB9301	Front
MBR9302	Rear

Shipping Weights

Number of Poles	Number per Carton	Shipping Weight (lbs.)
PXD6, HPXD6, RXD6, HRXD6, CPD6 Assembled Breakers		
3	1	61.5
PD6, HPD6, RD6, HRD6 Frame Only		
3	1	55.0
PD6, RD6 Trip Unit Only		
3	1	6.5
Mounting Assembly		
MB9301	1	53.0
MBR9302	1	50.9

Lugs (6 required per breaker)^⑤

Catalog Number	No of Cables per Connector	Wire Range
TC5R600	1-5	300-600 kcmil Cu only
TA6R600	1-6	300-600 kcmil Cu/Al

Molded Case Circuit Breakers

Magnetic Trip Only — ETI Motor Circuit Protector

Selection

Breaker Type	Ampere Rating	Instantaneous Trip Range ^②		Complete Circuit Breaker Without Lugs ^③	
		Minimum ^③	Maximum ^③	Catalog Number 2-Pole	Catalog Number 3-Pole
ED6-A 600V AC 250V DC	1	2.6	9	—	ED63A001
	2	7	22	—	ED63A002
	3	10	35	—	ED63A003
	5	16	54	—	ED63A005
	10	30	100	—	ED63A010
	25	55	180	—	ED63A025
	30	80	270	—	ED63A030
	40	115	375	—	ED63A040
	50	180	600	—	ED63A050
	100	315	1000	—	ED63A100
	125	500	1250	—	ED63A125
	SHIPPING:				3.8 lbs. each
CED6-A 600V AC 250V DC	1	2.6	9	—	CED63A001■
	2	7	22	—	CED63A002■
	3	10	35	—	CED63A003■
	5	16	54	—	CED63A005■
	10	30	100	—	CED63A010■
	25	55	180	—	CED63A025■
	30	80	270	—	CED63A030■
	40	115	375	—	CED63A040■
	50	180	600	—	CED63A050■
	100	315	1000	—	CED63A100■
	125	500	1250	—	CED63A125■
	SHIPPING:				6 lbs. each
FXD6^④ 600V AC 250V DC	150	400	800	—	FXD63L150■
	150	800	1500	—	FXD63A150
	150	1100	2500	—	FXD63H150
	250	1100	2500	—	FXD63A250
SHIPPING:				9 lbs. each	
CFD6^④ 600V AC 250V DC	150	400	800	—	CFD63L150■
	150	800	1500	—	CFD63A150■
	150	1100	2500	—	CFD63H150■
	250	1100	2500	—	CFD63A250■
SHIPPING:				12 lbs. each	
JXD6(A)^① 600V AC 250V DC	400	1250	2500	—	JXD63L400
	400	2000	4000	JXD62H400■	JXD63H400
SHIPPING:				16 lbs. each	
CJD6^① 600V AC 250V DC	400	1250	2500	—	CJD63L400■
	400	2000	4000	—	CJD63H400■
SHIPPING:				29.5 lbs. each	
LXD6(A)^① 600V AC 250V DC	600	2000	4000	LXD62L600■	LXD63L600■
	600	3000	6000	—	LXD63H600
SHIPPING:				16 lbs. each	
CLD6^① 600V AC 250V DC	600	2000	4000	—	CLD63L600■
	600	3000	6000	—	CLD63H600■
SHIPPING:				31.5 lbs. each	
LMXD6^④ 600V AC 250V DC	800	2800	6000	—	LMXD63L800■
	800	3200	8000	—	LMXD63A800
SHIPPING:				35 lbs. each	
MXD6^④ 600V AC 250V DC	800	3000	6000	—	MXD63L800■
	800	4000	8000	—	MXD63A800■
	800	5000	10000	—	MXD63H800
SHIPPING:				33 lbs. each	
CMD6^④ 600V AC 250V DC	800	3000	6000	—	CMD63L800■
	800	4000	8000	—	CMD63A800■
	800	5000	10000	—	CMD63H800■
SHIPPING:				80 lbs. each	

Important Information

ETI interrupting ratings are determined through combination tests with properly sized overload relays and contactors.

⑤ Connectors included when ordering by circuit breaker catalog number for HEM, ED and CED6 ETIs. Order ETI circuit breaker and lugs (2 per pole) separately for the FXD6, CFD6, MXD6, CMD6, JXD6, CJD6, LXD6 and CLD6 ETI's.

■ Built to order. Allow 2–3 weeks for delivery.

① 2-pole available in 3-pole width only.

② When applied on DC Circuits — Trip levels will increase approximately +15 to 20%.

③ Tolerance -20%/+30% for lowest setting. All other set-

tings are -20%/+20%

④ For 2-pole application use outside poles of 3-pole circuit breaker.

Lug Information pages 7-164 to 7-166
Enclosures Section 6
Accessories pages 7-171 to 7-176
Application data pages 7-154 to 7-155

Molded Case Circuit Breakers

Motor Circuits

Application

General

Protection of Motor Circuits

Molded case circuit breakers are used in motor circuits as a disconnecting means and for short-circuit protection. They should be used in conjunction with motor-running, over-current-protection devices, and should permit the motor to start without nuisance tripping from motor-inrush current. The circuit breaker should have a continuous-current rating of not less than 115% of the motor full-load current.

The recommended motor circuit protectors (Siemens ETI instantaneous only circuit breakers) listed have

continuous-current ratings of at least 115% of motor full-load currents. The trip-setting positions are approximately 11 times motor full-load currents. The suggested trip settings may have to be adjusted upward to no higher than 1300% of full-load current for non-design E type motors, and no greater than 1700% of full load current for design E motors, to allow for motor start-up due to inrush currents.

Breaker Mounted Immediately Ahead of Motor Starter

Siemens ETI motor circuit protectors are recommended for use in combination motor starters to provide selective short-circuit protection for the motor

branch circuit. The adjustable instantaneous-trip feature of the Siemens ETI motor circuit protector provides for a trip setting slightly above the peak motor-inrush current. With this setting, no delay is introduced in opening the circuit when a fault occurs. This circuit breaker has no time-delay trip element. Therefore it must be used in conjunction with, and immediately ahead of, the motor-running overcurrent protective device.

Important: The information below does not apply to all motor applications: it is recommended that the user refer to the National Electrical Code (NEC) for specific needs.

Table 1 (When Breaker is Mounted Immediately Ahead of Motor Starter)

3-Phase Induction Type Motors (Siemens ETI motor circuit protectors for branch circuit use with alternating-current combination, full voltage motor starters).

Motor Full Load Amperes	Catalog Number	ETI Trip Setting		Motor Full Load Amperes	Catalog Number	ETI Trip Setting		Motor Full Load Amperes	Catalog Number	ETI Trip Setting	
		Adjustment	Amperes			Adjustment	Amperes			Adjustment	Amperes
.20 – .33 .34 – .45 .46 – .56 .57 – .68 .69 – .81	ED63A001 CED63A001	Low 2 3 4 High	2.6 4.5 6 7.5 9	8.84 – 14.22 14.23 – 19.60 19.61 – 24.99 25.00 – 28.83 28.84 – 34.00	ED63A040 CED63A040	Low 2 3 4 High	115 185 255 325 375	95.00 – 110.00 110.00 – 124.00 138.00 – 151.00 165.00 – 178.00 178.00 – 192.00 192.00 – 227.00	JXD63L400 CJD63L400	Low 2 4 6 7 High	1250 1430 1790 2140 2320 2500
.53 – .83 .84 – 1.14 1.15 – 1.45 1.46 – 1.68 1.69 – 2.00	ED63A002 CED63A002	Low 2 3 4 High	7 11 15 19 22	13.84 – 23.06 23.07 – 31.52 31.53 – 39.99 40.00 – 46.14 46.15 – 54.50	ED63A050 CED63A050	Low 2 3 4 High	180 300 410 520 600	154.00 – 176.00 176.00 – 198.00 220.00 – 242.00 264.00 – 285.00 285.00 – 308.00 308.00 – 326.00	JXD63H400 CJD63H400	Low 2 4 6 7 High	2000 2290 2860 3430 3710 4000
.76 – 1.29 1.30 – 1.75 1.76 – 2.29 2.30 – 2.68 2.69 – 3.18	ED63A003 CED63A003	Low 2 3 4 High	10 17 23 30 35	24.23 – 41.52 41.53 – 56.91 56.92 – 68.45 68.46 – 76.91 76.92 – 90.90	ED63A100 CED63A100	Low 2 3 4 High	315 540 740 890 1000	155.00 – 176.00 176.00 – 198.00 220.00 – 242.00 264.00 – 285.00 285.00 – 308.00 308.00 – 326.00	LXD63L600 CLD63L600	Low 2 4 6 7 High	2000 2290 2860 3430 3710 4000
1.23 – 1.99 2.00 – 2.75 2.76 – 3.52 3.53 – 4.14 4.15 – 4.90	ED63A005 CED63A005	Low 2 3 4 High	16 26 36 46 54	38.46 – 55.37 55.38 – 70.75 70.76 – 84.60 84.61 – 96.14 96.15 – 113.60	ED63A125 CED63A125	Low 2 3 4 High	500 720 920 1100 1250	231.00 – 264.00 264.00 – 292.00 330.00 – 362.00 395.00 – 428.00 428.99 – 462.00 462.00 – 490.00	LXD63H600 CLD63H600	Low 2 4 6 7 High	3000 3430 4290 5140 5570 6000
2.30 – 3.83 3.84 – 5.37 5.38 – 6.52 6.53 – 7.68 7.69 – 9.10	ED63A010 CED63A010	Low 2 3 4 High	30 50 70 85 100	30.76 – 35.37 35.38 – 39.99 44.51 – 49.23 53.84 – 58.45 58.46 – 63.06 63.07 – 74.50	FXD63L150 CFD63L150	Low 2 4 6 7 High	400 460 580 700 760 820	215.00 – 238.00 238.00 – 261.00 261.00 – 284.00 308.00 – 369.00 369.00 – 423.00 423.00 – 462.00 462.00 – 490.00	LMXD63L800	Low 2 3 5 6 7 High	2800 3100 3400 4000 4800 5500 6000
4.23 – 6.91 6.92 – 9.61 9.62 – 11.91 11.92 – 13.83 13.84 – 16.40	ED63A025 CED63A025	Low 2 3 4 High	55 90 125 155 180	61.53 – 69.22 69.23 – 76.91 84.61 – 92.29 100.00 – 108.00 108.00 – 115.00 115.00 – 136.00	FXD63A150 CFD63A150	Low 2 4 6 7 High	800 900 1100 1300 1400 1500	246.00 – 269.00 269.00 – 284.00 284.00 – 323.00 362.00 – 492.00 492.00 – 562.00 562.00 – 616.00 616.00 – 660.00	LMXD63A800	Low 2 3 5 6 7 High	3200 3500 3700 4700 6400 7300 8000
6.15 – 10.37 10.38 – 14.22 14.23 – 18.06 18.07 – 20.75 20.76 – 24.50	ED63A030 CED63A030	Low 2 3 4 High	80 135 185 235 270	85.00 – 100.00 100.00 – 115.00 131.00 – 146.00 162.00 – 177.00 177.00 – 192.00 192.00 – 227.00	FXD63A250 CFD63A250	Low 2 4 6 7 High	1100 1300 1700 2100 2300 2500	231.00 – 264.00 264.00 – 292.00 292.00 – 330.00 362.00 – 395.00 428.00 – 462.00 462.00 – 490.00	MXD63L800 CMD63L800	Low 2 3 5 7 High	3000 3430 3800 4710 5570 6000
								308.00 – 352.00 352.00 – 442.00 442.00 – 447.00 483.00 – 527.00 571.00 – 616.00 616.00 – 660.00	MXD63A800 CMD63A800	Low 2 3 5 7 High	4000 4570 5740 6280 7240 8000
								385.00 – 440.00 495.00 – 550.00 605.00 – 660.00 660.00 – 695.00	MXD63H800 CMD63H800	Low 3 5 6	5000 6430 7860 8575

Note: Lowest instantaneous settings have a -20%/+30% tolerance and all other settings have a -20%/+20% tolerance.

Molded Case Circuit Breakers

Breaker Mounted at a Distance From Motor Starter

ET thermal-magnetic circuit breakers conform to the National Electrical Code table 430-52 requirements for motor branch and feeder circuit protection when properly applied in conjunction with motor-running overcurrent protective devices. The recommended

circuit-breaker ratings in Table 2 provide adequate time delay for starting the majority of three phase induction motors.

To determine the ampere ratings of the ET breaker to protect a motor feeder, add the rating of the ET breaker used to protect the largest motor branch circuit in the group to the full-load currents of the remaining motors in the group.

Interrupt Ratings

For normal commercial purposes, available fault current can conveniently be obtained in the Interrupting Selector Tables.

Table 2 (When Breaker is Mounted at a Distance From Motor Starter)

3-Phase Induction Type Motors (EQ and ET circuit breakers (thermal-magnetic trip) for branch breaker use with alternating-current combination motor starters).

Motor Horsepower Rating	200 and 208V Motors			230V Motors			460V Motors			575V Motors		
	240V Circuit Breaker Data ^①			240V Circuit Breaker Data ^①			480V Circuit Breaker Data ^①			600V Circuit Breaker Data ^①		
	Breaker Type	Catalog Number	Ampere Rating	Breaker Type	Catalog Number	Ampere Rating	Breaker Type	Catalog Number	Ampere Rating	Breaker Type	Catalog Number	Ampere Rating
1/2	BQ [®]	BQ3B015	15	BQ [®]	BQ3B015	15	ED4	ED43B015	15	ED6	ED63B015	15
3/4		BQ3B015	15		BQ3B015	15		ED43B015	15		ED63B015	15
1		BQ3B015	15		BQ3B015	15		ED43B015	15		ED63B015	15
1 1/2		BQ3B015	15		BQ3B015	15		ED43B015	15		ED63B015	15
2		BQ3B020	20		BQ3B015	15		ED43B015	15		ED63B015	15
3		BQ3B030	30		BQ3B020	20		ED43B015	15		ED63B015	15
5	BQ [®]	BQ3B040	40	BQ [®]	BQ3B030	30	ED4	ED43B015	15	ED6	ED63B015	15
7 1/2		BQ3B060	60		BQ3B050	50		ED43B030	30		ED63B020	20
10		BQ3B070	70		BQ3B070	70		ED43B030	30		ED63B030	30
15		BQ3B100	100		BQ3B090	90		ED43B040	40		ED63B035	35
20					BQ3B100	100		ED43B050	50		ED63B050	50
25	FXD6	FXD63B125	125	FXD6	FXD63B125	125	FXD6	FXD63B090	90	FXD6	FXD63B060	60
30		FXD63B150	150		FXD63B150	150		FXD63B100	100		FXD63B070	70
40		FXD63B175	175		FXD63B175	175		FXD63B125	125		FXD63B090	90
50		FXD63B200	200		FXD63B200	200		FXD63B150	150		FXD63B100	100
		FXD63B225	225									
60	JXD2	JXD23B300	300	—	—	—	FXD6, FD6	FXD63B150	150	FXD6	FXD63B100	100
75	JXD2	JXD23B400	400	JXD2	JXD23B350	350	FXD6, FD6	FXD63B200	200	FXD6, FD6	FXD63B125	125
100	JXD2	JXD23B400	400	JXD2	JXD23B400	400	FD6 [®] JD6 [®]	FD63B250 JD63B250	250 250	FXD6, FD6	FD63B175	175
125	LD6 [®] or LMD6	LD63B600 LMD63B600	600	LD6 [®] or LMD6	LD63B500 or LMD63B500	500	JD6 [®]	JD63B300	300	FXD6, FD6 OR JD6 [®]	FXD63B200 JD63B200	200 200
150	LD6 [®] or LMD6	LD63B600 or LMD63B600	600	LMD6	LD63B600 or LMD63B600	600	JD6 [®]	JD63B300	300	FXD6 or JD6 [®]	FXD63B225 JD63B225	225 225
200	LMD6	LMD63B800	800	LMD6	LMD63B800	800	JD6 [®]	JD63B350	350	JD6 [®]	JD63B300	300
250	—	—	—	—	—	—	JD6 [®]	JD63B400	400	JD6 [®]	JD63B400	400
300	—	—	—	—	—	—	LD6 [®] or LMD6	LD63B600 or LMD63B600	600	JD6 [®]	JD63B400	400
350	—	—	—	—	—	—	LMD6	LMD63B700	700	LD6 [®] or LMD6	LD63B500 or LMD63B500	500
400	—	—	—	—	—	—	LMD6	LMD63B800	800	LD6 [®] or LMD6	LD63B600 or LMD63B600	600
500	—	—	—	—	—	—	—	—	—	LMD6	LMD63B800	800

①The selection of breakers for this table is in accordance with Article 430, 2005 National Electric Code. Recommended circuit breakers are for full voltage starting, special consideration is necessary for reduced voltage starting.

②For panelboard applications, substitute the BL breaker for the BQ, ED2 circuit breakers may also be used.

③For non-interchangeable trip applications, substitute the FXD6 for the FD6, the JXD6 for the JD6, or the LXD6 for the LD6.

Molded Case Circuit Breakers

Adjustable Installments Magnetic Trip Settings

Application

Breaker Type	Maximum Continuous Amperes	Nominal AC Adjustable Trip Range								ETI Motor Circuit Protector Catalog Number	Thermal Magnetic Catalog Number	
		Low	2	3	4	5	6	7	High		3-Pole	2-Pole
ED6	1	2.6	4.5	6	7.5	—	—	—	9	ED63A001	—	—
	2	7	11	15	19	—	—	—	22	ED63A002	—	—
	3	10	17	23	30	—	—	—	35	ED63A003	—	—
	5	16	26	36	46	—	—	—	54	ED63A005	—	—
	10	30	50	70	85	—	—	—	100	ED63A010	—	—
	25	55	90	125	155	—	—	—	180	ED63A025	—	—
	30	80	135	185	235	—	—	—	270	ED63A030	—	—
	40	115	185	255	325	—	—	—	375	ED63A040	—	—
	50	180	300	410	520	—	—	—	600	ED63A050	—	—
	100	315	540	740	890	—	—	—	1000	ED63A100	—	—
	125	500	720	920	1100	—	—	—	1250	ED63A125	—	—
	CED6	1	2.6	4.5	6	7.5	—	—	—	9	CED63A001■	—
2		7	11	15	19	—	—	—	22	CED63A002■	—	—
3		10	17	23	30	—	—	—	35	CED63A003■	—	—
5		16	26	36	46	—	—	—	54	CED63A005■	—	—
10		30	50	70	85	—	—	—	100	CED63A010■	—	—
25		55	90	125	155	—	—	—	180	CED63A025■	—	—
30		80	135	185	235	—	—	—	270	CED63A030■	—	—
40		115	185	255	325	—	—	—	375	CED63A040■	—	—
50		180	300	410	520	—	—	—	600	CED63A050	—	—
100		315	540	740	890	—	—	—	1000	CED63A100	—	—
125		500	720	920	1100	—	—	—	1250	CED63A125	—	—
FXD6-A		70	600	640	690	730	770	810	850	900	—	FXD62B070
	80	600	640	690	730	770	810	850	900	—	FXD62B080	FXD63B080
	90	600	640	690	730	770	810	850	900	—	FXD62B090	FXD63B090
	100	700	770	840	920	990	1060	1140	1200	—	FXD62B100	FXD63B100
	110	700	770	840	920	990	1060	1140	1200	—	FXD62B110	FXD63B110
	125	800	900	1000	1100	1200	1300	1400	1500	—	FXD62B125	FXD63B125
	150	400	460	520	580	640	700	760	820	—	—	—
	150	800	900	1000	1100	1200	1300	1400	1500	—	FXD63L150	—
	150	1100	1300	1500	1700	1900	2100	2300	2500	—	FXD63A150	FXD63B150
	175	900	1060	1210	1370	1520	1780	1930	2000	—	FXD63H150	—
	200	900	1060	1210	1370	1520	1780	1930	2000	—	—	FXD63B175
	225	1100	1300	1500	1700	1900	2100	2300	2500	—	—	FXD63B200
250	1100	1300	1500	1700	1900	2100	2300	2500	—	FXD63A250	FXD63B250	
FD6-A	70	600	640	690	730	770	810	850	900	—	FD62B070	FD63B070
	80	600	640	690	730	770	810	850	900	—	FD62B080	FD63B080
	90	600	640	690	730	770	810	850	900	—	FD62B090	FD63B090
	100	700	770	840	920	990	1060	1140	1200	—	FD62B100	FD63B100
	110	700	770	840	920	990	1060	1140	1200	—	FD62B110	FD63B110
	125	800	900	1000	1100	1200	1300	1400	1500	—	FD62B125	FD63B125
	150	800	900	1000	1100	1200	1300	1400	1500	—	FD62B150	FD63B150
	175	900	1060	1210	1370	1520	1780	1930	2000	—	FD62B175	FD63B175
	200	900	1060	1210	1370	1520	1780	1930	2000	—	FD62B200	FD63B200
	225	1100	1300	1500	1700	1900	2100	2300	2500	—	FD62B225	FD63B225
	250	1100	1300	1500	1700	1900	2100	2300	2500	—	FD62B250	FD63B250
	HFD6	70	600	640	690	730	770	810	850	900	—	HFD62B070
80		600	640	690	730	770	810	850	900	—	HFD62B080	HFD63B080
90		600	640	690	730	770	810	850	900	—	HFD62B090	HFD63B090
100		700	770	840	920	990	1060	1140	1200	—	HFD62B100	HFD63B100
110		700	770	840	920	990	1060	1140	1200	—	HFD62B110	HFD63B110
125		800	900	1000	1100	1200	1300	1400	1500	—	HFD62B125	HFD63B125
150		800	900	1000	1100	1200	1300	1400	1500	—	HFD62B150	HFD63B150
175		900	1060	1210	1370	1520	1780	1930	2000	—	HFD62B175	HFD63B175
200		900	1060	1210	1370	1520	1780	1930	2000	—	HFD62B200	HFD63B200
225		1100	1300	1500	1700	1900	2100	2300	2500	—	HFD62B225	HFD63B225
250		1100	1300	1500	1700	1900	2100	2300	2500	—	HFD62B250	HFD63B250
HHFD6		70	600	640	690	730	770	810	850	900	—	—
	80	600	640	690	730	770	810	850	900	—	—	HHFD63B080
	90	600	640	690	730	770	810	850	900	—	—	HHFD63B090
	100	700	770	840	920	990	1060	1140	1200	—	—	HHFD63B100
	110	700	770	840	920	990	1060	1140	1200	—	—	HHFD63B110
	125	800	900	1000	1100	1200	1300	1400	1500	—	—	HHFD63B125
	150	800	900	1000	1100	1200	1300	1400	1500	—	—	HHFD63B150
	175	900	1060	1210	1370	1520	1780	1930	2000	—	—	HHFD63B175
	200	900	1060	1210	1370	1520	1780	1930	2000	—	—	HHFD63B200
	225	1100	1300	1500	1700	1900	2100	2300	2500	—	—	HHFD63B225
	250	1100	1300	1500	1700	1900	2100	2300	2500	—	—	HHFD63B250
	CFD6	70	600	640	690	730	770	810	850	900	—	CFD62B070
80		600	640	690	730	770	810	850	900	—	CFD62B080	CFD63B080
90		600	640	690	730	770	810	850	900	—	CFD62B090	CFD63B090
100		700	770	840	920	990	1060	1140	1200	—	CFD62B100	CFD63B100
110		700	770	840	920	990	1060	1140	1200	—	CFD62B110	CFD63B110
125		800	900	1000	1100	1200	1300	1400	1500	—	CFD62B125	CFD63B125
150		400	460	520	580	640	700	760	820	—	—	—
150		800	900	1000	1100	1200	1300	1400	1500	—	CFD63L150	—
150		1100	1300	1500	1700	1900	2100	2300	2500	—	CFD63A150	CFD63B150
175		900	1060	1210	1370	1520	1780	1930	2000	—	CFD63H150	—
200		900	1060	1210	1370	1520	1780	1930	2000	—	—	CFD63B175
225		1100	1300	1500	1700	1900	2100	2300	2500	—	—	CFD63B200
250	1100	1300	1500	1700	1900	2100	2300	2500	—	CFD63A250	CFD63B250	

Note: Tolerances for instantaneous trip points meet UL 489 (7.3). Nominal AC instantaneous trip points are given in the tables. For DC instantaneous trip points, add 15% to nominal values.

Instantaneous trip adjustment is made through the breaker cover on all frame breakers. To change instantaneous trip point on circuit breaker, depress indicating knob, then rotate to desired position.

■ Built to order. Allow 2-3 weeks for delivery.

Molded Case Circuit Breakers

Adjustable Instantaneous Magnetic Trip Settings

Application

Breaker Type	Maximum Continuous Amperes	Nominal AC Adjustable Trip Range								ETI Motor Circuit Protector Catalog Number			Thermal Magnetic Catalog Number		
		Low	2	3	4	5	6	7	High	3-Pole	2-Pole	3-Pole			
JXD2(A)	200	1250	1430	1610	1790	1960	2140	2320	2500	—	JXD22B200	JXD23B200			
	225	1250	1430	1610	1790	1960	2140	2320	2500	—	JXD22B225	JXD23B225			
	250	1250	1430	1610	1790	1960	2140	2320	2500	—	JXD22B250	JXD23B250			
	300	1250	1430	1610	1790	1960	2140	2320	2500	—	JXD22B300	JXD23B300			
	350	2000	2290	2570	2860	3140	3430	3710	4000	—	JXD22B350	JXD23B350			
	400	2000	2290	2570	2860	3140	3430	3710	4000	—	JXD22B400	JXD23B400			
JXD6(A)	200	1250	1430	1610	1790	1960	2140	2320	2500	—	JXD62B200	JXD63B200			
	225	1250	1430	1610	1790	1960	2140	2320	2500	—	JXD62B225	JXD63B225			
	250	1250	1430	1610	1790	1960	2140	2320	2500	—	JXD62B250	JXD63B250			
	300	1250	1430	1610	1790	1960	2140	2320	2500	—	JXD62B300	JXD63B300			
	350	2000	2290	2570	2860	3140	3430	3710	4000	—	JXD62B350	JXD63B350			
	400	2000	2290	2570	2860	3140	3430	3710	4000	—	JXD62B400	JXD63B400			
JD6(A)	200	1250	1430	1610	1790	1960	2140	2320	2500	—	JD62B200	JD63B200			
	225	1250	1430	1610	1790	1960	2140	2320	2500	—	JD62B225	JD63B225			
	250	1250	1430	1610	1790	1960	2140	2320	2500	—	JD62B250	JD63B250			
	300	1250	1430	1610	1790	1960	2140	2320	2500	—	JD62B300	JD63B300			
	350	2000	2290	2570	2860	3140	3430	3710	4000	—	JD62B350	JD63B350			
	400	2000	2290	2570	2860	3140	3430	3710	4000	—	JD62B400	JD63B400			
HJD6(A)	200	1250	1430	1610	1790	1960	2140	2320	2500	—	HJD62B200	HJD63B200			
	225	1250	1430	1610	1790	1960	2140	2320	2500	—	HJD62B225	HJD63B225			
	250	1250	1430	1610	1790	1960	2140	2320	2500	—	HJD62B250	HJD63B250			
	300	1250	1430	1610	1790	1960	2140	2320	2500	—	HJD62B300	HJD63B300			
	350	2000	2290	2570	2860	3140	3430	3710	4000	—	HJD62B350	HJD63B350			
	400	2000	2290	2570	2860	3140	3430	3710	4000	—	HJD62H400	HJD63B400			
HHJD6	200	1250	1430	1610	1790	1960	2140	2320	2500	—	HHJD62B200	HHJD63B200			
	225	1250	1430	1610	1790	1960	2140	2320	2500	—	HHJD62B225	HHJD63B225			
	250	1250	1430	1610	1790	1960	2140	2320	2500	—	HHJD62B250	HHJD63B250			
	300	1250	1430	1610	1790	1960	2140	2320	2500	—	HHJD62B300	HHJD63B300			
	350	2000	2290	2570	2860	3140	3430	3710	4000	—	HHJD62B350	HHJD63B350			
	400	2000	2290	2570	2860	3140	3430	3710	4000	—	HHJD62B400	HHJD63B400			
CJD6	200	1250	1430	1610	1790	1960	2140	2320	2500	—	—	CJD63B200			
	225	1250	1430	1610	1790	1960	2140	2320	2500	—	—	CJD63B225			
	250	1250	1430	1610	1790	1960	2140	2320	2500	—	—	CJD63B250			
	300	1250	1430	1610	1790	1960	2140	2320	2500	—	—	CJD63B300			
	350	2000	2290	2570	2860	3140	3430	3710	4000	—	—	CJD63B350			
	400	2000	2290	2570	2860	3140	3430	3710	4000	—	—	CJD63B400			
LXD6(A)	450	2000	2290	2570	2860	3140	3430	3710	4000	—	LXD62B450	LXD63B450			
	500	3000	3430	3860	4290	4710	5140	5570	6000	—	LXD62B500	LXD63B500			
	600	3000	3430	3860	4290	4710	5140	5570	6000	—	LXD62B600	LXD63B600			
	250	1250	1430	1610	1790	1960	2140	2320	2500	—	LD62B250	LD63B250			
	300	1250	1430	1610	1790	1960	2140	2320	2500	—	LD62B300	LD63B300			
	350	2000	2290	2570	2860	3140	3430	3710	4000	—	LD62B350	LD63B350			
LD6(A)	400	2000	2290	2570	2860	3140	3430	3710	4000	—	LD62B400	LD63B400			
	450	2000	2290	2570	2860	3140	3430	3710	4000	—	LD62B450	LD63B450			
	500	3000	3430	3800	4290	4710	5140	5570	6000	—	LD62B500	LD63B500			
	600	2000	2290	2570	2860	3140	3430	3710	4000	—	LXD63L600	—			
	600	3000	3430	3800	4290	4710	5140	5570	6000	—	LXD63H600	—			
	600	3000	3430	3800	4290	4710	5140	5570	6000	—	LD62B600	LD63B600			
HLD6(A)	250	1250	1430	1610	1790	1960	2140	2320	2500	—	HLD62B250	HLD63B250			
	300	1250	1430	1610	1790	1960	2140	2320	2500	—	HLD62B300	HLD63B300			
	350	2000	2290	2570	2860	3140	3430	3710	4000	—	HLD62B350	HLD63B350			
	400	2000	2290	2570	2860	3140	3430	3710	4000	—	HLD62B400	HLD63B400			
	450	2000	2290	2570	2860	3140	3430	3710	4000	—	HLD62B450	HLD63B450			
	500	3000	3430	3860	4290	4710	5140	5570	6000	—	HLD62B500	HLD63B500			
HHLD6	600	3000	3430	3860	4290	4710	5140	5570	6000	—	HLD62B600	HLD63B600			
	250	1250	1430	1610	1790	1960	2140	2320	2500	—	HHLD62B250	HHLD63B250			
	300	1250	1430	1610	1790	1960	2140	2320	2500	—	HHLD62B300	HHLD63B300			
	350	2000	2290	2570	2860	3140	3430	3710	4000	—	HHLD62B350	HHLD63B350			
	400	2000	2290	2570	2860	3140	3430	3710	4000	—	HHLD62B400	HHLD63B400			
	450	2000	2290	2570	2860	3140	3430	3710	4000	—	HHLD62B450	HHLD63B450			
CLD6	500	3000	3430	3860	4290	4710	5140	5570	6000	—	HHLD62B500	HHLD63B500			
	600	3000	3430	3860	4290	4710	5140	5570	6000	—	HHLD62B600	HHLD63B600			
	250	1250	1430	1610	1790	1960	2140	2320	2500	—	—	CJD63B250			
	300	1250	1430	1610	1790	1960	2140	2320	2500	—	—	CJD63B300			
	350	2000	2290	2570	2860	3140	3430	3710	4000	—	—	CJD63B350			
	400	2000	2290	2570	2860	3140	3430	3710	4000	—	—	CLD63B400			
LMXD6	450	2000	2290	2570	2860	3140	3430	3710	4000	—	—	CLD63B450			
	500	3000	3430	3860	4290	4710	5140	5570	6000	—	—	CLD63B500			
	600	2000	2290	2570	2860	3140	3430	3710	4000	—	—	CLD63B600			
	600	3000	3430	3860	4290	4710	5140	5570	6000	—	—	—			
	600	3000	3430	3860	4290	4710	5140	5570	6000	—	—	—			
	600	3000	3430	3860	4290	4710	5140	5570	6000	—	—	—			
LMD6	500	3000	3430	3860	4290	4710	5140	5570	6000	—	—	—			
	600	3000	3430	3860	4290	4710	5140	5570	6000	—	—	—			
	700	3200	3500	3700	4200	4700	6400	7300	8000	—	—	—			
	800	3200	3500	3700	4200	4700	6400	7300	8000	—	—	—			

MOLDED CASE CIRCUIT BREAKERS

Molded Case Circuit Breakers

Adjustable Instantaneous Magnetic Trip Settings

Application

Breaker Type	Maximum Continuous Amperes	Nominal AC Adjustable Trip Range								ETI Motor Circuit Protector Catalog Number	Thermal Magnetic Catalog Number		
		Low	2	3	4	5	6	7	High		3-Pole	2-Pole	3-Pole
HLMXD6	500	3000	3430	3860	4290	4710	5140	5570	6000	—	—	HLMXD63B500	
	600	3000	3430	3860	4290	4710	5140	5570	6000	—	—	HLMXD63B600	
	700	3200	3500	3700	4200	4700	6400	7300	8000	—	—	HLMXD63B700	
	800	3200	3500	3700	4200	4700	6400	7300	8000	—	—	HLMXD63B800	
HLMD6	500	3000	3430	3860	4290	4710	5140	5570	6000	—	HLMD62B500	HLMD63B500	
	600	3000	3430	3860	4290	4710	5140	5570	6000	—	HLMD62B600	HLMD63B600	
	700	3200	3500	3700	4200	4700	6400	7300	8000	—	HLMD62B700	HLMD63B700	
	800	3200	3500	3700	4200	4700	6400	7300	8000	—	HLMD62B800	HLMD63B800	
MD6	500	3000	3430	3860	4290	4710	5140	5570	6000	—	—	MD63B500	
	600	3000	3430	3860	4290	4710	5140	5570	6000	—	—	MD63B600	
	700	4000	4570	5140	5710	6280	6850	7420	8000	—	—	MD63B700	
	800	3000	3430	3860	4280	4710	5140	5570	6000	MXD63L800	—	—	
	800	4000	4570	5140	5710	6280	6850	7420	8000	MXD63A800	MD62B800	MD63B800	
MXD6	500	3000	3430	3860	4280	4710	5140	5570	6000	—	—	MXD63B500	
	600	3000	3430	3860	4280	4710	5140	5570	6000	—	—	MXD63B600	
	700	4000	4570	5140	5710	6280	6850	7420	8000	—	—	MXD63B700	
	800	3000	3430	3860	4280	4710	5140	5570	6000	MXD63L800	—	—	
	800	4000	4570	5140	5710	6280	6850	7420	8000	MXD63A800	MXD62B800	MXD63B800	
HMD6	500	3000	3430	3860	4280	4710	5140	5570	6000	—	—	HMD63B500	
	600	3000	3430	3860	4280	4710	5140	5570	6000	—	—	HMD63B600	
	700	4000	4570	5140	5710	6280	6850	7420	8000	—	—	HMD63B700	
	800	4000	4570	5140	5710	6280	6850	7420	8000	—	—	HMD63B800	
	800	5000	5715	6430	7145	7860	8575	9290	10000	—	—	—	
HMXD6	500	3000	3430	3860	4280	4710	5140	5570	6000	—	—	HMXD63B500	
	600	3000	3430	3860	4280	4710	5140	5570	6000	—	—	HMXD63B600	
	700	4000	4570	5140	5710	6280	6850	7420	8000	—	—	HMXD63B700	
	800	4000	4570	5140	5710	6280	6850	7420	8000	—	—	HMXD63B800	
CMD6	400	3000	3430	3860	4280	4710	5140	5570	6000	—	—	—	
	500	3000	3430	3860	4280	4710	5140	5570	6000	—	—	—	
	600	3000	3430	3860	4280	4710	5140	5570	6000	—	—	—	
	700	4000	4570	5140	5710	6280	6850	7420	8000	—	—	CMD63B600	
	800	3000	3430	3860	4280	4710	5140	5570	6000	—	—	CMD63B700	
	800	4000	4570	5140	5710	6280	6850	7420	8000	—	—	—	
	800	5000	5715	6430	7145	7860	8575	9290	10000	—	—	CMD63B800	
ND6	800	4000	4570	5140	5710	6280	6850	7420	8000	—	—	ND63B800	
	900	5000	5715	6430	7145	7860	8575	9290	10000	—	—	ND63B900	
	1000	5000	5715	6430	7145	7860	8575	9290	10000	—	—	ND63B100	
	1200	5000	5715	6430	7145	7860	8575	9290	10000	—	—	ND63B120	
NXD6	900	5000	5715	6430	7145	7860	8575	9290	10000	—	—	NXD63B900	
	1000	5000	5715	6430	7145	7860	8575	9290	10000	—	—	NXD63B100	
	1200	5000	5715	6430	7145	7860	8575	9290	10000	—	—	NXD63B120	
HND6	800	4000	4570	5140	5710	6280	6850	7420	8000	—	—	HND63B800	
	900	5000	5715	6430	7145	7860	8575	9290	10000	—	—	HND63B900	
	1000	5000	5715	6430	7145	7860	8575	9290	10000	—	—	HND63B100	
	1200	5000	5715	6430	7145	7860	8575	9290	10000	—	—	HND63B120	
HNXD6	900	5000	5715	6430	7145	7860	8575	9290	10000	—	—	HNXD63B900	
	1000	5000	5715	6430	7145	7860	8575	9290	10000	—	—	HNXD63B100	
	1200	5000	5715	6430	7145	7860	8575	9290	10000	—	—	HNXD63B120	
CND6	800	4000	4570	5140	5710	6280	6850	7420	8000	—	—	CND63B800	
	900	5000	5715	6430	7145	7860	8575	9290	10000	—	—	CND63B900	
	1000	5000	5715	6430	7145	7860	8575	9290	10000	—	—	CND63B100	
	1200	5000	5715	6430	7145	7860	8575	9290	10000	—	—	CND63B120	
PD6	1200	5000	5715	6430	7145	7860	8575	9290	10000	—	—	PD63B120	
	1400	5000	5715	6430	7145	7860	8575	9290	10000	—	—	PD63B140	
	1600	5000	5715	6430	7145	7860	8575	9290	10000	—	—	PD63B160	
PXD6	1200	5000	5715	6430	7145	7860	8575	9290	10000	—	—	PXD63B120	
	1400	5000	5715	6430	7145	7860	8575	9290	10000	—	—	PXD63B140	
	1600	5000	5715	6430	7145	7860	8575	9290	10000	—	—	PXD63B160	
HPD6	1200	5000	5715	6430	7145	7860	8575	9290	10000	—	—	HPD63B120	
	1400	5000	5715	6430	7145	7860	8575	9290	10000	—	—	HPD63B140	
	1600	5000	5715	6430	7145	7860	8575	9290	10000	—	—	HPD63B160	
HPXD6	1200	5000	5715	6430	7145	7860	8575	9290	10000	—	—	HPXD63B120	
	1400	5000	5715	6430	7145	7860	8575	9290	10000	—	—	HPXD63B140	
	1600	5000	5715	6430	7145	7860	8575	9290	10000	—	—	HPXD63B160	
CPD6	1200	5000	5715	6430	7145	7860	8575	9290	10000	—	—	CPD63B120	
	1400	5000	5715	6430	7145	7860	8575	9290	10000	—	—	CPD63B140	
	1600	5000	5715	6430	7145	7860	8575	9290	10000	—	—	CPD63B160	
RD6	1800	5000	5715	6430	7145	7860	8575	9290	10000	—	—	RD63B180	
	2000	5000	5715	6430	7145	7860	8575	9290	10000	—	—	RD63B200	
RXD6	1800	5000	5715	6430	7145	7860	8575	9290	10000	—	—	RXD63B180	
	2000	5000	5715	6430	7145	7860	8575	9290	10000	—	—	RXD63B200	
HRD6	1800	5000	5715	6430	7145	7860	8575	9290	10000	—	—	HRD63B180	
	2000	5000	5715	6430	7145	7860	8575	9290	10000	—	—	HRD63B200	
HRXD6	1800	5000	5715	6430	7145	7860	8575	9290	10000	—	—	HRXD63B180	
	2000	5000	5715	6430	7145	7860	8575	9290	10000	—	—	HRXD63B200	

7
MOLDED CASE
CIRCUIT BREAKERS

Molded Case Circuit Breakers

Molded Case Switch — Circuit Disconnect

Selection

Maximum Frame Amp Rating	2-Pole	3-Pole	Self-Protective Instantaneous Override $\pm 20\%$ ^③
	Catalog Number	Catalog Number	
125	ED22S100A■	ED23S100A	1000
	ED42S100A■	ED43S100A	1000
	ED42S125A■	ED43S125A	1000
	ED62S100A■	ED63S100A	1000
	—	ED63S125A	1000
	CED62S100A■	CED63S100A■	1000
	CED62S125A■	CED63S125A■	1000
250	—	HQR23S250HA	2000
	FXD62S250A	FXD63S250A	3200
	HFXD62S250A■	HFXD63S250A■	3200
	①	CFD63S250A■	3200
400	JXD22S400A■	JXD23S400A	6000
	—	JXD63S400A	6000
	—	HJXD63S400A■	6000
	①	CJD63S400A■	6000
600	—	LXD63S600A	6000
	—	HLXD63S600A■	6000
	①	CLD63S600A■	6000
800	—	LMXD63S800A■	8000
	—	MXD63S800A	8000
	①	CMD63S800A	8000
1200	—	NXD63S120A	10000
	①	CND63S120A■	10000
1600	①	PXD63S160A ^⑤	10000
2000	①	RXD63S200A■ ^⑤	10000

Ordering Information

Order by catalog number. Switches include frame and self protective trip unit only. Order lugs separately from pages 7-164 to 7-166.

■ Built to order. Allow 2–3 weeks for delivery.

① For 2-pole application use outside poles of 3-pole circuit breaker.

② For additional lugs see pages 7-164 to 7-166.

③ Molded case switches up to R frame contain a self protecting instantaneous element, which may open circuit above their override set point.

④ UL file E57556 Volume 1, section 2 and CSA LR 42022-51.

⑤ Requires mounting block MB9301 or MBR9302.

Lugs pages 7-164 to 7-166
Enclosures Section 6
Accessories pages 7-171 to 7-176

Breaker Description

The ever-increasing use of plant and energy management systems has intensified the demand for circuit breakers supporting multiple open protocols to monitor and control the flow of energy in the power system. The extensive and modular WL family of circuit breakers and accessories provides this for applications from 200A to 6000A.

Applications

WL breakers can be applied as main, tie, feeder or distribution breakers in low-voltage electrical power systems.

Versions

- Frame ratings: 800A to 6000A
- 3 physical frame sizes
- Rated nominal operating voltage up to 635VAC
- Seven interrupting classes from 50kA to 200kA at 480V
- Circuit breaker or non-automatic switch
- WL Circuit Breakers are delivered as complete assembled breakers or individual frames, guide frames, and accessories

Installation Types

Fixed-mounted or Draw-out version.

Standards

- WL ANSI / UL 1066 Circuit Breakers will satisfy: C37.13, C37.16, C37.17, C37.50, NEMA SG3
- WL UL 489 Circuit Breakers will satisfy: UL 489
- WL Circuit Breakers are suitable for use in UL 1558 LV Switchgear and UL 891 LV Switchboards

Conditions of Application

WL Circuit Breakers are designed to meet standard Industrial and Commercial application requirements.

Uniform Dimensions

WL Circuit Breaker dimensions differ only in the device width, which varies by frame size. With the exception of the 200kA ANSI Frame Size II which has an additional 5" in depth to accommodate integral fuses and the UL489 Frame Size I which measures only 15" in height to allow six-high stacking in switchboards.

Minimal Space Requirements

The WL design is extremely compact without sacrificing performance and does not use energy-wasting heat sinks.

Trip Units

The electronic, micro processor-based trip unit is auxiliary voltage-independent for all protective functions and enables adaptation to the different protection requirements of distribution systems, motors, transformers and generators.

Non-Automatic Switch

A special version of the circuit breaker is used as a non-automatic switch. The non-automatic switch is constructed without a trip unit and has no protective function. A possible application is for use as a tie in systems with parallel feeds.

Main Bus Connectors

Breakers are equipped with standard vertical main bus connections. Horizontal bus connections are available as an option in Frame Size 1 and 2 up to 2000A.

Communication Capability

MODBUS or PROFIBUS communications transmit the acquired and metered data, such as current values, breaker status, trip log, etc. to a central monitoring computer. With a factory installed metering function option, the WL acquires data useful for power management and can contribute to a significant savings in energy costs. A new, internal circuit breaker bus enables the expansion of breaker functionality through the integration of many secondary functions which were previously separate, including:

- Control of analog displays
- Options for testing the communication setup
- Display of breaker status and reason for trip
- Input modules for reading other external signals and transmitting these signals via PROFIBUS or MODBUS communication
- A selection of output modules to provide contact closures based on events or measured-value setpoints. It is not only possible to monitor the breaker remotely, it is also possible to open and close the breaker as well as setting parameters remotely

Operating Mechanisms

Circuit breakers can be optionally delivered with different operating mechanisms, including:

- Manual operating mechanism with mechanical closing (standard)

- Manual operating mechanism with mechanical and electrically interlocked closing
- Motorized operating mechanism with mechanical and electrically interlocked closing. Operating mechanisms with electrically interlocked closing are suitable for synchronizing tasks

Auxiliary Contacts

Auxiliary switches can be added according to the type of installation. They are easily mounted via front, top mounted terminal blocks.

Modularity

Common guide frames for the draw-out version make them completely interchangeable between the UL 489 and ANSI / UL 1066 rated circuit breakers. Components, such as auxiliary releases, motorized operating mechanisms, trip units, current sensors, auxiliary signal switches, automatic reset devices or interlocks can be used to modify or retrofit any circuit breaker to meet changing requirements. The main contacts can be replaced to extend the life of the circuit breaker and feature integrated contact wear indicators.

Electronic Trip Unit Modularity

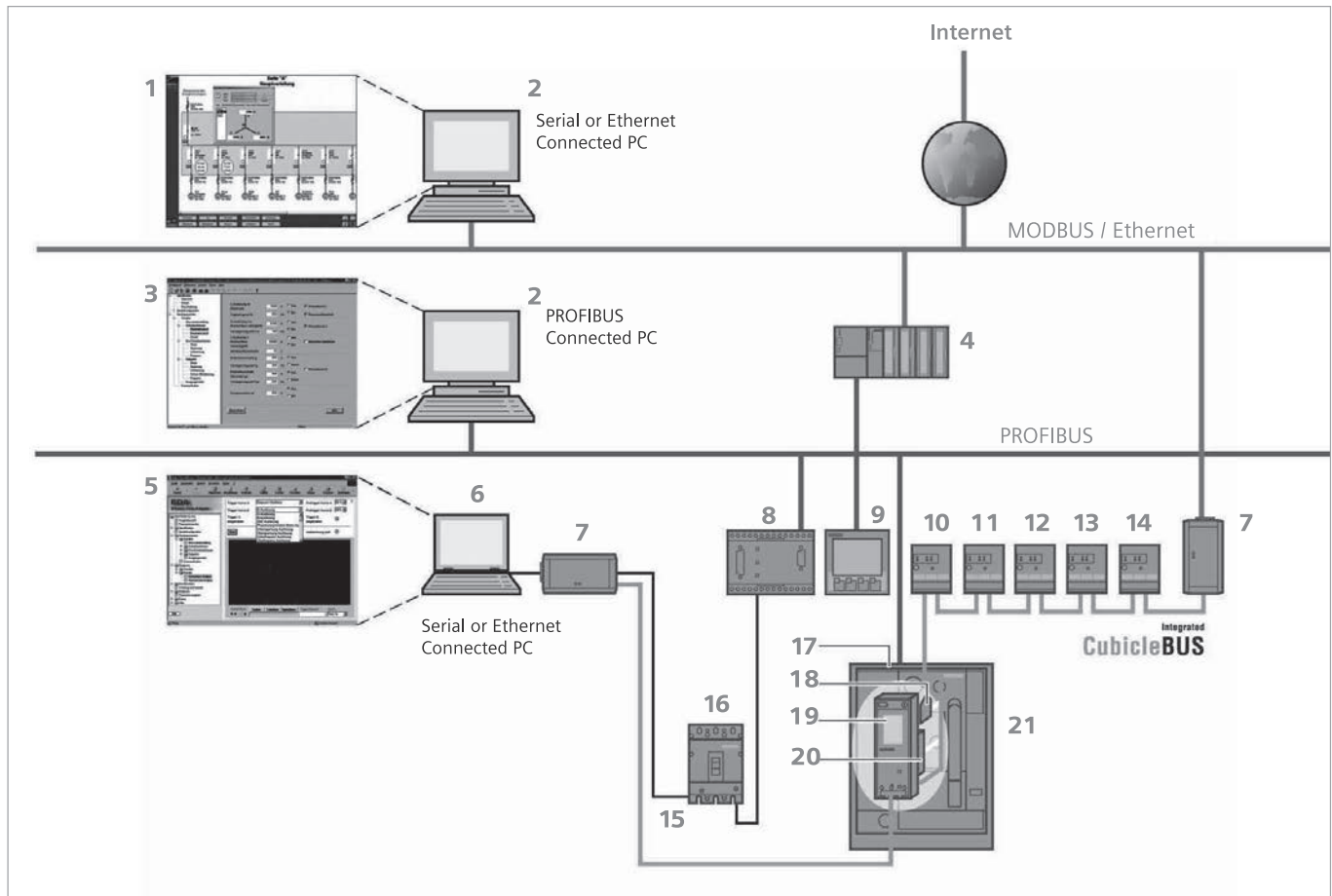
Modularity is the outstanding feature of the new WL Circuit Breakers. The trip units themselves can be retrofitted with special LCDs, ground fault modules, rating plugs and communication modules. 100% Rated Circuit Breaker WL circuit breakers are designed for continuous operation at 100% of their current rating without the need for external heat sinks.

Conditions of Application

WL Circuit Breakers are designed to meet standard Industrial and Commercial application requirements.



WL Power Circuit Breakers



A spectrum of power distribution communication

- | | |
|---|--|
| <ul style="list-style-type: none"> 1 WinPM.Net software 2 Server or desktop PC 3 Switch ES power software 4 PLC 5 BDA web server 6 Portable PC 7 Breaker data adapter (BDA) 8 COM10 PROFIBUS module or COM11 MODBUS module 9 Power metering device 10 Zone selective interlock 11 Digital input module | <ul style="list-style-type: none"> 12 Analog output module 13 Digital output module 14 Relay output module 15 VL CubicleBus network 16 VL feeder breaker 17 Input power and communication terminals 18 Breaker status sensor (BSS) 19 Trip unit display 20 Metering function 21 WL power breaker |
|---|--|

WL Power Circuit Breakers

Electronic Trip Units

General



Trip Unit Functions

Basic Protective Functions		ETU745	ETU748	ETU776
Long-time overcurrent protection	L	●	●	●
Short-time delayed overcurrent protection	S	●	●	●
Instantaneous overcurrent protection	I	●	●	●
Neutral conductor protection	N	●	●	●
Ground fault protection	G	○	○	○
Additional Functions				
Selectable neutral protection		●	●	●
Defeatable short-time protection		●	—	●
Defeatable instantaneous protection		●	—	●
Selectable thermal memory		●	●	●
Zone selective interlocking		●	●	●
Selectable I2t or fixed short-time delay		●	●	●
Adjustable instantaneous pick-up		●	—	●
Selectable I2t or I4t long-time delay		●	●	●
Adjustable short-time delay and pick-up		●	●	●
Selectable and adjustable neutral protection		●	●	●
Dual protective setting capability		—	—	●
Dynamic arc-flash sentry		—	—	●
Extended instantaneous protection		●	●	●
Parameterization and Displays				
Parameterization by rotary switches (10 steps)		●	●	—
Parameterization by communication (absolute values)		—	●	●
Parameterization by menu/keypad (absolute values)		—	—	●
Remote parameterization of the basic functions		—	—	●
Remote parameterization of the additional functions		—	—	●
Alphanumeric LCD		○	○	—
Graphical LCD		—	—	●
Metering Function				
Metering function		○	○	○
Metering function Plus		○	○	○
Communication				
CubicleBUS		●	●	●
Communication via PROFIBUS-DP		○	○	○
Communication via the MODBUS		○	○	○
Communication via the Ethernet (BDA)		○	○	○

● Standard — Not available ○ Optional

WL Power Circuit Breakers

3-pole & 4-pole, up to 6000A

General

Rating Plug

It is no longer necessary to replace the current transformer to change the rated current of the breaker. Instead, you simply replace the rating plug which is easily accessible on the front of the trip unit. The circuit breaker is set to the new rated current quickly and is already correctly labeled.

Long Time Overcurrent Protection with Switchable I2t/I4t Characteristics

The long time overcurrent protection in the ETU745, ETU755 and ETU776 trip units can be switched between an I2t and I4t characteristic to improve coordination between upstream circuit breakers and fuses.

Front Panel

The front panel is designed so that it can be accessed through a cutout in the door, which means that all controls and displays are accessible even when the cubicle door is closed. The front panels of all Frame Size II and Frame Size III circuit breakers are identical, and allow for two different through-door access designs: Trip unit and front panel controls or front panel controls only. The degree of protection of the front panel is IP 20.

Environmental Protection

The plastics used are halogen-free and recyclable.

Safety and Reliability

In order to help protect the electrical distribution system and circuit breaker against unauthorized breaker operations,

a wide range of locking devices can be installed or retrofit, including:

- Lockable drawout version to protect against unauthorized removal (standard)
- High degree of protection through Plexiglas cover
- Mechanical reclosing lockout after long-time, short-time or instantaneous trip (optional)
- Devices with trip unit ETU745 or higher are equipped with temperature sensors on the BSS and COM15/COM16 (standard)
- Lock provision for locking the breaker in the OPEN position
- Lockable covers for the CLOSE button
- Lockable racking handle prevents moving the breaker
- Lockable charging handle prevents charging the springs

Standard Version Features

WL Circuit Breakers have the following standard equipment:

- Mechanical CLOSE and mechanical OPEN push buttons
- Manual operating mechanism with mechanical closing
- Contact position indicator
- Front panel ready-to-close indicator

- Spring charge indicator
- Rear vertical main contacts
- Main contact replacement flag
- Auxiliary plug system with bare wire pressure screw terminals. Delivery includes all auxiliary plugs necessary for both factory installed and future field installed accessories
- Mechanical trip indicator of the overcurrent release system
- Automatic reset after trip
- The front panel cannot be removed if the circuit breaker closed
- Laminated main contact fingers as part of the breaker contact strip on the drawout circuit breaker
- Breaker position display in the operator's panel
- Captive crank handle for racking out the breaker
- Guide frame with guide rails for easy handling of draw-out version
- Breaker cannot be moved in the CLOSED state
- Rated current coding between the guide frame and the breaker
- Suitable for reverse feed applications
- The breaker is always equipped with the required number of secondary disconnect blocks

Exclusive Features

Generator/Utility Protection Sets

24/7/365 power availability is critical for some systems. On-site generation capability is growing more and more common in many systems. All of the WL digital electronic trip units allow the system designer to precisely tailor trip settings for the most demanding requirements. However, the 776 trip unit allows one set of trip settings for a fully loaded utility feed and with a simple contact closure, the trip unit toggles to a second trip set tailored to provide optimal generator protection. The wide range of settings allows the WL to provide protection for a minimal generator capacity for only essential loads, through full backup for an entire facility. This dual utility/generator protection capability in a single circuit breaker allows the system designer unparalleled, cost effective, flexibility.

Dynamic Arc-Flash Sentry

A unique feature of the WL trip unit allows the system designer to achieve lower levels of arc flash energy and delayed tripping for selective trip coordination purposes.

Dynamic Arc-Flash Sentry (DAS) employs the unique dual protective setting capability of the 776 trip unit, coupled with the ability to easily toggle to a lower arc flash parameter set. A normal operation parameter set can be optimized for selective trip coordination, while the second set is optimized for lower arc flash energy levels. The dynamic action comes from the ability to switch from the normal operation set to the arc flash limiting set based on the presence of personnel as they approach the flash protection boundary. A wide variety of switching methods may be used based on the needs of a particular facility. The capabilities range from fully automatic switching using appropriate occupancy sensors to manual switching via a key operation.

Extended Instantaneous Protection

Extended Instantaneous protection (EIP), another unique feature of the WL trip unit, allows the system designer to achieve full selective trip coordination up to the short-time rating of the frame while also allowing application of the breaker up to the interrupting rating of the frame. The typical power circuit breaker with an 'LS' trip unit, or when

the instantaneous function is switched off on an 'LSI' trip unit, can only be applied up to its short-time rating, commonly 85kA or less. For application on systems with levels of available fault current above the short-time rating, the typical 'LS' power circuit breaker cannot be applied or must employ an instantaneous override. This instantaneous override is set at as much as 20% below the short-time rating and can seriously compromise selective trip coordination with downstream breakers.

The WL, equipped with EIP, overcomes these limitations by providing full withstand capability, and full coordination, with a minus 0% short-time band tolerance up to 85kA on frame Size II and 100kA on Size III. Above fault currents of 20% higher than the full short-time rating, the WL breaker is self-protecting, and the EIP function will trip the breaker instantly to protect the frame and the system from these extremely high currents, as high as 150kA on frame Size III. One added benefit is that arc flash energy is greatly reduced in this high current region due to the instantaneous trip response that EIP provides.

Lug Information

Mechanical Lug

Selection

For Use With Type(s)	Circuit Breaker Ampere Rating	Cables Per Lug	Lug Wire Range	Catalog Number
BQ, BQH, BQHF BQE, BQF, BL, BLH, BT [ⓐ] , BTH [ⓐ] , HBL, HBQ Switching Neutrals BG, BLG	Line Side			
	15-40	1 1	#14-#6 AWG Cu #12-#6 AWG Al	TC1Q1 [ⓑ]
	45-125	1 1	#8-#1 AWG Cu #6-#1/0 AWG Al	TA1Q1 [ⓑ]
	Load Side			
	15-20	1 1	#14-#10 AWG Cu #12-#10 AWG Al	Lugs are integral to Circuit Breaker
	25-35	1 1	#14-#6 AWG Cu #12-#6 AWG Al	Lugs are integral to Circuit Breaker
	40-50	1 1	#8-#6 AWG Cu #8-#4 AWG Al	Lugs are integral to Circuit Breaker
	55-70 *exceptions in Table A	1 1	#8-#4 AWG Cu #8-#2 AWG Al	Lugs are integral to Circuit Breaker
	80-100	1 1	#4-#1/0 AWG Cu #2-#1/0 AWG Al	Lugs are integral to Circuit Breaker
	110-125	1 1	#2-#1/0 AWG Cu #1/0-#2/0 AWG Al	Lugs are integral to Circuit Breaker
BQD, CQD BQD6, CQD6	Line Side (CQD, CQD6) & Load Side			
	15-40	1	#14-#6 AWG Cu #12-#6 AWG Al	Integral
	45-100	1	#8-#1 AWG Cu #6-#1/0 AWG Al	Integral
NGG, HGG, LGG	15-30	1	#14-#6 AWG Cu #12-#6 AWG Al	TC1Q1
	15-30	1	#14-#6 AWG Cu #12-#6 AWG Al	3TC1Q1 (pkg. of 3)
	35-125	1	#8-#1/0 AWG Cu #8-#2/0 AWG Al	3TC1GG20 (pkg. of 3)
	15-125	—	NUT KEEPER PLATE	TNKG3 [ⓑ] (pkg. of 3)

Connector wire ranges and cavities are established in conjunction with Table 6.1.4.2.1 of UL 489 standards.

Table A

For Use With Type(s)	Circuit Breaker Ampere Rating	Cables Per Lug	Lug Wire Range	Number of Poles
BQ, BL, QP	Load Side			
	55-60	1	#8-#4 AWG Cu-Al #3 AWG requires 22 or 65 kAIC	This exception is applicable to 1- and 2-pole only

Note:

(A) Molded case circuit breakers having a rated ampacity of 125 amperes or less are to be connected with 60 or 75°C wire. Circuit breakers having a rated ampacity greater than 125 amperes shall only be cabled with 75°C cable unless otherwise indicated on the circuit breaker label. Exceptions to this rule are outlined in article 110-14 C(1)(2) of the 2005 National Electrical Code.

(B) Connector wire ranges and cavities are established in conjunction with Table 6.1.4.2.1 of UL 489 standards.

ⓐ Lug is steel.

ⓑ Sold in package of six.

ⓒ One nut keeper plate is required with each lug on the NGG breaker.

ⓓ BT and BTH lug wire range is limited to #14 - #12 AWG for Copper.

Lug Information

Aluminum Body Lugs for Copper or Aluminum Wire

Selection

For Use With Type(s)	Circuit Breaker Ampere Rating	Cables Per Lug	Lug Wire Range	Catalog Number
QR2, QR2H, HQR2, HQR2H	100-250	1	#3-300 Kcmil Al/C	3TA1QR300 (3 lugs per kit)
All 2, 3-pole ED2, ED4, ED6, ED6 ETI, HED4, HHED6	15-25	1	#14-#10 AWG (Cu) #12-#10 AWG (Al)	SA1E025
	30-100	1	#10-#1/0 (Cu or Al)	LN1E100
	110-125	1	#3-3/0 (Cu) #1-2/0 (Al)	TA1E6125
CED6 All 1-pole ED, HED	30-60	1	#10-4 (Cu or Al)	LD1E060 (Load Side)
	70-100	1	#4-#1/0 (Cu or Al)	LD1E100 (Load Side)
FXD6-A, FD6-A, HFD6, CFD6 HHFD6	70-250	1	#6 AWG-350 kcmil (Cu) #4 AWG-350 kcmil (Al)	TA1FD350A
SJD6-B, SHJD6-B SCJD6-B	65-200	1-2	#4 AWG-3/0 (Cu or Al)	TA2J630
JXD2(A), JXD6(A), JD6(A), SJD6-B, HJD6(A), HJXD6(A) HHJXD6, HHJD6, SHJD6-B, CJD6, SCJD6-B	200-400	1-2	3/0-500 kcmil (Cu) 4/0-500 kcmil (Al)	TA2J6500
LXD6(A), LD6(A), SLD6-B, HLD6(A), HLXD6(A), HHLXD6, HHL6, SHLD6-B, CLD6, SCLD6-B	250-600	1-2	3/0-500 kcmil (Cu) 4/0-500 kcmil (Al)	TA2J6500
LMD6 ^① , LMXD6 ^② , HLM6 ^① , HLMXD6 ^② , MD6, MXD6, SMD6-B, HMD6, HMXD6, SHMD6-B, CMD6, SCMD6-B	500-600	1-2	#1-500 kcmil (Cu or Al)	TA2K500
		1-3	1/0-500 kcmil (Cu or Al)	TA3K500
	500-800	1-2	500-750 kcmil (Cu or Al)	TA2N750^②
ND6, NXD6, SND6-B, HND6, HNXD6, SHND6-B, CND6, SCND6-B	800-1200	1-4	250-500 kcmil (Cu or Al)	2TA4P8500^{②③} 3TA4P8500^{②④}
			250-500 kcmil (Cu or Al)	2TA4N8500^③ 3TA4N8500^④
PD6, HPD6, CPD6 PXD6, HPXD6, SPD6-B, SHPD6-B	1200-1600	1-5	300-600 kcmil (Cu or Al)	TA5P600
PD6, PXD6, HPD6, HPXD6, SPD6-B, SHPD6-B, RD6, RXD6, HRD6, HRXD6, STD	1200-2000	1-6	300-600 kcmil (Cu or Al)	TA6R600

① Use TA2K500 or TA3K500 only.
② Used for 100% rated MD/ND frame breakers.
Rated for 90° C cable.

③ Contains 2 connectors plus 1 NDTs end barrier.
④ Contains 3 connectors plus 1 NDTs end barrier.

Lug information

Optional Mechanical Lugs

Selection

For Use With Type	Circuit Breaker Ampere Rating	Cables Per Lug	Lug Material	Lug Wire Range	Qty Per Catalog No	Catalog Number
QR2, QR2H, HQR2, HQR2H	100-250	1	Cu	#3 - 300 Kcmil Cu ONLY)	3	3TC1QR2520 (3 lugs per kit)
ED, HED 1, 2 & 3-pole	1, 2 & 3-pole 30-125	1	Cu	#10-#1/0 (Cu)	1	TC1ED6150
HFD6, HHFD6, CFD6, F(X)D6-A	70-250	1	Cu	#6 AWG-350 kcmil (Cu)	1	TC1FD350
J(X)D2(A), J(X)D6(A), HJD6(A), HHJD6, SHJD6-B, L(X)D6(A), HHL6, SCD6-B, HLD6(A), SHLD6-B, CJD6, CLD6, SCJD6-B, SCLD6-B	200-600	1 1-2	Cu	3/0-600 kcmil (Cu) 3/0-500 kcmil (Cu)	1 1	TC1J6600 [Ⓢ] TC2J6500 [Ⓢ]
	250-600	1 1	Al	500-750 kcmil (Al) 500-600 kcmil (Cu)	1	TA1L6750
SMD6-B, M(X)D6, HM(X)D6, HMD6, CMD6, SCMD6-B, SND6-B, N(X)D6, HN(X)D6, SHND6-B, CND6, SCND6-B	500-600	1-2	Cu	#1 AWG-500 kcmil (Cu)	1	TC2K500
	700-800	1-2	Al	500-750 kcmil (Cu) 500-750 kcmil (Al)	2 3	2TA2N8750 3TA2N8750
	800-1200	1-3	Al	500-750 kcmil (Cu) 500-750 kcmil (Al)	2 3	2TA3N8750 3TA3N8750
R(X)D6, HR(X)D6	1600-2000	1-5	Cu	300-600 kcmil (Cu)	1	TC5R600
P(X)D6, HP(X)D6, CPD6, SPD6-B, SHPD6-B	1200-1600	1-4	Al	600-750 kcmil (Cu/Al)	1	TA4P750▲

Compression Lugs

For Circuit Breaker Types	Ampere Rating	Poles	Lugs Per Kit	Lug Wire Size	Catalog Number
Lugs (contains indicated number of lugs and necessary hardware per kit)					
ED2, ED4, ED6, HED4, HHED6, CED6	15-125	1, 2, 3	1	#2/0 AWG Cu/Al	CCE125
QR2, QR2H, HQR2, HQR2H	100-250	2-3	1	#6 - 350kcmil Al/Cu	CCQ250
F(X)D6-A, HF(X)D6, HHF(X)D6, CFD6	125-250	2, 3	1	350 kcmil	CCF250
JXD2-A, J(X)D6-A, HJ(X)D6-A, HHJ(X)D6-A, CJD6, SJD6-B, SHJD6-B, SCJD6-B, L(X)D6-A, HL(X)D6-A, CLD6, SLD6-B, SHLD6-B, SCLD6-B	200-600	2, 3	1	500 kcmil	CCL600
Kits (contain lugs and hardware for complete line or load end of 2 or 3-pole breaker)					
M(X)D6, HM(X)D6, CMD6, SMD6-B, SHMD6-B, SCMD6-B	500-800	2	6	500 kcmil	CCM800K2
		3	9		CCM800K3
N(X)D6, HN(X)D6, CND6, SND6-B, SHND6-B, SCND6-B	900-1200	2	8		CCN1200K2
		3	12		CCN1200K3

Distribution Lugs[Ⓢ]

For Circuit Breaker Types	Ampere Rating	Poles	Lugs Per kit	Wires Per Lug	Lug Wire Size	Catalog Number
ED2, ED4, ED6, HED4, HHED6, CED6	15-125	1,2,3	1	6	#14-#4 AWG Cu #6-#4 AWG Al	TA6ED06
F(X)D6-A, HF(X)D6, HHF(X)D6, CFD6	70-250	2,3	1	6	#14-#4 AWG Cu #6-#4 AWG Al	TA6FD04
JXD2-A, J(X)D6-A, HJ(X)D6-A, HHJ(X)D6-A, CJD6-A, SJD6-B, SHJD6-B, SCJD6-B, L(X)D6-A, HL(X)D6-A, CLD6-A, SLD6-B, SHLD6-B, SCLD6-B	200-600	2,3	1	6	#14-2/0 AWG Cu #6-2/0 AWG Al	TA6JD20

▲ Built to order. Allow 6-8 weeks for delivery.

Ⓢ Used for 100% rated JD/LD frame circuit breakers.

Ⓢ Special purpose wire connectors, not for general use.

Molded Case Circuit Breakers

Modifications

General/Selection

A variety of internal and external accessories, as well as modifications, are available to adapt Siemens circuit breakers to special installation requirements. UL listed internal accessories for 100 through 2000A circuit breakers are field-addable.

Internal accessories fine tune an electrical distribution system, allowing control of the circuit breakers to meet special application requirements. For example, emergency situations may dictate tripping critically placed circuit breakers quickly. Shunt trips accomplish this conveniently and efficiently. Or, when voltage drops are a concern, undervoltage trips automatically open the circuit breaker at a predetermined voltage level.

A wide range of external operating and mounting accessories is also available. For example, face, shallow, and back mounting plates are ideal for tailoring BQ circuit breakers to OEM applications. A complete line of operating handles and handle-blocking devices meet switchboard, enclosure and safety needs. Plug-in mounting assemblies, which simplify switchboard mounting of circuit breakers and permit breaker removal without disconnecting bus or cable connections, are available.

UL 489 Supplement SB Naval Use Breakers

Breakers tested to UL 489 Supplement SB are qualified for use on non combat and auxiliary naval vessels.

Various Siemens molded case breakers can be labeled "NAVAL" in compliance with UL 489 Supplement SB. See table to the right for specific breaker types and UL file references.

Supplement SB testing comprises two sets of vibration tests. The first is to find mechanical resonances in the product and to subject the breaker to extreme testing at each resonant frequency. The second is a swept frequency test, in which the frequency of excitation is changed in intervals of 1Hz, and held at each frequency for five minutes. The excitation frequencies run from 4 to 33Hz, and the test is conducted in each of the three orthogonal axes of the breaker.

During these tests, the breaker must not trip from the closed position, nor may the contacts touch from the open position. Calibration and insulation resistance are also verified during the test.

For detailed information, refer to UL 489, Supplement SB.

50°C Ambient Calibration — Not UL listed and not available for solid state, 100% rated breakers or 400HZ calibrated breakers.

- For BL Type Circuit Breakers
 - Add suffix 'M' to catalog number (Example: B120M).....No Charge
- For BQ and ED Frame Circuit Breakers
 - Replace 'B' in catalog number with 'M'No Charge (Example: BQ3M060, ED63M060)
- For FD, JD, LD, LMD, MD, ND, PD, and RD Frame Circuit Breakers
 - Non-Interchangeable Trip (3-pole only)No Charge
 - Replace 'B' in catalog number with 'M' (Example: FXD63M225, JXD63M400)

400 HZ Calibration

Not UL Listed
For all Not UL Listed Circuit Breakers, see derating tables on page 7-177 and order standard circuit breakers

Fungus Proofing

- All 3VA, BOD, CQD, GB, GG, ED, FD, JD, LD, LMD, MD, ND, PD, RD, MG, NG, and PG Frame Circuit Breakers are inherently fungus resistant and do not require special treatment.
- For BL, and BQ Type Circuit BreakersAdd \$10.00 net per pole
 - Consult Sales Office for Availability
- For all other Circuit Breaker TypesAdd \$160.00 net per device
 - Consult Sales Office for Availability

Certificate of Compliance with Test Report (catalog number CERT OF COMP.) Add \$210.00 net
Certificate of compliance testing must be performed on the actual device being shipped. The certificate cannot be provided after initial shipment. Order for devices with COC requirement must be placed directly with the factory by the sales office and shipped directly to the end user.

Ordering Information

For "NAVAL" label, add **\$75.** net per catalog number per order. Order must be placed directly with the factory by Siemens Sales Office.

Breaker Type	UL File
BL	E82615, Vol 1, Sec 1 & 4
NGB	E10848, Vol 10, Sec 3
CED6	E10848, Vol 4, Sec 13
HED4, ED6	E10848, Vol 4, Sec 11
FXD6, HFD6, HHFD6	E10848, Vol 4, Sec 17
HHJD6	E10848, Vol 4, Sec 20

Molded Case Circuit Breakers

Internal Accessories

General

Feature Combinations

The available feature combinations are shown in the chart below. For applications requiring combinations of features not listed in this chart, consult the sales office for availability.

Breakers	Modules Per Breaker	Avail. On Breaker Poles	ST	ST/AUX	ST/ALSW	ST/AUX/ALSW	UVT	UVT/AUX	UVT/ALSW	UVT/AUX/ALSW	AUX	AUX/ALSW	ALSW	Elect. Bell Alarm	Ground fault	Grd fault w/Bell
QP, BQ, BL ^①	1	1, 2, 3	1	—	—	—	—	—	—	—	1,2	—	—	—	—	—
BQD, CQD, GB, GG	1	2, 3	1	1/1	—	—	—	—	—	—	1,2	1/1	1	—	—	—
QR	1, 2	2, 3	1	1/1	—	—	—	—	—	—	2	—	—	—	—	—
All ED	1	1, 2, 3	1	1/1,1/2	1/1	1/1/1	1	1/1, 1/2	1/1	1/1/1	1, 2	1/1, 2/1	1	—	1	1
All FD	2	2, 3	1	—	—	—	1	1/1	—	—	1, 2	1/1	1	—	—	—
All JD, LD, LMD ^②	2	2, 3	1	1	—	—	1	1/1, 1/2	—	—	1, 2	1/1, 1/2	1, 2	—	—	—
SJD, SHJD, SCJD,SLD, SHLD, SCLD ^③	1	3	1	1	—	—	1	1/1, 1/2	—	—	1, 2	1/1, 1/2	1, 2	—	—	—
All MD, ND, PD, RD Including Electronic trip ^④	2	2, 3	1	1/1	—	—	1	1/1, 1/2	—	—	1, 2	1/1, 2/1	1, 2	—	—	—

Shunt Trip (ST)

One or all critical circuit breakers may be tripped from a distant control point by use of a shunt trip device. A shunt trip operates through an auxiliary switch contact; when the breaker opens, current is not maintained on the shunt trip coil.

Undervoltage Trip (UVT)

When voltage drops to a value below 35% of the nominal coil rating, the undervoltage trip device automatically opens the breaker. The operation is instantaneous, and the circuit breaker cannot be reclosed until the


voltage returns to 85% of line voltage. The undervoltage trip, which is continuously energized, must be energized before the circuit breaker can be closed.

Auxiliary Switch (AUX)

For applications requiring remote "on" or "off" indication (or electrical interlocking), auxiliary switches are available. Each switch comprises an "A" (open when circuit breaker is open) and a "B" (closed when circuit breaker is open) contact with a common connection. (Form C)

Alarm Switch (ALSW)

The alarm switch contact is closed when the circuit breaker is opened automatically by an overload, short circuit, shunt trip or undervoltage trip. The alarm switch contact is open when the circuit breaker is reset.



For ED Frames



For FD Frames



For JD and LD Frames

^①Factory assembled only

^②If mechanical interlock is installed, no accessory module can be installed in the right pocket.

^③If mechanical interlock is installed, no accessory module can be installed.

^④If mechanical interlock is installed, no accessory module can be installed in the left pocket.

Circuit Breakers

Circuit Breaker Accessories

Circuit Breaker Accessories⁴⁵⁶⁷⁸⁹

Catalog Number	For Use With Breaker Type	Number of Poles	Standard Package
Padlocking Device For locking breaker in "OFF" position. Note "ON" position does not affect breaker functionally			
ECPLD1	Type QP, BL, QAF2, QPF2, QE, QT-Duplex, BQ, BQXD	1P	3 Pieces
ECPLD1R	Type QP, BL, QAF2, QPF, QE, QT-Duplex, BQ, BQXD (Red Color)	1P	3 Pieces
ECPLD2	Type QP, BL, QAF2, QPF, QE, QT-Triplex & Quadplex, BQ, BQXD	2P	3 Pieces
ECPLD2R	Type QP, BL, QAF2, QPF, QE, QT-Triplex & Quadplex, BQ, BQXD (Red Color)	2P	3 Pieces
ECPLD3	Type QP, BL, QAF2, QPF, QE, BQ	3P	1 Piece
US2:ECPLD3R	Type QP, BL, QAF2, QPF, QE, BQ (Red Color)	3P	1 Piece
ECQLD3	Type QP, BL, BQ, BQXD	1P	10 Pieces
ECQLD4	Type QT-Duplex	QT-Duplex Breakers	10 Pieces
ECQLN3 ²	150-225 MBKA, QN, QNR	n/a	1 Piece
ECQTH4	Type QP, BL, BQH	Designed for (3) 1P Breakers	1 Piece
Handle Tie Provide simultaneous swiching of 2 adjacent handles.			
ECQAF2	Type QAF2, QAFN	2P	10 Pieces
ECQTH2	Type QT Duplex, BT Duplex, BTH Duplex, QTA, QTAN	Designed for (2) QT Duplex Breakers	25 Pieces
ECQTH3	Type QP, BL	2P	50 Pieces
Mechanical Interlock¹			
ECQML12	Type QP, BL, BQ Interlock Bracket	Designed for 1" Breaker	10 Pieces
Handle Blocking Device For holding breaker in "ON" or "OFF" position. Not a lockout/tagout device			
ECQL1	Type QP, BL, BQ, BQXD	1P	10 Pieces
ECBX231M	Type QT-Duplex	1/2" Breakers	10 Pieces
Main Breaker Retainer			
ECMBR1 ³	EQ Load Centers		1 Piece
ECMBR2	PN, SN, PL, ES and Ultimate Load Centers: 2-Pole QP		1 Piece
ECMBR3	PL, ES, and Ultimate Load Centers: 3-pole QP		1 Piece
Mounting Accessories			
MB120	Type BQ, BQH Mounting Clips	1P	20 Pieces
FP9508	Type BQ, BQH FACE MOUNT PLATE	1P	10 Pieces
FP9555	Type BQ, BQH FACE MOUNT PLATE	2P	10 Pieces
FP9556	Type BQ, BQH FACE MOUNT PLATE	3P	10 Pieces
SMB6R	Type BQ MOUNTING BRACKET	1P, 2P, 3P	6 Pieces
TCH65K	Type BQ MOUNTING ADAPTER		500 Pieces
BR2	Type BQ, BQH, BQXD Back Mounting Plates	2P	10 Pieces
BR3	Type BQ, BQH, BQXD Back Mounting Plates	3P	10 Pieces
BR4	Type BQ, BQH, BQXD Back Mounting Plates	4P	10 Pieces
I0204ML1125CU	Type QP Back Mounting Plates	1P, 2P	10 Pieces
I0303ML3100CU	Type QP Back Mounting Plates	3P	10 Pieces
Replacement Lugs			
TA1Q1	Type BQ, NGG 100A AI Cu LGS	n/a	6 Pieces
TC1Q1	Type BQ, NGG 40A AI Cu LUGS	n/a	6 Pieces
Finger Shield			
BQFS1K	Type BQXD Finger Shield (Bulk Pack)	n/a	1000 Pieces
BQFS2	Type BQXD Finger Shield	n/a	2 Pieces
Filler Plate			
ECQF3	1" Filler Plate	n/a	5 Pieces

⁴ For a complete list of standby power mechanical interlock kits, see page 1-25

⁵ For use with Ultimate Load Center Main Breakers

⁶ Not suitable for use on 15-50A, 10 AIC Type QP Circuit Breakers

⁷ QP Type includes QPH, HQP

⁸ BL Type includes BLH, HBL

⁹ BQ Type includes BQH, HBO

¹ QAF2 Type includes QAFH2, BAF2, BAFH2, QFGA2, QFGAH2, BFGA2, BFGAH2

² QPF Type includes QPHF, BLF, BLHF

³ QE Type includes QEH, BLE, BLEH

Circuit Breakers


Circuit Breaker Accessories

General


Padlocking Device




Handle Tie




Handle Blocking Device



Main Breaker Retainer



Mechanical Interlock



Mounting Accessories



Molded Case Circuit Breakers

External Accessories

Selection

Handle Ties with Padlock Device

Provide simultaneous switching of 2 or 3 adjacent handles.
Do not provide common trip.

For Use With Breaker Frame(s)	Catalog Number	Standard Package	Wt Lb/Std Pkg
BQD, NGB, HGB, LGB	BQDHT2	10	½
	BQDHT3	10	½

Padlocking Devices

For locking breaker in "OFF" position.

All QR	HPLQR	1	¼
All BQD, CQD, NGB, HGB, LGB	BQDPLD	1	⅞
NGG, HGG, LGG	HPLG	1	¼
All ED	ED2HPL	1	¼
All FD	FD6PL1	1	¼
All JD, LD, LMD	JD6HPL	1	¼
All MD, ND, PD, RD	MN6PLD	1	¼



FD Padlocking Device
FD6PL1

Handle Blocking Devices

For holding breaker in "ON" or "OFF" position.
Not a lockout/tagout device.

All QR	HBLQR	1	1
All BQD, CQD, GG, GB	BQDHBD	1	¼
All ED	E2HBL	1	¼
All FD	FD6HB1	1	½
All JD, LD, LMD	JD6HBL	1	½
All MD, ND, PD, RD	MN6BL	1	½



FD Handle Blocking Device
FD6HB1

Handle Extensions

For replacement. One extension shipped with breaker.

All MD, ND, PD, RD	EX11	1	2
--------------------	-------------	---	---

Terminal Shields

Breaker Type	Poles	Catalog Number	Standard Package
HGG, LGG, NGG	3	TSSG3A	1
JD, LD	3	JDTERMSHIELD	1
MD, ND, PD, RD	3	MDTERMSHIELD	1



Handle Extension
EX11

■ Built to order. Allow 2–3 weeks for delivery.

Ⓞ Sold only in standard package quantities.

Molded Case Circuit Breakers

External Accessories

Selection

Face Mounting Plates

For Use With Breaker Frame(s)	Number of Poles	Catalog Number	Standard Package	Wt Lb/ Std Pkg
CQD, CQD6	1	CQDFMB1	1	¼
	2	CQDFMB2■	1	¼
	3	CQDFMB3■	1	¼
NGG, HGG, LGG	1	FMPG1	1	¼
	2	FMPG2	1	¼
	3	FMPG3	1	¼

Back Mounting Plates

ED2, ED4, ED6, HED4, HED6	1	E2BMB	1	¼
---------------------------	---	-------	---	---

Mounting Screw Kits

CQD, CQD6	CQDSMK ^①	1	1¼
NGG, HGG, LGG	MSKG4 ^②	1	¼
All QR	MSQR3	1	½
All ED (CED6 requires 2 kits)	MSE6 ^③	1	¼
	MSE6100 ^④	100 ^⑤	1
All FD (CFD6 requires 2 kits)	MSF6 ^③	1	¼
	MSF650 ^④	50 ^⑤	1
All JD, LD	MSJ6 ^③	1	¼
All LMD	MSLMD	1	¼
All MD, ND,	MSMN	1	¼
All PD, RD	MSPR6	1	2



"MI" Mechanical Interlocks

For Use With Breaker Type(s)	Panel ^⑦ Mounted	Plug-in Mounted	Standard Package	Wt Lb Std Pkg
All QR (Sliding Bar)	SBMIQR	—	1	1½
All FD	MI5444	MI5444	1	—
All JD, LD	MI5413 ^④	—	1	1
All LMD	MI5406 ^④ ■	—	1	1
All MD	MI5404 ^⑤ ■	—	1	3
All ND	MI5404 ^⑤ ■	—	1	3
All PD, RD	MI5405 ^⑤ ▲	—	—	—

Service Entrance Barriers

For Use With Breaker Frames	Description	Catalog Number
All Enclosed ED Frame Breakers	Service Entrance Barrier Kit for 3-pole only 15A-100A ED Line side only 15-125A CED6 Line or load side	SEBENED63
All Enclosed FD Frame Breakers	Service Entrance Barrier Kit for 2- or 3-pole Line or Load side	SEBENFD63
All Enclosed JD & LD Frame Breakers	Service Entrance Barrier Kit for 2- or 3-pole Line or Load side	SEBENJD63
All Enclosed LMD Frame Breakers	Service Entrance Barrier Kit for 2- or 3-pole Line or Load side	SEBENLMD63
All Enclosed MD & ND Frame Breakers	Service Entrance Barrier Kit for 2- or 3-pole breakers with oversize lugs and NDTs shield Line or load side	SEBENMND63EXT
All Enclosed PD & RD Frame Breakers	Service Entrance Barrier Kit for 2- or 3-pole Line or Load side	SEBENPRD63

■ Built to order. Allow 2-3 weeks for delivery.

▲ Built to order. Allow 6-8 weeks for delivery.

① Kit consists of 4 screws and washers.

② Consists of 1 screw and washers (order 100).

③ Consists of 1 screw and washers (order 50).

④ With mechanical interlock in place, no accessory can be installed into circuit breaker right pole.

⑤ Addition of the mechanical interlock will prevent accessory installation in the left pole.

⑥ Sold only in standard package quantities. Multiply List Price Each times package quantity for full price.

⑦ Mechanical interlock is not designed for use within Siemens panelboards.


Molded Case Circuit Breakers

External Accessories

Selection

Rotary Door Mounted Operating Handles Types 1, 3, 3R, 12, 4 4X

For Use With Breaker Frames	Complete Mechanism		Handle Only	Breaker Operator	Shaft Only	
	Catalog Number		Catalog Number	Catalog Number	Length (inches)	Catalog Number
	Standard Depth	Variable Depth				
ED ^①	CRHOESD	CRHOEVD	CRHOH ^③	RHOEBO	2	RHOSSD
FD	CRHOFSD	CRHOFVD		RHOFBO	12	RHOSVD
JD, LD	CRHOJSD	CRHOJVD		RHOJBO	16	RHOSXD
LMD	CRHOLMSD	CRHOLMVD		RHOLMBO		
MD, ND PD, RD	RHONSD	RHONVD	RHOH ^③	RHONBO ^④	3 12 24	RHONSSD▲ RHONSVD RHONSXD



Rotary Door Mounted Operating Handles Types 1 & 12

For Use With Breaker Frames	Standard Depth Catalog Number	Variable Depth Catalog Number	Handle and Shaft Catalog Number	Breaker Operator Catalog Number
CQD, NGG, HGG, LGG	—	RHOCQVD	RHOH62 ^⑤	CQDOP
ED	D11CEU1	D11CEU2	—	—
FD	D11CFU1▲	D11CFU2	—	—
JD, LD	—	D11CJU2	—	—


For CQD, NGG, HGG and LGG red emergency handle, order assembly RHOCQVDE (includes handle and operator).▲
For CQD, NGG, HGG and LGG in a NEMA 3R enclosure, order CQDOP34 operator, RHOH handle and RHOSVD shaft.
For CQD, NGG, HGG and LGG in a NEMA 4 or 4X enclosure, order CQDOP34 operator, RHOH4 handle and RHOSVD shaft.

Through Door Mounted Operating Handles^② Types 1 & 12

For Use With Breaker Frames	Standard Depth	Variable Depth
	Catalog Number	Catalog Number
CQD, NGG, HGG, LGG	FMHOS	—
ED	E2RH1	E2RHV9
FD	F6RH1	F6RHV9

Door Latch Kits

Type	Catalog Number	Catalog Number
	Right Hand	Left Hand
2 point latch	DKR2	DKL2■
3 point latch	DKR3	DKL3■



- Built to order. Allow 2–3 weeks for delivery.
- ▲ Built to order. Allow 6–8 weeks for delivery.
- ① For use on 3-pole ED frame only.

- ② Meets the requirements of NFPA 79, section 5.3.3.1 for locking external operator disconnecting devices.
- ③ For 3 or 3R, order shaft and breaker operator as shown, and handle RHOH. For 4 & 4X, order handle RHOH4. Consult sales office for additional EG operator shaft lengths.

- ④ For extended shaft support order catalog number RHONSB2.
- ⑤ Length of shaft is 300mm (11.8 inches).

Molded Case Circuit Breakers

External Accessories

Selection

Max-Flex™, Flange Mounted Variable Depth Operators^③

Frames	NEMA Type	Complete Kit Catalog Number	Handle Only Catalog Number	Breaker Operator Catalog Number	36" Cable Catalog Number
GG	1, 3 (R), 12	MFKG3R3	MFHG3R	MFMG	MFCF036
	4 (x)	MFKG4X3	MFHG4X		
ED	1, 3 (R), 12	FHOE036 ^①	FHOH	FHOEBO ^①	FHOEC036
	4 (x)	—	FHOH4		
FD	1, 3 (R), 12	FHOF036	FHOH	FHOFBO	FHOFC036
	4 (x)	—	FHOH4		
JD, LD, SJD, SLD	1, 3 (R), 12	FHOJ036	FHOH	FHOJBO	FHOJC036
	4 (x)	—	FHOH4		
LMD	1, 3 (R), 12	FHOLM036	FHOH	FHOLMBO	FHOJC036
	4 (x)	—	FHOH4		
MD, ND, PD, RD, SMD, SND, SPD	1, 3 (R), 12	FHON048	FHOHN	FHONBO	FHONC048 ^②
	4 (x)	—	FHOHN4		

Max-Flex™ handles are available with solid black handles instead of the customary "red for on" flange handle. These are preferred for use in IEC markets, where red handles have specific meaning. Order components separately, appending the letter "i" to the catalog number (e.g. FHOHI).



Alternate Length Cable Only

	ED	FD	JD/LD/LMD	MD/ND/PD/RD
Inches	Catalog Number	Catalog Number	Catalog Number	Catalog Number
48	FHOEC048	FHOFC048	FHOJC048	FHONC048
60	FHOEC060	FHOFC060	FHOJC060	FHONC060
72	FHOEC072	FHOFC072	FHOJC072	FHONC072
96	FHOEC096	FHOFC096	FHOJC096	FHONC096
120	FHOEC120▲	FHOFC120	FHOJC120▲	FHONC120▲
144	FHOEC144▲	FHOFC144▲	FHOJC144▲	FHONC144▲

Handle Auxiliary Switch

For use with Max-Flex and Rotary Door operators (FHOH and RHOH). 1 NO and 1 NC contact (Form C).

For Use With	Catalog Number
ED, FD, JD, LD, LMD, ND, PD, RD, SD, Max Flex	HAS1

Fixed Depth Flange Mounting

Frames	Minimum Enclosure Depth	NEMA Type	Left Hand Mount	Right Hand Mount
			Catalog Number	Catalog Number
ED ^⑤	6.44	1, 3R, 12	FDFBEL▲	FDFBER▲
		4, 4X	FDFBEL4▲	FDFBER4▲
FD	6.44	1, 3R, 12	FDFBFL▲	FDFBFR▲
		4, 4X	FDFBFL4▲	FDFBFR4▲

Max-Flex™ handles are available with solid black handles instead of the customary "Red on" flange handle. These are preferred for use in IEC markets, where red handles have specific meaning. Order components separately, appending the letter "i" to the catalog number (e.g. FHOHI).

▲ Built to order. Allow 6–8 weeks for delivery.

① For 1- or 2-pole breaker order FHOED036 complete kit or FHOEBO breaker operator only. Use MFHM3R handle.

② 48 inch cable is standard length for M through R frame Max-Flex operators.

③ Meets requirements of NFPA 79, section 5.3.3.1 for locking external operator disconnecting devices

④ Consult sales office for additional cable lengths for EG Flex Shaft Operators. For 3-Pole only.

⑤ 3-Pole ED only.

Molded Case Circuit Breakers

External Accessories

Selection/Dimensions

Telemand® Motor Operator

Breaker Frame	AC Voltage	Hinged to Open Right Catalog Number
FD	120	MOF6120
	240	MOF6240
JD, LD	120	MOJ6120
	240	MOJ6240
LMD	120	MOLMD6120
	240	MOLMD6240
MD, ND, PD, RD	120	EMOPL120MN
	240	EMOPL240MN



Telemand Motor Operator

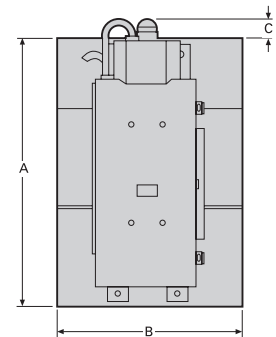
Dimensions

Frame	A	B	C	D	E	F
ED	7.04	4.31	—	4.31	13.84	8.84
FD	9.50	4.55	1.60	6.84	9.70	7.58
JD, LD, LMD	11.00	7.50	0.79	8.34	9.85	7.74
MD, ND, PD, RD	16.00	9.00	—	9.83	13.13	10.13

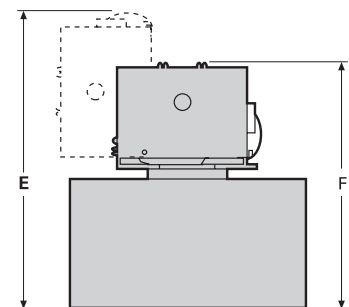
Operating Currents

Catalog Number	On			Off			Reset (Amps)
	In-Rush (Amps)	Running (Amps)	Time (msec)	In-Rush (Amps)	Running (Amps)	Time (msec)	
MOF6120/L	13.6	5.5	200	13.6	5.5	175	5.5
MOF6240/L	7.6	3.5	200	7.6	3.5	185	3.5
MOLMD6120/L	13.6	6	210	13.6	6	185	6
MOJ6120/L	13.6	6	210	13.6	6	185	6
MOJ6240/L	7.6	3.5	217	7.6	3.5	185	3.5
EMOPL120MN	15	5.5	500	15	5.5	500	5.5
EMOPL240MN	7.6	3.25	500	7.6	3.25	500	3.25

FD, JD, LD, LMD, MD, ND, PD, RD Frames



Front View



Bottom View

For inches / millimeters conversion, see Application Data section.

▲ Built to order. Allow 6–8 weeks for delivery.


Molded Case Circuit Breakers

External Accessories

Selection


Plug-In Mounting Assemblies, Including Base and Tulip Assemblies

For Use With Breaker Frames	Poles	Line Side	Load Side	Steel Switchboard Mounting Plate ^① Catalog Number
		Catalog Number ^②	Catalog Number ^②	
All ED except CED	2	PC2637▲	PC2638▲	PL2616
	3	PC2657	PC2658	
CED	2	PC2637▲	PC2638▲	PL2617
	3	PC2657	PC2658	
All FD except CFD	2	PC4753▲	PC4753▲	PL4762
	3	PC4754	PC4754	
CFD	2	PC4753▲	PC4753▲	PL4763
	3	PC4754	PC4754	
All JD except CJD	2	PC5777▲	PC5777▲	PL5796
	3	PC5778	PC5778	
All LD except CLD	2	PC5660▲	PC5660▲	PL5680
	3	PC5661	PC5661	
All MD	2	PC5662▲	PC5662▲	PL9698
	3	PC5663	PC5663	
All ND	2	PC5664 ^③ ▲	PC5664 ^③ ▲	PL9699
	3	PC5666 ^③	PC5666 ^③	



Tulip Assemblies Separately

For Frame	3-Pole
	Catalog Number
ED	TCE3▲
FD	TCF3▲
JD	TCJ3▲
LD	TCL3▲
MD	TCM3▲
ND	TCN3▲



Rear-Connecting Studs

For Use With Breaker Frames	Ampere Rating	Description	Extension Behind Breaker (inches)	Line Side	Load Side
				Catalog Number ^④	Catalog Number ^④
All ED	100	Line Side (Short)	2.38	RS2643 ^⑤ ▲	—
	100	Load Side (Short)	2.38	—	RS2644 ^⑤ ▲
	100	Line Side (Long)	4.88	RS2641 ^⑤ ▲	—
	100	Load Side (Long)	4.88	—	RS2642 ^⑤ ▲
All FD	250	Short	3.12	RS4756 ^⑤ ▲	RS4756 ^⑤ ▲
	250	Long	7.06	RS4755 ^⑤ ▲	RS4755 ^⑤ ▲
All JD	400	Short	5.85	RS5774▲	RS5774▲
	400	Long	11.20	RS5773▲	RS5773▲
All LD	600	Short	5.85	RS5784▲	RS5784▲
	600	Long	11.20	RS5783▲	RS5783▲
CJD, SCJD CLD, SCLD	Add required shield kit.				CLRSJL3
LM(X)D6, HLM(X)D6	800	Short	5.85	RS5788▲	RS5788▲
		Long	11.20	RS5787▲	RS5787▲
All MD, ND	1200	Short	5.50	RS5786▲	RS5786▲
		Long	8.00	RS5785▲	RS5785▲

▲ Built to order. Allow 6–8 weeks for delivery.

① Must be ordered separately with other plug-in assemblies.

② Each piece catalog number consists of (1) mounting block assembly and required tulip assemblies (2) for 2-pole, (3) for 3-pole

③ For vertical bus mounting — for horizontal, substitute PC5665 for PC5664 and PC5667 for PC5666.

④ Price includes one current stud, insulating tube, stud nuts and terminal shields, when required.

⑤ For proper electrical clearance, studs must alternate between short and long stud lengths on circuit breaker poles (e.g. SLSLSL or LSLLSL).

⑥ Plug-in assembly for EG breakers include line and load side in one assembly.

Molded Case Circuit Breakers

Unusual Operating Conditions

Reference

Note: The information provided on this and the next page is intended for reference and recommendation only. Because several variables can act on a circuit breaker's performance at the same time, the data below is based less on controlled testing, than on experience and engineering judgment. Contact Siemens for further information on special conditions and treatment.

High Ambient Temperatures

Because thermal-magnetic trip breakers are temperature sensitive and calibrated for a specific ambient of 40°C (104°F) (average enclosure temperature), a higher ambient will cause the breaker to trip at lower current than its nameplate rating, in other words, causing the breaker to "derate" (see Table 1). Similarly, the current carrying capacity of a circuit conductor is based upon a certain ambient temperature, a higher ambient will reduce its current carrying capacity, causing it to "derate." Thus, with a fluctuating temperature, a thermal-magnetic breaker will derate nearly parallel with its connected circuit conductors and maintain close circuit protection. If the application temperature exceeds 40°C (104°F) and is known, either a breaker specially calibrated for the higher ambient or one oversized according to Table 1 may be selected. In a case such as this, the circuit conductors should be oversized as well.

Siemens Sensitrip® IV and Type SB Encased Systems Breakers are insensitive to temperature changes. However, they do include circuitry to protect the components from abnormally high temperatures.

Moisture — Corrosion

For atmospheres having high moisture content and / or where fungus growth is prevalent, a special preventive treatment may be required.

Where the air is heavily laden with corrosive elements, breakers made with special corrosion-resistant finishes may be required.

Altitude

Reduced air density at altitudes greater than 6600 ft. (2000 meters) affects the ability of a molded case circuit breaker to transfer heat and interrupt faults. Therefore, circuit breakers applied at these altitudes should have interrupting, insulation and continuous currents derated as indicated in Figure 1.

Table 1 — Temperature Derating Data for Thermal-Magnetic Breakers

Reference Ampere Rating at 40°C (104°F)	Ampere Rating at:		Siemens Breaker Frames
	50°C (122°F)	60°C (140°F)	
15	13	11	BQ, BL, BQD, CQD, GG, GB, ED
20	18	16	
25	23	21	
30	28	26	
35	30	28	
40	37	34	
50	46	42	
60	56	52	
70	65	60	
90	84	78	
100	94	87	
125	114	100	
150	136	120	
175	159	140	
200	182	160	
225	205	180	
250	235	220	
300	276	252	
350	325	301	
400	372	340	
500	468	435	
600	564	525	
700	658	613	
800	754	704	
900	828	749	
1000	900	825	
1200	1090	1000	
1400	1304	1148	
1600	1500	1320	
1800	1690	1485	
2000	1880	1650	
			QR
			FD
			JD
			LD
			MD
			ND
			PD
			RD

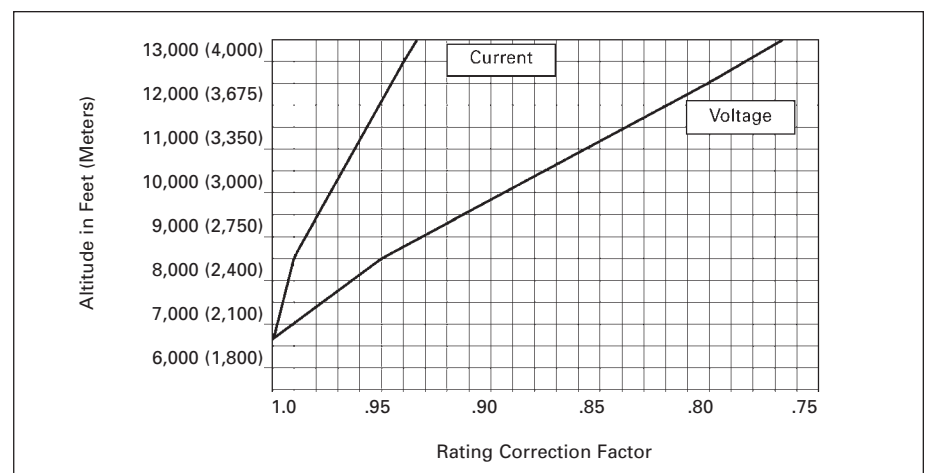


Figure 1 — Altitude Adjustment

Molded Case Circuit Breakers

400 Hz Systems^①

Siemens molded case circuit breakers can be applied for overcurrent protection on 400Hz systems, commonly used to power computer installations, aircraft, military and other specialty equipment. Below are basic guidelines.

Circuit Breaker Derating Required

This table lists the maximum continuous current carrying capacity for Siemens breakers at 400Hz. Due to the increased resistance of the copper sections resulting from the skin effect produced by eddy currents at these frequencies, circuit breakers in many cases require derating. The thermal derating on these devices is based upon 100%, three phase application in open air in a maximum of 40°C (104°F) with 48 in. (1219 mm) of the specified cable or bus at the line and load side. Additional derating of not less than 20% will be required if the circuit breaker is to be utilized in an enclosure. Further derating may be required if the enclosure

ambient temperature exceeds 40°C (104°F).

Cable and Bus Sizing

The cable and bus sizes to be utilized at 400Hz are not based on standard National Electric Codes tables for 60Hz application. Larger cross sections are necessary at 400Hz. All bus bars specified are based upon mounting the bars in the vertical plane to allow maximum air flow. All bus bars are spaced at a minimum of 0.25 in. (6 mm) apart. Mounting of bus bars in the horizontal plane will necessitate additional drafting. Edgewise orientation of the bus may change the maximum ratings indicated. If additional information is required for other connections of cable or bus, contact Siemens for information.

Application Recommendations

It is recommended that temperatures be measured on the line and load terminals or T-connectors of the center pole. These

are usually the hottest terminals with a balanced load. A maximum temperature of 75°C (35°C over a maximum ambient of 40°C) would verify the particular application. Temperature profiles taken on these breakers can be correlated to ensure that the hottest points within the breaker are within the required temperature limits.

Factory Configuration

When required, molded case circuit breakers may be factory calibrated for 400Hz application. These breakers are specially labeled for 400Hz usage and their nameplate current rating will include the necessary derating factory. The highest "Maximum Continuous Amperes" rating at 400Hz, found in the table below approximates the highest specially calibrated 400Hz nameplate ampere rating available for a given frame size. Contact Siemens for ordering information on other breakers applied in 400Hz systems.

400Hz Breakers

Siemens Breaker Type	Maximum Continuous Ampere Rating At 40°C (104°F) ^②			75°C (167°F) Copper Cable per Pole	
	60HZ		Enclosed After Derating	No of Pieces	Wire Size
	Open Air	Open Air ^③			
ED2, ED4, ED6, BOD, HED4, HED6, CED6, GG, GB	15	15	12	1	#14
	20	20	16	1	#12
	25	25	20	1	#10
	30	30	24	1	#10
	35	35	28	1	#10
	40	40	32	1	#8
	45	43	34	1	#8
	50	48	38	1	#8
	60	57	46	1	#6
	70	67	54	1	#4
	80	76	61	1	#4
	90	86	69	1	#3
	100	95	76	1	#3
QR2, QR2H, HQR2, HQR2H, FD6, FXF6, HFD6, HFXD6, CFD6	110	105	84	1	#2
	125	119	95	1	#1
	70	63	50	1	#4
	80	72	58	1	#4
	90	80	64	1	#3
	100	90	72	1	#3
	110	95	75	1	#2
	125	105	84	1	#1
	150	125	100	1	#1/0
	175	140	112	1	#2/0
JXD2, JD6, JXD6, HJD6, HJXD6, HHJD6, HHJXD6, CJD6	200	160	128	1	#3/0
	225	180	144	1	#4/0
	250	200	160	1	250 kcmil
	200	170	136	1	#3/0
	225	190	152	1	#4/0
	250	210	168	1	250 kcmil
	300	240	192	1	350 kcmil
	350	260	208	1	500 kcmil
	400	300	240	2	#3/0
	JD6, JXD6, HJD6, HJXD6 100% Rated	200	170	170	2
225		190	190	2	#4/0
250		210	210	1	250 kcmil
300		240	240	1	350 kcmil
350		260	260	1	500 kcmil
400	300	300	2	#3/0	

Siemens Breaker Type	Maximum Continuous Ampere Rating At 40°C (104°F) ^②			75°C (167°F) Copper Cable per Pole	
	60HZ		Enclosed After Derating	No of Pieces	Wire Size
	Open Air	Open Air ^③			
LD6, LXD6, HLD6, HLXD6, HHL6, HHL6, HHLXD6, CLD6	250	210	168	1	250 kcmil
	300	240	192	1	350 kcmil
	350	260	208	1	500 kcmil
	400	300	240	2	#3/0
	450	340	272	2	#4/0
	500	375	300	2	250 kcmil
	600	420	336	2	350 kcmil
LD6, LXD6, HLD6, HLXD6, 100% Rated	250	210	210	1	250 kcmil
	300	240	240	1	350 kcmil
	350	260	260	1	500 kcmil
	400	300	300	2	#3/0
	450	340	340	2	#4/0
	500	375	375	2	250 kcmil
	600	420	420	2	350 kcmil
MD6, MXD6, HMD6, HMXD6, CMD6	500	400	320	2	250 kcmil
	600	430	360	2	350 kcmil
	700	500	400	3	250 kcmil
	800	560	448	3	300 kcmil
MD6, MXD6, HMD6, HMXD6, CMD6 100% Rated	500	400	400	2	250 kcmil
	600	430	430	2	350 kcmil
	700	500	500	3	250 kcmil
	800	560	560	3	300 kcmil
ND6, NXD6, HND6, HNXD6, CND6	800	560	448	3	300 kcmil
	900	600	480	3	350 kcmil
	1000	650	520	3	400 kcmil
	1200	780	624	4	350 kcmil
ND6, NXD6, HND6, HNXD6, CND6 100% Rated	900	600	600	3	350 kcmil
	1000	650	650	3	400 kcmil
	1200	780	780	4	350 kcmil
	1200	780	624	4	400 kcmil
PD6, PXD6, HPD6, HFXD6, CPD6	1400	850	680	4	500 kcmil
	1600	960	768	5	500 kcmil
	1200	780	780	4	400 kcmil
PD6, PXD6, HPD6, HFXD6, CPD6 100% Rated	1400	850	850	4	500 kcmil
	1600	960	960	5	500 kcmil
	1600	960	768	5	500 kcmil
RD6, RXD6, HRD6, HRXD6 80% Rated	1800	1080	864	5	500 kcmil
	2000	1200	960	6	500 kcmil

①The information provided on this page is intended for reference and recommendation only. Because several variables can act on a circuit breaker's performance at the same time, the data above is based less on

controlled testing, than on experience and engineering judgment. Contact Siemens for further information on special conditions and treatment.
②Additional derating may be required if the ambient

temperature is greater than 40°C (104°F).
③Calculated after derating to compensate for the heating of the copper conductor, caused by the skin effect generated by eddy currents produced at 400/415Hz.

Molded Case Circuit Breakers

Series Connected Short Circuit Ratings

General

The term “Series Connected Short Circuit Rating” refers to the application of series circuit breakers in a combination that allows downstream breakers to have lower individual interrupting ratings than the available fault current.

This is permitted as long as the series combination has been tested and certified by UL.

The tables on these pages list specific main and branch breaker combinations that may be used for the short circuit interrupting ratings shown.

No substitutions are permitted. All combinations shown have been tested and are UL Listed. This information is provided as a reference tool only. **For verification of specific combination ratings consult the UL Recognized Components Directory.**

240V Breaker Series Ratings

Series Rating kAIR	Main Breaker		Branch Breaker			
	Type	Max. Amperes	Type	Number of Poles	Voltage	Amperes
70 125 100	OPH, BQH, BLH 70 (1P) 125 (2P) 100 (3P)		QP, BQ, BL	1	15-70	120/240
				2	15-125	240
				3	15-100	240
			QE, BLE, QPF, BLF	2	15-60	120/240
			QE, BE, BLE, QE2, BLE2, QPF, BQF, BLF QPF2, QPF2N, BLF2	1	15-30	120
			QG, BG, BLG	1, 2	15-30	120/240
			BAF, QAF, QAF2, QAF2N, BAF2, QFGA2, QFGA2N, BFGA2, QTA, QTAN	1	15-20	120
			BAF, QAF, QAFN	2	15-20	120/240
			QT	1, 2	15-50	120/240
			BT	1	15-20	120/240
			BT	1	15-20	120/240
			125	EQ868# (2P)		QAF, BAF, QAF2, BAF2, QAF2N, QFGA2, BFGA2, QFGA2N, QTA, QTAN
QAF, BAF, QAFN	2	15-20				120/240
QPF, BLF, BQF, QE, BE, BLE, QPF2, BLF2, QPF2N, QE2, BLE2	1	15-30				120
QG, BG, BLG	1, 2	15-30				120/240
QPF, BLF, QE, BE, BLE	2	15-60				120/240
QT	1, 2	15-50				120/240
QP, BQ, BL	1	15-70				120/240
	2	15-125				120/240
BT	1	15-20				120/240
QAF, BAF, QAF2, BAF2, QAF2N, QFGA2, BFGA2, QFGA2N, QTA, QTAN	1	15-20				120
QAF, BAF, QAFN	2	15-20				120/240
22,000	EQ967# (2P)					QPF, BLF, BQF, QE, BE, BLE, QPF2, BLF2, QPF2N, QE2, BLE2
			QPF, BLF, QE, BE, BLE	2	15-60	120/240
			QT	1, 2	15-50	120/240
			QP, BQ, BL	1	15-70	120/240
				2	15-125	120/240
			QE, BE, BLE, QE2, BLE2, QPF, BQF, BLF QPF2, QPF2N, BLF2	1	15-30	120
			QE, BE, BLE, QPF, BLF	2	15-60	120/240
			BAF, QAF, QAF2, QAF2N, BAF2, QFGA2, QFGA2N, BFGA2, QTA, QTAN	1	15-20	120
			BAF, QAF, QAFN	2	15-20	120/240
			QP, BQ, BL	1	15-70	120/240
				2	15-125	120/240
			200	QNH, QNRH (2P)		QPF, BLF, BQF, QE, BE, BLE, QPF2, BLF2, QPF2N, QE2, BLE2
QPF, BLF, QE, BE, BLE	2	15-60				120/240
QT	1, 2	15-50				120/240
QP, BQ, BL	1	15-70				120/240
	2	15-125				120/240
QE, BE, BLE, QE2, BLE2, QPF, BQF, BLF QPF2, QPF2N, BLF2	1	15-30				120
QE, BE, BLE, QPF, BLF	2	15-60				120/240
BAF, QAF, QAF2, QAF2N, BAF2, QFGA2, QFGA2N, BFGA2, QTA, QTAN	1	15-20				120
BAF, QAF, QAFN	2	15-20				120/240
QP, BQ, BL	1	15-70				120/240
	2	15-125				120/240
225	QJH2 (2,3P)					QPF, BLF, BQF, QE, BE, BLE, QPF2, BLF2, QPF2N, QE2, BLE2
			QPF, BLF, QE, BE, BLE	2	15-60	120/240
			QT	1, 2	15-50	120/240
			QP, BQ, BL	1	15-70	120/240
				2	15-125	120/240
			QP, BQ, BL	1	15-70	120/240
				2	15-125	240
				3	60-100	240
			QPH, BQF, BLF, BG, BLG, QE, BE, BLE, QPF2, BLF2	1	15-30	120
			QPF, BLF, BG, BLG, QE, BE, BLE	2	15-60	120/240
			BAF, QAF, QAF2, BAF2	1	15-20	120
			BAF, QAF	2	15-20	120/240
QT	1, 2	15, 20, 40	120/240			
QR2	2, 3	100-225	240			

240V Breaker Series Ratings (continued)

Series Rating kAIR	Main Breaker		Branch Breaker			
	Type	Max. Amperes	Type	Number of Poles	Voltage	Amperes
22,000	EQ869# (2P)		BT	1	15-20	120/240
			QAF, BAF, QAF2, BAF2, QAF2N, QFGA2, BFGA2, QFGA2N, QTA, QTAN	1	15-20	120
			QAF, BAF, QAFN	2	15-20	120/240
			QPF, BLF, BQF, QE, BE, BLE, QPF2, BLF2, QPF2N, QE2, BLE2	1	15-30	120
			QG, BG, BLG	1, 2	15-30	120/240
			QPF, BLF, QE, BE, BLE	2	15-60	120/240
			QT	1, 2	15-50	120/240
			QP, BQ, BL	1	15-70	120/240
				2	15-125	120/240
			BT	1	15-20	120/240
			BT	1	15-20	120/240
			225	EQ998# (2P)		QAF, BAF, QAF2, BAF2, QAF2N, QFGA2, BFGA2, QFGA2N, QTA, QTAN
QAF, BAF, QAFN	2	15-20				120/240
QPF, BLF, BQF, QE, BE, BLE, QPF2, BLF2, QPF2N, QE2, BLE2	1	15-30				120
QG, BG, BLG	1, 2	15-30				120/240
QPF, BLF, QE, BE, BLE	2	15-60				120/240
QT	1, 2	15-50				120/240
QP, BQ, BL	1	15-70				120/240
	2	15-125				120/240
BT	1	15-20				120/240
QAF, BAF, QAF2, BAF2, QAF2N, QFGA2, BFGA2, QFGA2N, QTA, QTAN	1	15-20				120
QAF, BAF, QAFN	2	15-20				120/240
22,000	QPPH (2P)					QPF, BLF, BQF, QE, BE, BLE, QPF2, BLF2, QPF2N, QE2, BLE2
			QPF, BLF, QE, BE, BLE	2	15-60	120/240
			QT	1, 2	15-50	120/240
			QP, BQ, BL	1	15-70	120/240
				2	15-125	120/240
			QE, BE, BLE, QE2, BLE2, QPF, BQF, BLF QPF2, QPF2N, BLF2	1	15-30	120
			QE, BE, BLE, QPF, BLF	2	15-60	120/240
			BAF, QAF, QAF2, QAF2N, BAF2, QFGA2, QFGA2N, BFGA2, QTA, QTAN	1	15-20	120
			BAF, QAF, QAFN	2	15-20	120/240
			QPP	2	125-225	120/240
			QT	1, 2	15-50	120/240
			QP, BQ, BL	1	15-70	120/240
	2	15-125	120/240			
250	QRH2 (2,3P)		EQ948#	2	125-200	120/240
			QP, BQ, BL	1	15-70	120/240
				2	15-125	120/240
			QE, BE, BLE, QE2, BLE2, QPF, BQF, BLF QPF2, QPF2N, BLF2	1	15-30	120
			QE, BE, BLE, QPF, BLF	2	15-60	120/240
			BAF, QAF, QAF2, QAF2N, BAF2, QFGA2, QFGA2N, BFGA2, QTA, QTAN	1	15-20	120
			BAF, QAF, QAFN	2	15-20	120/240
			QPP	2	125-225	120/240
			QT	1, 2	15-50	120/240
			BT	1	15-20	120/240
			QP, BQ, BL	1	15-70	120/240
				2	15-125	240
	3	15-100	240			
QG, BG, BLG	1	15-30	120			
	2	15-30	120/240			
QE, BE, BLE, QE2, BLE2, QPF, BQF, BLF QPF2, BLF2, QPF2N	1	15-30	120			
BT	1	15-20	120/240			
BAF, QAF, QAF2, QAF2N, BAF2, QFGA2, QFGA2N, BFGA2, QTA, QTAN	1	15-20	120			
BAF, QAF, QAFN	2	15-20	120/240			
QT	1, 2	15-50	120/240			
QPF, BLF, QE, BLE	2	15-60	120/240			
QN, QNR	2	150-200	120/240			
QS	2	100-225	120/240			
QR2	2	100-225	120/240			
EQ948#	2	125-225	120/240			

7 MOLDED CASE CIRCUIT BREAKERS

Molded Case Circuit Breakers

Series Connected Short Circuit Ratings

General

240V Breaker Series Ratings (continued)

Series Rating kAIR	Main Breaker		Branch Breaker				
	Type	Max. Amperes	Type	Number of Poles	Voltage	Amperes	
42,000	225	QJ2H (2,3P)	QP, BQ, BL	1 2 3	15-70 15-125 60-100	120/240 120/240 240	
			QPH, BQH, BLH	1 2 3	15-70 15-125 15-100	120/240 120/240 240	
			QR2, QRH2	2, 3	100-225	240	
			QJH2	2, 3	60-225	240	
			OPF2N, QE2, BLE2	1	15-30	120	
			QAF2N, QFGA2N, QTA, QTAN	1	15-20	120	
		QSHH (2P)	QAFN	2	15-20	120/240	
			BT, BTH	1	15-20	120/240	
			QP, BQ, BL, QPH, BQH, BLH	1 2 3	15-70 15-125 15-100	120/240 240 240	
			QPF, BLF, BOF, QE, BE, BLE, QPHF, BLHF, BOHF, QEH, BLEH, QPF2, QPF2N, BLF2, QPHF2, BLHF2, QE2, QEH2, BLE2, BLEH2	1	15-30	120	
70 (1P) 125 (2P) 100 (3P)	HQP, HBO, HBL	QEH, BLEH, QE, QPHF, BLHF, BLE, QPF, BLF	2	15-60	120/240		
		QT	1, 2	15-50	120/240		
		BT, BTH	1	15-20	120/240		
		QG, BG, BLG	1, 2	15-30	120/240		
		BAF, QAF, BOAF, QAF2, QAF2N, BAF2, QAFH2, BAFH2, QFGA2, QFGA2N, BFGA2, QFGAH2, BFGAH2, QTA, QTAN	1	15-20	120		
		QAF, BAF, QAFN	2	15-20	120/240		
		EQ967#	2	100-125	120/240		
		125 (2P)	HQP, HBO, HBL	EQ967#	2	100-125	120/240
		100 (1P) 125 (2, 3P)	ED4 [100 (1P)] ED4, ED6 [125 (2, 3P)]	QP, BQ, BL, QPH, BQH, BLH	1 2 3	15-70 15-125 15-100	120/240 240 240
				QPF, BLF, BOF, QE, BE, BLE, QPHF, BLHF, BOHF, QEH, BLEH, QPF2, QPF2N, BLF2, QPHF2, BLHF2, QE2, QEH2, BLE2, BLEH2	1	15-30	120
QEH, BLEH, QE, QPHF, BLHF, BLE, QPF, BLF	2			15-60	120/240		
QAF2, QAF2N, BAF2, BAF, QAF, BOAF, QAFH2, BAFH2, QAFH, BOAFH, BAFH, QFGA2, QFGA2N, BFGA2, QFGAH2, BFGAH2, QTA, QTAN	1			15-20	120		
QAF, QAFN, BAF, QAFH, BAFH	2			15-20	120/240		
ED2	1, 2, 3			15-100	120/240		
QT	1, 2			15-50	120/240		
BT, BTH	1			15-20	120/240		
125	SEAS, SEAB (3VA) (2,3P)			QPH, BLH, BQH	1 2 3	15-70 15-125 15-100	120/240 240 240
				QAF2, QAF2N, BAF2, QAFH2, BAFH2, QFGA2, BFGA2, QFGAH2, QFGA2N, BFGAH2, QTA, QTAN	1	15-20	120
		QPF2, QPF2N, BLF2, BLHF2, HOPF2, HBLF2, QE2, QEH2, BLE2, BLEH2	1	15-30	120		
		QP, BQ, BL, QPH, BQH, BLH	1 2	15-70 15-125	120/240 120/240		
		QPF, BLF, QPHF, BLHF, QE, BLE, QEH, BLEH	2	15-60	120/240		
	SEAB (3VA) (2,3P)	BT, BTH	1	15-20	120/240		
		QP, BQ, BL, QPH, BQH, BLH	1 2	15-70 15-125	120/240 120/240		
		QPF, BLF, QPHF, BLHF, QE, BLE, QEH, BLEH	2	15-60	120/240		
		BT, BTH	1	15-20	120/240		
		NDGB (2P,3P)	QP, BQH, BLH	1 2 3	15-70 15-125 15-100	120/240 240 240	
200	HQ, HQR (2P)	QPF2N, QE2, BLE2, BLE2, BLEH2	1	15-30	120		
		QAF2N, QFGA2N, QTA, QTAN	1	15-20	120		
		QAFN	2	15-20	120/240		
		BT, BTH	1	15-20	120/240		
		EQ868#	2	100	120/240		
		EQ967#	2	100-125	120/240		
EQ869#, EQ968#	2	150-200	120/240				

240V Breaker Series Ratings (continued)

Series Rating kAIR	Main Breaker		Branch Breaker				
	Type	Max. Amperes	Type	Number of Poles	Voltage	Amperes	
65,000	225	HQP (2P)	QP, BQ, BL, QPH, BQH, BLH	1 2	15-70 15-125	120/240 120/240	
			QPF, BOF, BLF, QPHF, BOHF, BLHF, QEH, BLEH, QE, BLE, BE, BLF2, QPF2, QPF2N, QFGA2, BFGA2	1	15-30	120/240	
			QPF, BLF, QPHF, BLHF, QE, BLE, QEH, BLEH	2	15-60	120/240	
			BAF, QAF, BOAF, QAF2, QAF2N, BAF2, QAFH2, BAFH2, QFGA2, QFGA2N, BFGA2, QFGAH2, BFGAH2	1	15-20	120	
			QAF, QAFN, BAF, QAFH, BAFH	2	15-20	120/240	
			QT	1, 2	15-40	120	
			OPPH, QPP	2	125-225	120/240	
			HQS (2P)	QPF2N, QE2, BLE2, QEH2, BLEH2	1	15-30	120
				QAF2N, QFGA2N, QTA, QTAN	1	15-20	120
				QAFN	2	15-20	120/240
BT, BTH	1	15-20		120/240			
250	FD6-A, FXD6-A (2,3P)	QP, BQ, BL, QPH, BQH, BLH	1 2 3	15-70 15-125 15-100	120/240 240 240		
		QPF, QPHF, BLF, BLHF	2	15-60	120/240		
		QPF2, QPF2N, BLF2, BLHF2, QPF2N, QE2, BLE2, QEH2, BLEH2	1	15-30	120/240		
		QAF, BAF, QAF2, QAF2N, BAF2, BOAF, QAFH2, BAFH2, QAFH, BOAFH, BAFH, QFGA2, QFGA2N, BFGA2, QFGAH2, BFGAH2, QTA, QTAN	1	15-20	120		
		QAF, QAFN, BAF, QAFH, BAFH	2	15-20	120/240		
		BT, BTH	1	15-20	120/240		
		QR2, QRH2	2, 3	100-225	240		
		QJ2H, QJ2, QJH2	2, 3	60-225	240		
		OPPH	2	125-225	120/240		
		EQ868#	2	100-125	120/240		
EQ869#	2	150-225	120/240				
400	JXD2-A, JD6-A, JXD6-A (2,3P)	QPH, BQH, BLH	1 2 3	15-70 15-125 15-100	120/240 240 240		
		QPF, QPHF, BLF, BLHF	2	15-60	120/240		
		QR2, QRH2	2, 3	100-250	240		
		QJ2H, QJH2	2, 3	60-225	240		
		BT, BTH	1	15-20	120/240		
		HQR2 (2,3P)	QP, BQ, BL	1 2 3	15-70 15-125 15-100	120/240 240 240	
			QT	1, 2	15-50	120/240	
			BT, BTH	1	15-20	120/240	
			QAF, BAF, QAF2, QAF2N, BAF2, QFGA2, QFGA2N, BFGA2, QFGAH2, BFGAH2, QAFH2, BAFH2, QAFH, BAFH, QTA, QTAN	1	15-20	120	
			QAF, BAF, QAFN	2	15-20	120/240	
NFGB (2,3P)	QPF2, QPF2N, BLF2, QPF, BOF, BLF, QE, BLE, BE, QPHF, BLHF, QPHF2, BLHF2, QEH, BLEH, QE2, QEH2, BLE2, BLEH2	2	15-60	120/240			
	QPH, BQH, BLH	1 2 3	15-70 15-125 15-100	120/240 240 240			
	QAFH, BAFH	2	15-20	120/240			
	QEH, BLEH, QPHF, BLHF	2	15-60	120/240			
	QN, QNH, QNR, QNRH	2	150-200	120/240			
QS, QSH, QSHH	2	100-225	120/240				
QR2, QRH2	2, 3	100-250	240				
250	NFGB (2,3P)	QPH, BQH, BLH	1 2 3	15-70 15-125 15-100	120/240 240 240		
		QR2, QRH2	2, 3	100-250	240		
		QP, BQ, BL	1 2 3	15-70 15-125 15-100	120/240 240 240		
		QT	1, 2	15-50	120/240		
		BT, BTH	1	15-20	120/240		
400	JXD2-A, JD6-A, JXD6-A (2,3P)	QAF, BAF, QAF2, QAF2N, BAF2, QFGA2, QFGA2N, BFGA2, QFGAH2, BFGAH2, QAFH2, BAFH2, QAFH, BAFH, QTA, QTAN	1	15-20	120		
		QPF2, QPF2N, BLF2, QPF, BOF, BLF, QE, BLE, BE, QPHF, BLHF, QPHF2, BLHF2, QEH, BLEH, QE2, QEH2, BLE2, BLEH2	2	15-60	120/240		
		QPH, BQH, BLH	1 2 3	15-70 15-125 15-100	120/240 240 240		
		QAFH, BAFH	2	15-20	120/240		
		QEH, BLEH, QPHF, BLHF	2	15-60	120/240		
QN, QNH, QNR, QNRH	2	150-200	120/240				
QS, QSH, QSHH	2	100-225	120/240				
QR2, QRH2	2, 3	100-250	240				
400	JXD2-A, JD6-A, JXD6-A (2,3P)	QP, BQ, BL, QPH, BQH, BLH	1 2 3	15-70 15-125 15-100	120/240 240 240		
		QAF2, QAF2N, BAF2, QAFH2, BAFH2, QFGA2, BFGA2, QFGAH2, QFGA2N, BFGAH2, QTA, QTAN	1	15-20	120		
		QPF2, QPF2N, BLF2, QPHF2, BLHF2, QE2, BLE2, QEH2, BLEH2	1	15-30	120		
		QR2, QRH2	2, 3	100-250	240		
		QJ2H, QJH2	2, 3	60-225	240		
BT, BTH	1	15-20	120/240				

Molded Case Circuit Breakers

Series Connected Short Circuit Ratings

General

240V Breaker Series Ratings (continued)

Series Rating kAIR	Main Breaker		Branch Breaker			
	Type	Max. Amperes	Type	Number of Poles	Voltage	Amperes
65,000	400	NJGA, NJJA (2,3P)	QPH, BQH, BLH	1	15-70	120/240
				2	15-125	120/240
				3	15-100	240
			QR2, QRH2	2, 3	100-250	240
			QN, QNH	2	150-200	120/240
			QNR, QNRH	2	150-200	120/240
		BT, BTH	1	15-20	120/240	
		HJGA (2,3P)	BT, BTH	1	15-20	120/240
		SJD6-B (2,3P)	QPH, BQH, BLH	1	15-70	120/240
				2	15-125	120/240
				3	15-100	240
			QAF2, QAF2N, BAF2, QAFH2, BAFH2, QFGA2, BFGA2, QFGAH2, QFGA2N, BFGAH2, QTA, QTAN	1	15-20	120
	BT, BTH		1	15-20	120/240	
	QPF2, QPF2N, BLF2, QPHF2, BLHF2, QE2, BLE2, QEH2, BLEH2		1	15-30	120	
	QS, QSH, QSHH	2	100-225	120/240		
	QR2, QRH2	2, 3	100-250	240		
	HJD6-A*, HJXD6* (2,3P)	QPH, BQH, BLH	1	15-70	120/240	
			2	15-125	120/240	
			3	15-100	240	
		QAF2, QAF2N, BAF2, QAFH2, BAFH2, QFGA2, BFGA2, QFGAH2, QFGA2N, BFGAH2, QTA, QTAN	1	15-20	120	
		QPF2, QPF2N, BLF2, QPHF2, BLHF2, QE2, BLE2, QEH2, BLEH2	1	15-30	120	
	600	LD6-A, LXD6-A (2,3P)	QPH, BQH, BLH	1	15-70	120/240
				2	15-125	120/240
			3	15-100	240	
QR2, QRH2			2, 3	100-250	240	
QAF2, QAF2N, BAF2, QAFH2, BAFH2, QFGA2, QFGA2N, BFGA2, QFGAH2, BFGAH2, QTA, QTAN			1	15-20	120	
QPF2, QPF2N, BLF2, QPHF2, BLHF2, QE2, BLE2, QEH2, BLEH2			1	15-30	120	
QJ2H, QJH2		2, 3	60-225	240		
NLGB (2,3P)		QPH, BQH, BLH	1	15-70	120/240	
			2	15-125	120/240	
			3	15-100	240	
		QR2, QRH2	2, 3	100-250	240	
		QAF2, QAF2N, BAF2, QAFH2, BAFH2, QFGA2, QFGA2N, BFGA2, QFGAH2, BFGAH2, QTA, QTAN	1	15-20	120	
	QPF2, QPF2N, BLF2, QPHF2, BLHF2, QE2, BLE2, QEH2, BLEH2	1	15-30	120		
QN, QNH	2	150-200	120/240			
QNR, QNRH	2	150-200	120/240			
SLD6-B (2,3P)	QPH, BQH, BLH	1	15-70	120/240		
		2	15-125	120/240		
		3	15-100	240		
	QAF2, QAF2N, BAF2, QAFH2, BAFH2, QFGA2, QFGA2N, BFGA2, QFGAH2, BFGAH2, QTA, QTAN	1	15-20	120		
	QPF2, QPF2N, BLF2, QPHF2, BLHF2, QE2, BLE2, QEH2, BLEH2	1	15-30	120		
	QS, QSH, QSHH	2	100-225	120/240		
QR2, QRH2	2, 3	100-250	240			
HLD6-A*, HLXD6-A* (2,3P)	QPH	1	15-70	120/240		
		2	15-125	120/240		
		3	15-100	240		
	QAF2, QAF2N, BAF2, QAFH2, BAFH2, QFGA2, QFGA2N, BFGA2, QFGAH2, BFGAH2, QTA, QTAN	1	15-20	120		
	QPF2, QPF2N, BLF2, QPHF2, BLHF2, QE2, BLE2, QEH2, BLEH2	1	15-30	120		
800	MD6, MXD6 (2,3P)	QPH, BQH, BLH	1	15-70	120/240	
			2	15-125	120/240	
			3	15-100	240	
		QAF2, QAF2N, BAF2, QAFH2, BAFH2, QFGA2, QFGA2N, BFGA2, QFGAH2, BFGAH2, QTA, QTAN	1	15-20	120	
		QPF2, QPF2N, BLF2, QPHF2, BLHF2, QE2, BLE2, QEH2, BLEH2	1	15-30	120	
		QR2, QRH2	2, 3	100-250	240	

240V Breaker Series Ratings (continued)

Series Rating kAIR	Main Breaker		Branch Breaker			
	Type	Max. Amperes	Type	Number of Poles	Voltage	Amperes
65,000	800	NMG, HMG (2,3P)	QPH, BQH, BLH	1	15-70	120/240
				2	15-125	120/240
				3	15-100	240
			QAF2, QAF2N, BAF2, QAFH2, BAFH2, QFGA2, QFGA2N, BFGA2, QFGAH2, BFGAH2, QTA, QTAN	1	15-20	120
			QPF2, QPF2N, BLF2, QPHF2, BLHF2, QE2, BLE2, QEH2, BLEH2	1	15-30	120
			QR2, QRH2	2, 3	100-250	240
		QN, QNH	2	150-200	120/240	
		QNR, QNRH	2	150-200	120/240	
		SMD6-B (3P)	QPH, BQH, BLH	1	15-70	120/240
				2	15-125	120/240
				3	15-100	240
			QAF2, QAF2N, BAF2, QAFH2, BAFH2, QFGA2, QFGA2N, BFGA2, QFGAH2, BFGAH2, QTA, QTAN	1	15-20	120
	QPF2, QPF2N, BLF2, QPHF2, BLHF2, QE2, BLE2, QEH2, BLEH2		1	15-30	120	
	QS, QSH, QSHH		2	100-225	120/240	
	QR2, QRH2	2, 3	100-250	240		
	HMXD6*, HMD6* (2,3P)	QPH	1	15-70	120/240	
			2	15-125	120/240	
			3	15-100	240	
		QAF2, QAF2N, BAF2, QAFH2, BAFH2, QFGA2, QFGA2N, BFGA2, QFGAH2, BFGAH2, QTA, QTAN	1	15-20	120	
		QPF2, QPF2N, BLF2, QPHF2, BLHF2, QE2, BLE2, QEH2, BLEH2	1	15-30	120	
	1200	ND6, NXD (2,3P)	QPH, BQH, BLH	1	15-70	120/240
				2	15-125	120/240
				3	15-100	240
QAF2, QAF2N, BAF2, QAFH2, BAFH2, QFGA2, QFGA2N, BFGA2, QFGAH2, BFGAH2, QTA, QTAN			1	15-20	120	
QPF2, QPF2N, BLF2, QPHF2, BLHF2, QE2, BLE2, QEH2, BLEH2			1	15-30	120	
QR2, QRH2			2, 3	100-250	240	
NNG, HNG (2,3P)		QPH, BQH, BLH	1	15-70	120/240	
			2	15-125	120/240	
			3	15-100	240	
		QAF2, QAF2N, BAF2, QAFH2, BAFH2, QFGA2, QFGA2N, BFGA2, QFGAH2, BFGAH2, QTA, QTAN	1	15-20	120	
		QPF2, BLF2, QPHF2, BLHF2, QPF2N, QE2, BLE2, QEH2, BLEH2	1	15-30	120	
		QR2, QRH2	2, 3	100-250	240	
QN, QNH	2	150-200	120/240			
QNR, QNRH	2	150-200	120/240			
SND6-B (3P)	QPH, BQH, BLH	1	15-70	120/240		
		2	15-125	120/240		
		3	15-100	240		
	QAF2, QAF2N, BAF2, QAFH2, BAFH2, QFGA2, QFGA2N, BFGA2, QFGAH2, BFGAH2, QTA, QTAN	1	15-20	120		
	QPF2, BLF2, QPHF2, BLHF2, QPF2N, QE2, BLE2, QEH2, BLEH2	1	15-30	120		
	QN, QNR, QNH, QNRH	2	150-200	120/240		
QS, QSH, QSHH	2	100-225	120/240			
QR2, QRH2	2, 3	100-250	240			
SHND6-B (3P)	QAF2N, QFGA2N, QTA, QTAN	1	15-20	120		
	QPF2N, QE2, BLE2, QEH2, BLEH2	1	15-30	120		
	QPH	1	15-70	120/240		
		2	15-125	120/240		
		3	15-100	240		
	QAF2, QAF2N, BAF2, QAFH2, BAFH2, QFGA2, QFGA2N, BFGA2, QFGAH2, BFGAH2, QTA, QTAN	1	15-20	120		
QPF2, QPF2N, BLF2, QPHF2, BLHF2, QE2, BLE2, QEH2, BLEH2	1	15-30	120			

MOLDED CASE CIRCUIT BREAKERS

Molded Case Circuit Breakers

Series Connected Short Circuit Ratings

General

240V Breaker Series Ratings (continued)

Series Rating kAIR	Main Breaker		Branch Breaker							
	Type	Max. Amperes	Type	Number of Poles	Voltage	Amperes				
65,000	1200	MNAS*, MNAE* (3VA) (2,3P)	QPH, BQH, BLH	1	15-70	120/240				
				2	15-125	120/240				
				3	15-100	240				
			QAF2, QAF2N, BAF2, QAFH2, BAFH2, QFGA2, QFGA2N, BFGA2, QFGAH2, BFGAH2, QTA, QTAN	1	15-20	120				
				QPF2, QPF2N, BLF2, QPHF2, BLHF2, QE2, BLE2, QEH2, BLEH2	1	15-30	120			
					2	150-200	120/240			
					2	100-225	120/240			
				2, 3	100-250	240				
				QN, QNR, QNH, QNRH	2	150-200	120/240			
			2		100-225	120/240				
			2, 3		100-250	240				
			HNAS*, HNAE* (3VA) (2,3P)	QPH, BQH, BLH	1	15-70	120/240			
	2	15-125			120/240					
	3	15-100			240					
	QAF2, QAF2N, BAF2, QAFH2, BAFH2, QFGA2, QFGA2N, BFGA2, QFGAH2, BFGAH2, QTA, QTAN	1		15-20	120					
		QPF2, QPF2N, BLF2, QPHF2, BLHF2, QE2, BLE2, QEH2, BLEH2		1	15-30	120				
				2	150-200	120/240				
				2	100-225	120/240				
		2, 3		100-250	240					
		QN, QNR, QNH, QNRH		2	150-200	120/240				
	2			100-225	120/240					
	2, 3			100-250	240					
	1600	PD6, PXD6, SPD6, SPD6-B (2,3P)		QPH, BQH, BLH	1	15-70	120/240			
			2		15-125	120/240				
3			15-100		240					
QN, QNR, QNH, QNRH			2	150-200	120/240					
			2	100-225	120/240					
			2, 3	100-250	240					
HPD6*, HPXD6* (2,3P)		QPH	1	15-70	120/240					
			2	15-125	120/240					
		NPG (2,3P)	QPH, BQH, BLH	1	15-70	120/240				
2				15-125	120/240					
3				15-100	240					
MPAS*, MPAE* (3VA) (2,3P)		QPH, BQH, BLH	1	15-70	120/240					
	2		15-125	120/240						
	3		15-100	240						
	QN, QNR, QNH, QNRH	2	150-200	120/240						
		2	100-225	120/240						
		2, 3	100-250	240						
HPAS*, HPAE* (3VA) (2,3P)	QPH, BQH, BLH	1	15-70	120/240						
		2	15-125	120/240						
		3	15-100	240						
	QS, QSH, QSHH	2	100-225	120/240						
		RD6, RXD6 (2,3P)	QPH, BQH, BLH	1	15-70	120/240				
				2	15-125	120/240				
3	15-100			240						
QR2, QRH2	2, 3		100-250	240						
	HRD6*, HRXD6* (2,3P)		QPH	1	15-70	120/240				
				2	15-125	120/240				
3		15-100		240						
2000	MRAS*, MRAE* (3VA) (2,3P)	QPH, BQH, BLH	1	15-70	120/240					
			2	15-125	120/240					
			3	15-100	240					
		QN, QNR, QNH, QNRH	2	150-200	120/240					
			2	100-225	120/240					
			2, 3	100-250	240					
	HRAS*, HRAE* (3VA) (2,3P)	QPH, BQH, BLH	1	15-70	120/240					
			2	15-125	120/240					
			3	15-100	240					
		QS, QSH, QSHH	2	100-225	120/240					
			85,000	125	MEAS, MEAB (3VA) (2,3P)	QAF2, QAF2N, BAF2, QAFH2, BAFH2, HQAF2, HBAF2, QFGA2, QFGA2N, BFGA2, QFGAH2, BFGAH2, HQFGA2, HBFGA2, QTA, QTAN	1	15-20	120	
							QPF2, BLF2, QPHF2, BLHF2, HQPF2, HBLF2, QPF2N, QE2, BLE2, QEH2, BLEH2	1	15-30	120
1	15-100	120								
2, 3	15-125	240								
1,2,3	15-125	120/240								
SEAS, SEAB (3VA)	1	15-70					120/240			
	2	15-125				120/240				
	2	15-60				120/240				
	MEAB (3VA) (2,3P)	QP, BQ, BL, QPH, BQH, BLH				1	15-70	120/240		
						2	15-125	120/240		
						2	15-60	120/240		
QPF, BLF, QPHF, BLHF, QE, BLE, QEH, BLEH	1	15-20				120/240				
	85,000	125	MLAS (3VA) (2,3P)	QAF2, QAF2N, BAF2, QAFH2, BAFH2, HQAF2, HBAF2, QFGA2, QFGA2N, BFGA2, QFGAH2, BFGAH2, HQFGA2, HBFGA2, QTA, QTAN	1	15-20	120			
					QPF2, BLF2, QPHF2, BLHF2, HQPF2, HBLF2, QE2, BLE2, QEH2, BLEH2	1	15-30	120		
1						15-70	120/240			
2						15-125	240			
3					15-100	240				
SEAS, SEAB (3VA)					1,2,3	15-125	120/240			
				BT, BTH	QP, BQ, BL, QPH, BQH, BLH	1	15-70	120/240		
						2	15-125	120/240		
						3	15-100	240		
				QPF, BLF, QPHF, BLHF, QE, BLE, QEH, BLEH	1	15-60	120/240			
					85,000	125	MLAS (3VA) (2,3P)	QAF2, QAF2N, BAF2, QAFH2, BAFH2, HQAF2, HBAF2, QFGA2, QFGA2N, BFGA2, QFGAH2, BFGAH2, HQFGA2, HBFGA2, QTA, QTAN	1	15-20
QPF2, BLF2, QPHF2, BLHF2, HQPF2, HBLF2, QE2, BLE2, QEH2, BLEH2									1	15-30
	1	15-70	120/240							
	2	15-125	240							
3	15-100	240								
SEAS, SEAB (3VA)	1,2,3	15-125	120/240							
	BT, BTH	QP, BQ, BL, QPH, BQH, BLH	1	15-70				120/240		
			2	15-125				120/240		
			3	15-100				240		
	QPF, BLF, QPHF, BLHF, QE, BLE, QEH, BLEH	1	15-60	120/240						

240V Breaker Series Ratings (continued)

Series Rating kAIR	Main Breaker		Branch Breaker										
	Type	Max. Amperes	Type	Number of Poles	Voltage	Amperes							
85,000	250	MFAS (3VA) (2,3P)	QAF2, QAF2N, BAF2, QAFH2, BAFH2, HQAF2, HBAF2, QFGA2, QFGA2N, BFGA2, QFGAH2, BFGAH2, HQFGA2, HBFGA2, QTA, QTAN	1	15-20	120							
							QAF, BAF, QAFN, QAFH, BAFH	2	15-20	120/240			
								QT	1, 2	15-50	120/240		
							QPF2, BLF2, QPHF2, BLHF2, QPF2N, HQPF2, HBLF2, QE2, BLE2, QEH2, BLEH2	1	15-30	120			
								QPF, BLF, QE, BLE, QPHF, BLHF, QEH, BLEH	2	15-60	120/240		
									QP, BL, BQ, QPH, BLH, BQH, HQP, HBL, HBQ	1	15-70	120/240	
			2	15-125	240								
			3	15-100	240								
			2	150-200	120/240								
			2	100-125	120/240								
			2	125-225	120/240								
			EQ868#	2	100-225	120/240							
				2	125-225	120/240							
				2	150-225	120/240							
				2	125-225	120/240							
				2	100-225	120/240							
				2, 3	100-250	240							
				1,2,3	15-125	120/240							
				1,2,3	15-100	120/240							
				1	15-100	120							
				2, 3	15-125	240							
				2, 3	70-250	240							
				2, 3	50-150	240							
			2, 3	100-250	240								
	1,2,3	15-125	120/240										
	400	MJAS (3VA) (2,3P)	QAF2, QAF2N, BAF2, QAFH2, BAFH2, HQAF2, HBAF2, QFGA2, QFGA2N, BFGA2, QFGAH2, BFGAH2, HQFGA2, HBFGA2, QTA, QTAN	1	15-20	120							
							QPF2, BLF2, QPHF2, BLHF2, HQPF2, HBLF2, QE2, BLE2, QEH2, BLEH2	1	15-30	120			
								QPH, BLH, BQH, HQP, HBL, HBQ	1	15-70	120/240		
									2	15-125	240		
							3	15-100	240				
							1	15-20	120/240				
			1, 2	15-50	120/240								
			2	150-200	120/240								
			2	100-225	120/240								
			2, 3	100-250	240								
			1	15-100	120								
			2, 3	15-125	240								
			2, 3	70-250	240								
			2, 3	200-400	240								
			2, 3	50-150	240								
			2, 3	100-250	240								
			2,3	250-400	240								
			1,2,3	15-125	120/240								
			600	MLAS (3VA) (2,3P)	QAF2, QAF2N, BAF2, QAFH2, BAFH2, HQAF2, HBAF2, QFGA2, QFGA2N, BFGA2, QFGAH2, BFGAH2, HQFGA2, HBFGA2, QTA, QTAN	1	15-20	120					
									QPF2, BLF2, QPHF2, BLHF2, HQPF2, HBLF2, QE2, BLE2, QEH2, BLEH2	1	15-30	120	
										QPH, BLH, BQH, HQP, HBL, HBQ	1	15-70	120/240
											2	15-125	240
									3	15-100	240		
1									15-20	120/240			
1, 2	15-50	120/240											
2	100-225	120/240											
2, 3	100-250	240											
1	15-100	120											
2, 3	15-125	240											
2, 3	70-250	240											
2, 3	200-400	240											
2, 3	250-600	240											
2, 3	450-600	240											
3	450-600	240											
2, 3	50-150	240											
2, 3	100-250	240											
2, 3	250-400	240											
2, 3	400-600	240											
1,2,3	15-125	120/240											

Molded Case Circuit Breakers

Series Connected Short Circuit Ratings

General

240V Breaker Series Ratings (continued)

Series Rating kAIR	Main Breaker		Branch Breaker				
	Type	Max. Amperes	Type	Number of Poles	Voltage	Amperes	
85,000	800	MMAS (3VA) (2,3P)	QAF2, BAF2, QAF2N, QAFH2, BAFH2, HQAF2, HBAF2, QFGA2, BFGAH2, QFGAH2, BFGAH2, HQFGA2, HBFGA2, QFGA2N, QTA, QTAN	1	15-20	120	
			QPF2, BLF2, QPHF2, BLHF2, QPF2N, HQPF2, HBLF2, HQFGA2, HBFGA2, QE2, BLE2, QEH2, BLEH2	1	15-30	120	
			QS, QSH, QSHH	2	100-225	120/240	
			QR2, QRH2, HQR2	2, 3	100-250	240	
			ED4, ED6	2, 3	15-125	240	
			FD6-A, FXD6-A	2, 3	70-250	240	
			JXD2-A, JD6-A, JXD6-A	2, 3	200-400	240	
			LD6-A	2, 3	250-600	240	
			LXD6-A	2, 3	400-600	240	
			MD6, MXD6	2,3	500-800	240	
			NDGB	2, 3	50-150	240	
			NFGB	2, 3	100-250	240	
			NJGA, NJJA	2, 3	250-400	240	
			NLGB	2, 3	400-600	240	
			NMG	2,3	600-800	240	
			SEAB, MEAB (3VA)	1,2,3	15-125	120/240	
			1200	MNAS, MNAE (3VA) (2,3P)	SEAS, SEAB (3VA)	1,2,3	15-125
	1600	MPAS, MPAE (3VA) (2,3P)	SEAS, SEAB (3VA)	1,2,3	15-125	120/240	
	2000	MRAS, MRAE (3VA) (2,3P)	SEAS, SEAB (3VA)	1,2,3	15-125	120/240	
	100,000	100	HED4 (1P)	ED2, ED4	1	15-100	120
125		HQPH (2P)	QAF2N, QFGA2N, QTA, QTAN	1	15-20	120	
			QAFN	2	15-20	120/240	
			QPF2N, QE2, BLE2, QEH2, BLEH2	1	15-30	120	
		HED4, HED6 (2,3P)	QP, BQ, BL, QPH, BQH, BLH, HQP, HBQ, HBL	1 2 3	15-70 15-125 15-100	120/240 240 240	
			QAF2, QAF2N, BAF2, QAF, BOAF, BAF, QAFH2, BAFH2, HQAF2, HBAF2, QAFH, BOAFH, BAFH, QFGA2, QFGA2N, BFGA2, HQFGA2, HBFGA2, QFGAH2, BFGAH2, QTA, QTAN	1	15-20	120	
			QAF, BAF, QAFH, BAFH, QAFN	2	15-20	120/240	
			QE, BE, QEH, BLE, BLEH, QE2, BLE2, QEH2, BLEH2, QPHF, BQHF, BLHF, QPF, BLF, BOF, QPF2, BLF2, QPHF2, QPF2N, BLHF2, HQPF2, HBLF2	1	15-30	120	
			QT	1, 2	15-50	120/240	
			BT, BTH	1	15-20	120/240	
			QEH, BLEH, QPHF, QE, BLHF, QPF, BLF, BLE	2	15-60	120/240	
			ED2	1,2,3	15-100	120/240	
			ED4	1	15-100	120	
			ED4, ED6	2, 3	15-125	240	
			SEAS, MEAS, SEAB, MEAB (3VA)	1,2,3	15-125	120/240	
			NGB, HGB, LGB (1P, 2P, 3P)	QAF2, QAF2N, BAF2, QAF, BOAF, BAF, QAFH2, BAFH2, HQAF2, HBAF2, QAFH, BOAFH, BAFH, QFGA2, QFGA2N, BFGA2, HQFGA2, HBFGA2, QFGAH2, BFGAH2, QTA, QTAN	1	15-20	120
				QAF, QAFN, BAF, QAFH, BAFH	2	15-20	120/240
				QPF, BOF, BLF, QPHF, BQHF, BLHF, QPF2, BLF2, QPHF2, BLHF2, HQPF2, HBLF2, QPF2N, QE2, BLE2, QEH2, BLEH2	1	15-30	120
				QPF, BLF	2	15-60	120/240
				QP, BQ, BL, QPH, BQH, BLH, HQP, HBQ, HBL	1 2 3	15-70 15-125 15-100	120 120/240 240
BT, BTH	1	15-20		120/240			
NGB, HGB, LGB (2,3P)	QP, BQ, BL, QPH, BQH, BLH, HQP, HBQ, HBL	1 2 3		15-70 15-125 15-100	120 120/240 240		
BT, BTH	1	15-20	120/240				

240V Breaker Series Ratings (continued)

Series Rating kAIR	Main Breaker		Branch Breaker			
	Type	Max. Amperes	Type	Number of Poles	Voltage	Amperes
100,000	125	HEAS (3VA) (2,3P)	QAF2, QAF2N, BAF2, QAFH2, BAFH2, HQAF2, HBAF2, QFGA2, QFGA2N, BFGA2, QFGAH2, BFGAH2, HQFGA2, HBFGA2, QTA, QTAN	1	15-20	120
			QPF2, QPF2N, BLF2, QPHF2, BLHF2, QE2, BLE2, QEH2, BLEH2	1	15-30	120
			ED4	1	15-100	120
			ED4, ED6	2, 3	15-125	240
			SEAS, MEAS, SEAB, MEAB (3VA)	1,2,3	15-125	120/240
			ED4	1	15-100	120
			ED4, ED6	2, 3	15-125	240
			NDGB	2, 3	50-150	240
			SEAS, MEAS, SEAB, MEAB (3VA)	1,2,3	15-125	120/240
			ED4	1	15-100	120
	150	HDGB (2,3P)	ED4, ED6	2, 3	15-125	240
			NDGB	2, 3	50-150	240
			SEAS, MEAS, SEAB, MEAB (3VA)	1,2,3	15-125	120/240
			QPF2, BLF2, QPHF2, QPHF2, BLHF2, HQPF2, HBLF2	1	15-30	120
			QAF2, BAF2, QAF2N, QAFH2, BAFH2, HQAF2, HBAF2, QAFH, BOAFH, BAFH, QFGA2, QFGA2N, BFGA2, HQFGA2, HBFGA2, QFGAH2, BFGAH2, QTA, QTAN	1	15-20	120
		MDAE, HDAE (3VA)	ED4	1	15-100	120
			ED4, ED6	2, 3	15-125	240
			NDGB	2, 3	50-150	240
			SEAS, MEAS, SEAB, MEAB (3VA)	1,2,3	15-125	120/240
			QP, BQ, BL, QPH, BQH, BLH, HQP, HBQ, HBL	1 2	15-70 15-125	120/240 120/240
225	HQPPH (2P)	HQPP, QPPH, QPP	2	125-225	120/240	
		QAF2, BAF2, QAF, BOAF, BAF, QAFH2, BAFH2, HQAF2, HBAF2, QAFH, BOAFH, BAFH, QFGA2, BFGA2, HQFGA2, HBFGA2, QFGAH2, BFGAH2	1	15-20	120	
		QAF, BAF, QAFH, BAFH	2	15-20	120/240	
		QEH, BLEH, QE, BE, QPHF, BQHF, BLHF, QPF, BOF, BLF, BLE, QPF2, BLF2, QPHF2, BLHF2, HQPF2, HBLF2	1	15-30	120	
		QE, QEH, BLEH, QPHF, BLHF, QPF, BLF, BLE	2	15-60	120/240	
	HQJ2H (2,3P)	QR2, QRH2, HQR2	2	100-225	120/240	
		QT	1, 2	15-40	120/240	
		QP, BP, QL	1 2 3	15-25 35-70 15-25	120/240 120/240 240	
		QR2, QRH2, HQR2	2, 3	100-225	240	
		QPH, BQH, BLH, HQP, HBQ, HBL	1 2 3	15-70 15-125 15-100	120/240 120/240 240	
250	HQSH (2P)	QAF2, BAF2, QAF, BOAF, BAF, QAFH2, BAFH2, HQAF2, HBAF2, QAFH, BOAFH, BAFH, QFGA2, BFGA2, HQFGA2, HBFGA2, QFGAH2, BFGAH2	1	15-20	120	
		QAF, BAF, QAFH, QAFH	2	15-20	120/240	
		QEH, BLEH, QE, BE, QPHF, BQHF, BLHF, QPF, BOF, BLF, BLE, QPF2, BLF2, HQPF2, HBLF2, QPHF2, BLHF2	1	15-30	120	
		QEH, BLEH, QPHF, BLE, BLHF, QE, QPF, BLF	2	15-60	120/240	
		QT	1	15-50	120/240	
	HFD6, HFXD6 (2,3P)	QAF2N, QFGA2N, QTA, QTAN	1	15-20	120	
		QAFN	2	15-20	120/240	
		QPF2N, QE2, BLE2, QEH2, BLEH2	1	15-30	120	
		BT, BTH	1	15-20	120/240	
		QP, BQ, BL, QPH, BQH, BLH, HQP, HBQ, HBL	1 2 3	15-70 15-125 15-100	120/240 120/240 240	
250	HFD6, HFXD6 (2,3P)	QAF2, QAF2N, BAF2, QAF, BOAF, BAF, QAFH2, BAFH2, HQAF2, HBAF2, QAFH, BOAFH, BAFH, QFGA2, QFGA2N, BFGA2, HQFGA2, HBFGA2, QFGAH2, BFGAH2	1	15-20	120	
		QAF, BAF, QAFH, BAFH, QAFN, QTA, QTAN	2	15-20	120/240	
		QEH, BLEH, QE, BE, QPHF, BQHF, BLHF, QPF, BOF, BLF, BLE, QPF2, BLF2, HQPF2, HBLF2, QPHF2, BLHF2	1	15-30	120	
		QEH, BLEH, QPHF, BLE, BLHF, QE, QPF, BLF	2	15-60	120/240	
		QT	1	15-50	120/240	

7 MOLDED CASE CIRCUIT BREAKERS

Molded Case Circuit Breakers

Series Connected Short Circuit Ratings

General

240V Breaker Series Ratings (continued)

Series Rating kAIR	Main Breaker		Branch Breaker			
	Type	Max. Amperes	Type	Number of Poles	Voltage	Amperes
100,000	250	HFAD6, HFXD6 (2,3P)	QE, BE, QEH, BLE, BLEH, QE2, BLE2, QEH2, BLEH2, QPHF, BQHF, BLHF, QPF, BLF, BQF, QPF2, BLF2, QPHF2, QPF2N, BLHF2, HQPF2, HBLF2	1	15-30	120
			BT, BTH	1	15-20	120/240
			QT	1, 2	15-50	120/240
			QPF, BLF, BLE, BLEH, QPHF, BLHF, QEH, QE	2	15-60	120/240
			EQ868#	2	100-125	120/240
			EQ948#	2	125-225	120/240
			EQ869#	2	150-225	120/240
			QJ2, QJH2, QJ2H	2, 3	60-225	240
			HQPP, QPPH, QPP	2	125-225	120/240
			QR2, QRH2, HOR2	2, 3	100-250	240
			ED4	1	15-100	120
			ED4, ED6	2, 3	15-125	240
			FD6-A, FXD6-A	2, 3	70-250	240
			NDGB	2, 3	50-150	240
			NFGB	2, 3	100-250	240
			SEAS, MEAS, SEAB, MEAB (3VA)	1,2,3	15-125	120/240
			MFAS (3VA)	2, 3	40-250	240
			ED4, ED6	1	15-100	120
			ED4, ED6	2, 3	15-125	240
			NFGB	2, 3	100-250	240
			QAF2, QAF2N, BAF2, QAFH2, BAFH2, HQAF2, HBAF2, QFGA2, QFGA2N, BFGA2, HQFGA2, HBFGA2, QFGAH2, BFGAH2, QTA, QTAN	1	15-20	120
			QPF2, QPF2N, BLF2, HQPF2, HBLF2, QPHF2, BLHF2, QE2, BLE2, QEH2, BLEH2	1	15-30	120
			QR2, QRH2, HOR2	2, 3	100-250	240
			FD6, FXD6	2, 3	70-250	240
			FD6-A, FXD6-A	2, 3	70-250	240
			SEAS, MEAS, SEAB, MEAB (3VA)	1,2,3	15-125	120/240
			MFAS (3VA)	2, 3	40-250	240
			QP, BQ, BL, QPH, BQH, BLH	1 2 3	15-70 15-125 15-100	120/240 120/240 240
			QT	1, 2	15-50	120/240
			QAF2, QAF2N, QAFH2, QAF, BQAF, BAF, BAF2, BAFH2, HQAF2, HBAF2, QAFH, BQAF, BQAFH, BAFH, QFGA2, QFGA2N, BFGA2, HQFGA2, HBFGA2, QFGAH2, BFGAH2	1	15-20	120
		QAF, BAF, QAFH, BAFH, QAFN, QTA, QTAN	2	15-20	120/240	
		QPF2, QPF2N, BLF2, QPF, BQF, BLF, QE, BLE, BE, QE2, BLE2, QEH2, BLEH2	1	15-30	120	
		QPF, BLF, QE, BLE	2	15-60	120/240	
		QPHF, BLHF, QPHF2, BLHF2, QEH, BLEH, HQPF2, HBLF2	1	15-30	120	
		QEH, BLEH, QPHF, BLHF	2	15-60	120/240	
		HQP, HBQ, HBL	1 2 3	15-70 15-125 15-100	120/240 120/240 240	
		QS, QSH, QSHH, HQS	2	100-225	120/240	
		QR2, QRH2, HOR2	2, 3	100-250	240	
		BT, BTH	1	15-20	120/240	
		SEAS, SEAB (3VA)	1,2,3	15-125	120/240	
		MFAS (3VA)	2,3	40-250	240	
		QP, BL, BQ, QPH, BLH, BQH, HQP, HBL, HBQ	1 2 3	15-70 15-125 15-100	120/240 240 240	
		QT	1, 2	15-50	120/240	
		QAF2, QAF2N, BAF2, QAFH2, BAFH2, HQAF2, HBAF2, QFGA2, QFGA2N, BFGA2, QFGAH2, HBFGA2, QTA, QTAN	1	15-20	120	
		QAF, BAF, QAFN, QAFH, BAFH	2	15-20	120/240	
		QPF2, QPF2N, BLF2, QPHF2, BLHF2, HQPF2, HBLF2, QE2, BLE2, QEH2, BLEH2	1	15-30	120	
		QPF, BLF, QE, BLE, QPHF, BLHF, QEH, BLEH	2	15-60	120/240	

240V Breaker Series Ratings (continued)

Series Rating kAIR	Main Breaker		Branch Breaker			
	Type	Max. Amperes	Type	Number of Poles	Voltage	Amperes
100,000	250	HFAS, MFAE, HFAE (3VA) (2,3P)	EQ868#	2	100-125	120/240
			EQ948#	2	125-225	120/240
			EQ869#	2	150-225	120/240
			QPP, QPPH	2	125-225	120/240
			QS, QSH, QSHH, HQS	2	100-225	120/240
			QR2, QRH2, HOR2	2, 3	100-250	240
			ED2	1,2,3	15-100	120/240
			ED4	1	15-100	240
			ED4, ED6	2, 3	15-125	240
			FD6-A, FXD6-A	2, 3	70-250	240
			NDGB	2, 3	50-150	240
			NFGB	2, 3	100-250	240
			SEAS, MEAS, SEAB, MEAB (3VA)	1,2,3	15-125	120/240
			MFAS (3VA)	2, 3	40-250	240
			ED4	1	15-100	120
			ED4, ED6	2, 3	15-125	240
			QAF2, QAF2N, BAF2, QAFH2, BAFH2, HQAF2, HBAF2, QFGA2, QFGA2N, BFGA2, HQFGA2, HBFGA2, QFGAH2, BFGAH2, QTA, QTAN	1	15-20	120
			QPF2, QPF2N, BLF2, HQPF2, HBLF2, QPHF2, BLHF2, QE2, BLE2, QEH2, BLEH2	1	15-30	120
			QR2, QRH2, HOR2	2, 3	100-250	240
			FD6-A, FXD6-A	2, 3	70-250	240
			JD6-A, JXD6-A, JXD2-A, SJD6-A, SJD6-B	2, 3	200-400	240
			NDGB	2, 3	50-150	240
			NFGB	2, 3	100-250	240
			NJGA, NJJA	2, 3	250-400	240
			SEAS, MEAS, SEAB, MEAB (3VA)	1,2,3	15-125	120/240
			MFAS (3VA)	2, 3	40-250	240
			MJAS (3VA)	2,3	200-400	240
			QAF2, QAF2N, BAF2, QAFH2, BAFH2, HQAF2, HBAF2, QFGA2, QFGA2N, BFGA2, HQFGA2, HBFGA2, QFGAH2, BFGAH2, QTA, QTAN	1	15-20	120
			QPF2, QPF2N, BLF2, HQPF2, HBLF2, QPHF2, BLHF2, QE2, BLE2, QEH2, BLEH2	1	15-30	120
			QS, QSH, QSHH, HQS	2	100-225	120/240
		QR2, QRH2, HOR2	2, 3	100-250	240	
		ED4	1	15-100	120	
		ED4, ED6	2, 3	15-125	240	
		FD6-A, FXD6-A	2, 3	70-250	240	
		JXD2-A, JD6-A, JXD6-A, SJD6-A, SJD6-B	2, 3	200-400	240	
		NDGB	2, 3	50-150	240	
		NFGB	2, 3	100-250	240	
		NJGA, NJJA	2, 3	250-400	240	
		SEAS, MEAS, SEAB, MEAB (3VA)	1,2,3	15-125	120/240	
		MFAS (3VA)	2,3	40-250	240	
		MJAS (3VA)	2,3	200-400	240	
		ED4, ED6	1	15-100	240	
		ED4, ED6	2, 3	15-125	240	
		QAF2, QAF2N, BAF2, QAFH2, BAFH2, HQAF2, HBAF2, QFGA2, BFGA2, QFGA2N, QFGAH2, BFGAH2, HQFGA2, HBFGA2, QTA, QTAN	1	15-20	120	
		QPF2, QPF2N, BLF2, HQPF2, HBLF2, QPHF2, BLHF2, QE2, BLE2, QEH2, BLEH2	1	15-30	120	
		NFGB	2, 3	100-250	240	
		FD6, FXD6	2, 3	70-250	240	
		FD6-A, FXD6-A	2, 3	70-250	240	
		QR2, QRH2, HOR2	2, 3	100-250	240	
		NJGA, NJJA	2, 3	250-400	240	
		JD6-A, JXD6-A	2, 3	200-400	240	
		SEAS, MEAS, SEAB, MEAB (3VA)	1,2,3	15-125	120/240	
		MFAS (3VA)	2, 3	40-250	240	
		MJAS (3VA)	2,3	200-400	240	
		QAF2, QAF2N, BAF2, QAFH2, BAFH2, HQAF2, HBAF2, QFGA2, QFGA2N, BFGA2, HQFGA2, HBFGA2, QFGAH2, BFGAH2, QTA, QTAN	1, 2	15-50	120/240	
		BT, BTH	1	15-20	120/240	
		QPH, BLH, BQH, HQP, HBL, HBQ	1 2 3	15-70 15-125 15-100	120/240 120/240 240	

Molded Case Circuit Breakers

Series Connected Short Circuit Ratings

General

240V Breaker Series Ratings (continued)

Series Rating kAIR	Main Breaker		Branch Breaker						
	Type	Max. Amperes	Type	Number of Poles	Voltage	Amperes			
400	HJAS MJAE, HJAE (3VA) (2,3P)		QAF2, QAF2N, BAF2, QAFH2, BAFH2, HQAF2, HBAF2, QFGA2, QFGA2N, BFGA2, QFGAH2, BFGAH2, HQFGA2, HBFGA2, QTA, QTAN	1	15-20	120			
			QPF2, QPF2N, BLF2, HQPF2, HBLF2, QPHF2, BLHF2, QE2, BLE2, QEH2, BLEH2	1	15-30	120			
			QN, QNR, QNH, QNRH, HQN, HQNR	2	150-200	120/240			
			QS, QSH, QSHH, HQS	2	100-225	120/240			
			QR2, QRH2, HQR2	2, 3	100-250	240			
			ED4	1	15-100	120			
			ED4, ED6	2, 3	15-125	240			
			FD6-A, FXD6-A	2, 3	70-250	240			
			JXD2-A, JD6-A, JXD6-A, SJD6-A, SJD6-B	2, 3	200-400	240			
			NDGB	2, 3	50-150	240			
			NFGB	2, 3	100-250	240			
			NJGA, NJJA	2, 3	250-400	240			
			SEAS, MEAS, SEAB, MEAB (3VA)	1,2,3	15-125	120/240			
			MFAS (3VA)	2,3	40-250	240			
			MJAS (3VA)	2,3	200-400	240			
			100,000	HLD6-A, HLXD6-A (2,3P)		QAF2, QAF2N, BAF2, QAFH2, BAFH2, HQAF2, HBAF2, QFGA2, QFGA2N, BFGA2, QFGAH2, BFGAH2, HQFGA2, HBFGA2, QTA, QTAN	1	15-20	120
						QPF2, QPF2N, BLF2, QPHF2, HBLF2, HQPF2, HBLF2, QE2, BLE2, QEH2, BLEH2	1	15-30	120
						ED4	1	15-100	120
						ED4, ED6	2, 3	15-125	240
						FD6-A, FXD6-A	2, 3	70-250	240
JD6-A, JXD6-A, JXD2-A, SJD6-A, SJD6-B	2, 3	200-400				240			
LD6-A	2, 3	250-600				240			
LXD6-A	2, 3	450-600				240			
SLD6-A, SLD6-B	3	300-600				240			
QR2, QRH2, HQR2	2, 3	100-250				240			
NDGB	2, 3	50-150				240			
NFGB	2, 3	100-250				240			
NJGA, NJJA	2, 3	250-400				240			
NLGB	2, 3	400-600				240			
SEAS, MEAS, SEAB, MEAB (3VA)	1,2,3	15-125				120/240			
MFAS (3VA)	2, 3	40-250				240			
MJAS (3VA)	2,3	200-400				240			
MLAS (3VA)	2,3	450-600				240			
600	SHLD6-A, SHLD6-B (3P)					QAF2, BAF2, QAFH2, BAFH2, HQAF2, HBAF2, QFGA2, BFGA2, QFGAH2, BFGAH2, HQFGA2, HBFGA2, QTA, QTAN	1	15-20	120
						QPF2, BLF2, QPHF2, BLHF2, QE2, BLE2, QEH2, BLEH2	1	15-30	120
			QS, QSH, QSHH, HQS	2	100-225	120/240			
			QR2, QRH2, HQR2	2, 3	100-250	240			
			ED4	1	15-100	120			
			ED4, ED6	2, 3	15-125	240			
			FD6-A, FXD6-A	2, 3	70-250	240			
			JXD2-A, JD6-A, JXD6-A, SJD6-A, SJD6-B	2, 3	200-400	240			
			LD6-A	2, 3	250-600	240			
			LXD6-A	2, 3	450-600	240			
			SLD6-A, SLD6-B	3	300-600	240			
			NDGB	2, 3	50-150	240			
			NFGB	2, 3	100-250	240			
			NJGA, NJJA	2, 3	250-400	240			
			NLGB	2, 3	400-600	240			
			SEAS, MEAS, SEAB, MEAB (3VA)	1,2,3	15-125	120/240			
			MFAS (3VA)	2, 3	40-250	240			
			MJAS (3VA)	2,3	200-400	240			
			MLAS (3VA)	2,3	450-600	240			
			HLGB (2,3P)			ED4, ED6	1	15-100	120
ED4, ED6	2, 3	15-125				240			
NFGB	2, 3	100-250				240			
FD6, FXD6, FD6-A, FXD6-A	2, 3	70-250				240			
NJGA, NJJA	2, 3	250-400				240			
JD6-A, JXD6-A	2, 3	200-400				240			
NLGB	2, 3	400-600				240			

240V Breaker Series Ratings (continued)

Series Rating kAIR	Main Breaker		Branch Breaker						
	Type	Max. Amperes	Type	Number of Poles	Voltage	Amperes			
400	HLGB (2,3P)		QAF2, QAF2N, BAF2, QAFH2, BAFH2, HQAF2, HBAF2, QFGA2, QFGA2N, BFGA2, QFGAH2, BFGAH2, HQFGA2, HBFGA2, QTA, QTAN	1	15-20	120			
			QPF2, QPF2N, BLF2, HQPF2, HBLF2, QPHF2, BLHF2, QE2, BLE2, QEH2, BLEH2	1	15-30	120			
			QR2, QRH2, HQR2	2, 3	100-250	240			
			LXD6, LXD6-A	2, 3	450-600	240			
			SEAS, MEAS, SEAB, MEAB (3VA)	1,2,3	15-125	120/240			
			MFAS (3VA)	2, 3	400-600	240			
			MJAS (3VA)	2,3	200-400	240			
			MLAS (3VA)	2,3	450-600	240			
			QT	1, 2	15-50	120/240			
			BT, BTH	1	15-20	120/240			
			QPH, BLH, BQH, HQP, HBL, HBQ	1, 2, 3	15-175	120/240			
			QPH, BLH, BQH, HQP, HBL, HBQ	2, 3	15-125	120/240			
			QPH, BLH, BQH, HQP, HBL, HBQ	3	15-100	240			
			600	HLAS MLAE, HLAE (3VA) (2,3P)		QAF2, QAF2N, BAF2, QAFH2, BAFH2, HQAF2, HBAF2, QFGA2, QFGA2N, BFGA2, QFGAH2, BFGAH2, HQFGA2, HBFGA2, QTA, QTAN	1	15-20	120
						QPF2, QPF2N, BLF2, HQPF2, HBLF2, QPHF2, BLHF2, QE2, BLE2, QEH2, BLEH2	1	15-30	120
						QS, QSH, QSHH, HQS	2	100-225	120/240
						QR2, QRH2, HQR2	2, 3	100-250	240
						ED4	1	15-100	120
						ED4, ED6	2, 3	15-125	240
						FD6-A, FXD6-A	2, 3	70-250	240
JXD2-A, JD6-A, JXD6-A, SJD6-B	2, 3	200-400				240			
LD6-A	2, 3	250-600				240			
LXD6-A	2, 3	450-600				240			
SLXD6-B	2, 3	300-600				240			
NDGB	2, 3	50-150				240			
NFGB	2, 3	100-250				240			
NJGA, NJJA	2, 3	250-400				240			
NLGB	2, 3	400-600				240			
SEAS, MEAS, SEAB, MEAB (3VA)	1,2,3	15-125				120/240			
MFAS (3VA)	2,3	400-600				240			
MJAS (3VA)	2,3	200-400				240			
MLAS (3VA)	2,3	450-600				240			
CLAS (3VA) (2,3P)						SEAS, MEAS, SEAB, MEAB (3VA)	1,2,3	15-125	120/240

Series Rating kAIR	Main Breaker		Branch Breaker			
	Type	Max. Amperes	Type	Number of Poles	Voltage	Amperes
100,000	HMD6, HMXD6 (2,3P)		QAF2, QAF2N, BAF2, QAFH2, BAFH2, HQAF2, HBAF2, QFGA2, QFGA2N, BFGA2, QFGAH2, BFGAH2, HQFGA2, HBFGA2, QTA, QTAN	1	15-20	120
			QPF2, QPF2N, BLF2, HQPF2, HBLF2, QPHF2, BLHF2, QE2, BLE2, QEH2, BLEH2	1	15-30	120
			QR2, QRH2, HQR2	2, 3	100-250	240
			ED4	1	15-100	120
			ED4, ED6	2, 3	15-125	240
			FD6-A, FXD6-A	2, 3	70-250	240
			JXD2-A, JD6-A, JXD6-A, SJD6-A, SJD6-B	2, 3	200-400	240
			LD6-A	2, 3	250-600	240
			LXD6-A	2, 3	450-600	240
			SLD6-A, SLD6-B	3	300-600	240
			MD6, MXD6	2, 3	500-800	240
			SMD6, SMD6-B	3	600-800	240
			NDGB	2, 3	50-150	240
			NFGB	2, 3	100-250	240
			NJGA, NJJA	2, 3	250-400	240
			NLGB	2, 3	400-600	240
			NMG	2, 3	600-800	240
			SEAS, MEAS, SEAB, MEAB (3VA)	1,2,3	15-125	120/240
			MFAS (3VA)	2, 3	40-250	240
			MJAS (3VA)	2,3	200-400	240
MLAS (3VA)	2,3	450-600	240			
SHMD6, SHMD6-B (3P)			QAF2, QAF2N, BAF2, QAFH2, BAFH2, HQAF2, HBAF2, QFGA2, QFGA2N, BFGA2, QFGAH2, BFGAH2, HQFGA2, HBFGA2, QTA, QTAN	1	15-20	120

MOLDED CASE CIRCUIT BREAKERS

Molded Case Circuit Breakers

Series Connected Short Circuit Ratings

General

240V Breaker Series Ratings (continued)

Series Rating kAIR	Main Breaker		Branch Breaker			
	Type	Max. Amperes	Type	Number of Poles	Voltage	Amperes
100,000	800	SHMD6, SHMD6-B (3P)	OPF2, QPF2N, BLF2, HOPF2, HBLF2, QPHF2, BLHF2, QE2, BLE2, QEH2, BLEH2	1	15-30	120
			QS, QSH, QSHH, HQS	2	100-225	120/240
			QR2, QRH2, HQR2	2, 3	100-250	240
			ED4	1	15-100	120
			ED4, ED6	2, 3	15-125	240
			FD6-A, FXD6-A	2, 3	70-250	240
			JXD2-A, JD6-A, JXD6-A,	2, 3	400-600	240
			SJD6-A, SJD6-B	2, 3	200-400	240
			LD6-A	2, 3	250-600	240
			LXD6-A	2, 3	450-600	240
			SLD6-A, SLD6-B	3	300-600	240
			MD6, MXD6	2, 3	500-800	240
			SMD6, SMD6-B	3	600-800	240
			NDGB	2, 3	50-150	240
			NFGB	2, 3	100-250	240
			NJGA, NJJA	2, 3	250-400	240
			NLGB	2, 3	400-600	240
			NMG	2, 3	600-800	240
			SEAS, MEAS, SEAB, MEAB (3VA)	1,2,3	15-125	120/240
			MFAS (3VA)	2, 3	40-250	240
			MJAS (3VA)	2,3	200-400	240
			MLAS (3VA)	2,3	450-600	240
			QAF2, QAF2N, BAF2, QAFH2, BAFH2, HQAF2, HBAF2, QFGA2, QFGA2N, BFGA2, QFGAH2, BFGAH2, HQFGA2, HBFGA2, QTA, QTAN	1	15-20	120
			QPF2, QPF2N, BLF2, HOPF2, HBLF2, QPHF2, BLHF2, QE2, BLE2, QEH2, BLEH2	1	15-30	120
			QS, QSH, QSHH, HQS	2	100-225	120/240
			QR2, QRH2, HQR2	2, 3	100-250	240
			ED4	1	15-100	120
			ED4, ED6	2, 3	15-125	240
			FD6-A, FXD6-A	2, 3	70-250	240
			JD6-A, JXD6-A	2, 3	200-400	240
		LD6-A	2, 3	250-600	240	
		LXD6-A	2, 3	450-600	240	
		LMD6, LMXD6	2, 3	500-800	240	
		MD6, MXD6	2, 3	500-800	240	
		NDGB	2, 3	50-150	240	
		NFGB	2, 3	100-250	240	
		NJGA, NJJA	2, 3	250-400	240	
		NLGB	2, 3	400-600	240	
		NMG	2, 3	600-800	240	
		SEAS, MEAS, SEAB, MEAB (3VA)	1,2,3	15-125	120/240	
		MFAS (3VA)	2, 3	40-250	240	
		MJAS (3VA)	2,3	200-400	240	
		MLAS (3VA)	2,3	450-600	240	
		QAF2, QAF2N, BAF2, QAFH2, BAFH2, HQAF2, HBAF2, QFGA2, QFGA2N, BFGA2, QFGAH2, BFGAH2, HQFGA2, HBFGA2, QTA, QTAN	1	15-20	120	
		QPF2, QPF2N, BLF2, HOPF2, HBLF2, QPHF2, BLHF2, QE2, BLE2, QEH2, BLEH2	1	15-30	120	
		QS, QSH, QSHH, HQS	2	100-225	120/240	
		QR2, QRH2, HQR2	2, 3	100-250	240	
		ED4	1	15-100	120	
		ED4, ED6	2, 3	15-125	240	
		FD6-A, FXD6-A	2, 3	70-250	240	
		JXD2-A, JD6-A, JXD6-A	2, 3	200-400	240	
		LD6-A	2, 3	250-600	240	
		LXD6-A	2, 3	450-600	240	
		LMD6, LMXD6	2, 3	500-800	240	
		MD6, MXD6	2, 3	500-800	240	
		NDGB	2, 3	50-150	240	
		NFGB	2, 3	100-250	240	
		NJGA, NJJA	2, 3	250-400	240	
		NLGB	2, 3	400-600	240	
		NMG	2, 3	600-800	240	
		SEAS, MEAS, SEAB, MEAB (3VA)	1,2,3	15-125	120/240	
		MFAS (3VA)	2, 3	40-250	240	
		MJAS (3VA)	2,3	200-400	240	
		MLAS (3VA)	2,3	450-600	240	
		QAF2, QAF2N, BAF2, QAFH2, BAFH2, HQAF2, HBAF2, QFGA2, QFGA2N, BFGA2, QFGAH2, BFGAH2, HQFGA2, HBFGA2, QTA, QTAN	1	15-20	120	
		QPF2, QPF2N, BLF2, HOPF2, HBLF2, QPHF2, BLHF2, QE2, BLE2, QEH2, BLEH2	1	15-30	120	
		QS, QSH, QSHH, HQS	2	100-225	120/240	
		QR2, QRH2, HQR2	2, 3	100-250	240	
		ED4	1	15-100	120	
		ED4, ED6	2, 3	15-125	240	
		FD6-A, FXD6-A	2, 3	70-250	240	
		JXD2-A, JD6-A, JXD6-A	2, 3	200-400	240	
		LD6-A	2, 3	250-600	240	
		LXD6-A	2, 3	450-600	240	
		MD6, MXD6	2, 3	500-800	240	
		NDGB	2, 3	50-150	240	
		NFGB	2, 3	100-250	240	
		NJGA, NJJA	2, 3	250-400	240	
		NLGB	2, 3	400-600	240	
		NMG	2, 3	600-800	240	
		SEAB, MEAB (3VA)	1,2,3	15-125	120/240	
		MFAS (3VA)	2, 3	40-250	240	
		MJAS (3VA)	2,3	200-400	240	
		MLAS (3VA)	2,3	450-600	240	
		MMAS (3VA)	2,3	600-800	240	

240V Breaker Series Ratings (continued)

Series Rating kAIR	Main Breaker		Branch Breaker			
	Type	Max. Amperes	Type	Number of Poles	Voltage	Amperes
100,000	800	MMNAE (3VA) (3P)	QAF2, QAF2N, BAF2, QAFH2, BAFH2, HQAF2, HBAF2, QFGA2, QFGA2N, BFGA2, QFGAH2, BFGAH2, HQFGA2, HBFGA2, QTA, QTAN	1	15-20	120
			QPF2, QPF2N, BLF2, HOPF2, HBLF2, QPHF2, BLHF2, QE2, BLE2, QEH2, BLEH2	1	15-30	120
			QS, QSH, QSHH, HQS	2	100-225	120/240
			QR2, QRH2, HQR2	2, 3	100-250	240
			ED4	1	15-100	120
			ED4, ED6	2, 3	15-125	240
			FD6-A, FXD6-A	2, 3	70-250	240
			JXD2-A, JD6-A, JXD6-A	2, 3	200-400	240
			LD6-A	2, 3	250-600	240
			LXD6-A	2, 3	450-600	240
			MD6, MXD6	2, 3	500-800	240
			NDGB	2, 3	50-150	240
			NFGB	2, 3	100-250	240
			NJGA, NJJA	2, 3	250-400	240
			NLGB	2, 3	400-600	240
			NMG	2, 3	600-800	240
			SEAS, MEAS, SEAB, MEAB (3VA)	1,2,3	15-125	120/240
			MFAS (3VA)	2, 3	40-250	240
			MJAS (3VA)	2,3	200-400	240
			MLAS (3VA)	2,3	450-600	240
			MMAS (3VA)	2,3	600-800	240
			QAF2, QAF2N, BAF2, QAFH2, BAFH2, HQAF2, HBAF2, QFGA2, QFGA2N, BFGA2, QFGAH2, BFGAH2, HQFGA2, HBFGA2, QTA, QTAN	1	15-20	120
			QPF2, QPF2N, BLF2, HOPF2, HBLF2, QPHF2, BLHF2, QE2, BLE2, QEH2, BLEH2	1	15-30	120
			QS, QSH, QSHH, HQS	2	100-225	120/240
			QR2, QRH2, HQR2	2, 3	100-250	240
			ED4	1	15-100	120
			ED4, ED6	2, 3	15-125	240
			FD6-A, FXD6-A	2, 3	70-250	240
			JXD2-A, JD6-A, JXD6-A	2, 3	200-400	240
			LD6-A	2, 3	250-600	240
		LXD6-A	2, 3	450-600	240	
		LMD6, LMXD6	2, 3	500-800	240	
		MD6, MXD6	2, 3	400-800	240	
		SMD6-B	3	600-800	240	
		ND6, NXD6	2, 3	500-1200	240	
		SND6-B	3	500-1200	240	
		NDGB	2, 3	50-150	240	
		NFGB	2, 3	100-250	240	
		NJGA, NJJA	2, 3	250-400	240	
		NLGB	2, 3	400-600	240	
		NMG	2, 3	600-800	240	
		NNG	2, 3	600-1200	240	
		SEAS, MEAS, SEAB, MEAB (3VA)	1,2,3	15-125	120/240	
		MFAS (3VA)	2, 3	40-250	240	
		MJAS (3VA)	2,3	200-400	240	
		MLAS (3VA)	2,3	450-600	240	
		QAF2, QAF2N, BAF2, QAFH2, BAFH2, HQAF2, HBAF2, QFGA2, QFGA2N, BFGA2, QFGAH2, BFGAH2, HQFGA2, HBFGA2, QTA, QTAN	1	15-20	120	
		QPF2, QPF2N, BLF2, HOPF2, HBLF2, QPHF2, BLHF2, QE2, BLE2, QEH2, BLEH2	1	15-30	120	
		QS, QSH, QSHH, HQS	2	100-225	120/240	
		QR2, QRH2, HQR2	2, 3	100-250	240	
		ED4	1	15-100	120	
		ED4, ED6	2, 3	15-125	240	
		FD6-A, FXD6-A	2, 3	70-250	240	
		JXD2-A, JD6-A, JXD6-A	2, 3	200-400	240	
		LD6-A	2, 3	250-600	240	
		LXD6-A	2, 3	450-600	240	
		LMD6, LMXD6	2, 3	500-800	240	
		MD6, MXD6	2, 3	400-800	240	
		NDGB	2, 3	50-150	240	
		NFGB	2, 3	100-250	240	
		NJGA, NJJA	2, 3	250-400	240	
		NLGB	2, 3	400-600	240	
		NMG	2, 3	600-800	240	
		SEAB, MEAB (3VA)	1,2,3	15-125	120/240	
		MFAS (3VA)	2, 3	40-250	240	
		MJAS (3VA)	2,3	200-400	240	
		MLAS (3VA)	2,3	450-600	240	
		MMAS (3VA)	2,3	600-800	240	

Molded Case Circuit Breakers

Series Connected Short Circuit Ratings

General

240V Breaker Series Ratings (continued)

Series Rating kAIR	Main Breaker		Branch Breaker			
	Type	Max. Amperes	Type	Number of Poles	Voltage	Amperes
100,000	1200	SHND6 SHND6-B (3P)	SMD6, SMD6-B	3	600-800	240
			ND6, NXD6	2, 3	500-1200	240
			SND6, SND6-B	3	500-1200	240
			NDGB	2, 3	50-150	240
			NFGB	2, 3	100-250	240
			NJGA, NJJA	2, 3	250-400	240
			NLGB	2, 3	400-600	240
			NMG	2, 3	600-800	240
			NNG	2, 3	600-1200	240
			SEAS, MEAS, SEAB, MEAB (3VA)	1,2,3	15-125	120/240
			MFAS (3VA)	2, 3	40-250	240
			MJAS (3VA)	2,3	200-400	240
			MLAS (3VA)	2,3	450-600	240
			QAF2, QAF2N, BAF2, QAFH2, BAFH2, HQAF2, HBAF2, QFGA2, QFGA2N, BFGA2, QFGAH2, BFGAH2, HQFGA2, HBFGA2, QTA, QTAN	1	15-20	120
			QPF2, QPF2N, BLF2, HQPF2, HBLF2, QPHF2, BLHF2, QE2, BLE2, QEH2, BLEH2	1	15-30	120
			QS, QSH, QSHH, HQS	2	100-225	120/240
			QR2, QRH2, HQR2	2, 3	100-250	240
			ED4	1	15-100	120
			ED4, ED6	2, 3	15-125	240
			FD6-A, FXD6-A	2, 3	70-250	240
			JD6-A, JXD6-A	2, 3	200-400	240
			LD6-A	2, 3	250-600	240
			LXD6-A	2, 3	450-600	240
			LMD6, LMXD6	2, 3	600-800	240
			MD6, MXD6	2, 3	400-800	240
			NDGB	2, 3	50-150	240
			NFGB	2, 3	100-250	240
			NJGA, NJJA	2, 3	250-400	240
		NLGB	2, 3	400-600	240	
		NMG	2, 3	600-800	240	
		NNG	2, 3	600-1200	240	
		SEAS, MEAS, SEAB, MEAB (3VA)	1,2,3	15-125	120/240	
		MFAS (3VA)	2, 3	40-250	240	
		MJAS (3VA)	2,3	200-400	240	
		MLAS (3VA)	2,3	450-600	240	
		QAF2, QAF2N, BAF2, QAFH2, BAFH2, HQAF2, HBAF2, QFGA2, QFGA2N, BFGA2, QFGAH2, BFGAH2, HQFGA2, HBFGA2, QTA, QTAN	1	15-20	120	
		QPF2, QPF2N, BLF2, QPHF2, BLHF2, HQPF2, HBLF2, QE2, BLE2, QEH2, BLEH2	1	15-30	120	
		QS, QSH, QSHH, HQS	2	100-225	120/240	
		QR2, QRH2, HQR2	2, 3	100-250	240	
		ED4	1	15-100	120	
		ED4, ED6	2, 3	15-125	240	
		FD6-A, FXD6-A	2, 3	70-250	240	
		JXD2-A, JD6-A, JXD6-A	2, 3	200-400	240	
		SJD6-B	3	200-400	240	
		LD6-A	2, 3	250-600	240	
		LXD6-A	2, 3	450-600	240	
		SLD6-B	3	300-600	240	
		MD6, MXD6	2, 3	400-800	240	
		SMD6, SMD6-B	3	600-800	240	
		ND6, NXD6	2, 3	500-1200	240	
		SND6, SND6-B	3	500-1200	240	
		NDGB	2, 3	50-150	240	
		NFGB	2, 3	100-250	240	
		NJGA, NJJA	2, 3	250-400	240	
		NLGB	2, 3	400-600	240	
		NMG	2, 3	600-800	240	
		NNG	2, 3	600-1200	240	
		SEAB, MEAB, SEAS, MEAS (3VA)	1,2,3	15-125	120/240	
		MDAE (3VA)	3	40-150	240	
		MFAS (3VA)	2,3	40-250	240	
		MFAE (3VA)	3	100-250	240	
		MJAS (3VA)	2,3	200-400	240	
		MJAE (3VA)	3	250-400	240	
		MLAS (3VA)	2,3	450-600	240	
		MLAE (3VA)	3	400-600	240	
		MMAS (3VA)	2,3	600-800	240	
		MMAE (3VA)	3	600-800	240	
		MMNAE (3VA)	3	1000	240	
		MNAS (3VA)	2,3	800-1200	240	
		MNAE (3VA)	3	800-1200	240	

240V Breaker Series Ratings (continued)

Series Rating kAIR	Main Breaker		Branch Breaker			
	Type	Max. Amperes	Type	Number of Poles	Voltage	Amperes
100,000	1600	HPD6, HPXD6, SHPD6, SHPD6-B (3P)	QS, QSH, QSHH, HQS	2	100-225	120/240
			QR2, QRH2, HQR2	2, 3	100-250	240
			ED4	1	15-100	120
			ED4, ED6	2, 3	15-125	240
			FD6-A, FXD6-A	2, 3	70-250	240
			JXD2-A, JD6-A, JXD6-A	2, 3	200-400	240
			SJD6-B	3	200-400	240
			LD6-A	2, 3	250-600	240
			LXD6-A	2, 3	450-600	240
			SLD6-B	3	300-600	240
			MD6, MXD6	2, 3	400-800	240
			SMD6-B	3	600-800	240
			ND6, NXD6	2, 3	500-1200	240
			SND6-B	3	500-1200	240
			PD6, PXD6	2, 3	1200-1600	240
			SPD6-B	3	1400-1600	240
			NDGB	2, 3	50-150	240
			NFGB	2, 3	100-250	240
			NJGA, NJJA	2, 3	250-400	240
			NLGB	2, 3	400-600	240
			NMG	2, 3	600-800	240
			NNG	2, 3	600-1200	240
			NPG	2, 3	1200-1600	240
			SEAS, MEAS, SEAB, MEAB (3VA)	1,2,3	15-125	120/240
			MFAS (3VA)	2, 3	40-250	240
			MJAS (3VA)	2,3	200-400	240
			MLAS (3VA)	2,3	450-600	240
			QS, QSH, QSHH, HQS	2	100-225	120/240
		QR2, QRH2, HQR2	2, 3	100-250	240	
		ED4	1	15-100	120	
		ED4, ED6	2, 3	15-125	240	
		FD6-A, FXD6-A	2, 3	70-250	240	
		JD6-A, JXD6-A	2, 3	200-400	240	
		SJD6-B	3	200-400	240	
		LD6-A	2, 3	250-600	240	
		LXD6-A	2, 3	450-600	240	
		LMD6, LMXD6	2, 3	600-800	240	
		MD6, MXD6	2, 3	400-800	240	
		SMD6-B	3	600-800	240	
		ND6, NXD6	2, 3	500-1200	240	
		PD6, PXD6	2, 3	1200-1600	240	
		NDGB	2, 3	50-150	240	
		NFGB	2, 3	100-250	240	
		NJGA, NJJA	2, 3	250-400	240	
		NLGB	2, 3	400-600	240	
		NMG	2, 3	600-800	240	
		NNG	2, 3	600-1200	240	
		NPG	2, 3	1200-1600	240	
		SEAS, MEAS, SEAB, MEAB (3VA)	1,2,3	15-125	120/240	
		MFAS (3VA)	2, 3	40-250	240	
		MJAS (3VA)	2,3	200-400	240	
		MLAS (3VA)	2,3	450-600	240	
		QS, QSH, QSHH, HQS	2	100-225	120/240	
		QR2, QRH2, HQR2	2, 3	100-250	240	
		ED4	1	15-100	120	
		ED4, ED6	2, 3	15-125	240	
		FD6-A, FXD6-A	2, 3	70-250	240	
		JXD2-A, JD6-A, JXD6-A	2, 3	200-400	240	
		SJD6-B	3	200-400	240	
		LD6-A	2, 3	250-600	240	
		LXD6-A	2, 3	450-600	240	
		SLD6-B	3	300-600	240	
		MD6, MXD6	2, 3	400-800	240	
		SMD6, SMD6-B	3	600-800	240	
		ND6, NXD6	2, 3	500-1200	240	
		SND6, SND6-B	3	500-1200	240	
		PD6, PXD6	2, 3	1200-1600	240	
		SPD6-B	3	1400-1600	240	
		SEAB, MEAB, SEAS, MEAS (3VA)	1,2,3	15-125	120/240	
		MDAE (3VA)	3	40-150	240	
		MFAS (3VA)	2,3	40-250	240	
		MFAE (3VA)	3	100-250	240	
		MJAS (3VA)	2,3	200-400	240	
		MJAE (3VA)	3	250-400	240	

7 MOLDED CASE CIRCUIT BREAKERS

Molded Case Circuit Breakers

Series Connected Short Circuit Ratings

General

240V Breaker Series Ratings (continued)

Series Rating kAIR	Main Breaker		Branch Breaker			
	Type	Max. Amperes	Type	Number of Poles	Voltage	Amperes
100,000	1600	HPAS, HPAE (3VA) (2,3P)	MLAS (3VA)	2,3	450-600	240
			MLAE (3VA)	3	400-600	240
			MMAS (3VA)	2,3	600-800	240
			MMAE (3VA)	3	600-800	240
			MMNAE (3VA)	3	1000	240
			MNAS (3VA)	2,3	800-1200	240
			MNAE (3VA)	3	800-1200	240
			MPAS (3VA)	2,3	1400-1600	240
			MPAE (3VA)	3	1600	240
			OS, QSH, QSHH, HQS	2	100-225	120/240
	QR2, QRH2, HQR2	2, 3	100-250	240		
	ED4	1	15-100	120		
	ED4, ED6	2, 3	15-125	240		
	FD6-A, FXD6-A	2, 3	70-250	240		
	JXD2-A, JD6-A, JXD6-A	2, 3	200-400	240		
	SJD6-B	3	200-400	240		
	LD6-A	2, 3	250-600	240		
	LXD6-A	2, 3	450-600	240		
	SLD6-B	3	300-600	240		
	MD6, MXD6	2, 3	400-800	240		
	SMD6-B	3	600-800	240		
	ND6, NXD6	2, 3	500-1200	240		
	SND6-B	3	500-1200	240		
	HRD6, HRXD6 (3P)					
	PD6, PXD6	2, 3	1200-1600	240		
	SPD6-B	3	1400-1600	240		
	RD6, RXD6	2, 3	1600-2000	240		
	NDGB	2, 3	50-150	240		
	NFGB	2, 3	100-250	240		
	NJGA, NJJA	2, 3	250-400	240		
	NLGB	2, 3	400-600	240		
	NMG	2, 3	600-800	240		
	NNG	2, 3	600-1200	240		
	NPG	2, 3	1200-1600	240		
	SEAS, MEAS, SEAB, MEAB (3VA)	1,2,3	15-125	120/240		
	MFAS (3VA)	2, 3	40-250	240		
	MJAS (3VA)	2,3	200-400	240		
	MLAS (3VA)	2,3	450-600	240		
	OS, QSH, QSHH, HQS	2	100-225	120/240		
	QR2, QRH2, HQR2	2, 3	100-250	240		
	ED4	1	15-100	120		
	ED4, ED6	2, 3	15-125	240		
	FD6-A, FXD6-A	2, 3	70-250	240		
	JXD2-A, JD6-A, JXD6-A	2, 3	200-400	240		
	SJD6-B	3	200-400	240		
	LD6-A	2, 3	250-600	240		
	LXD6-A	2, 3	450-600	240		
	SLD6-B	3	300-600	240		
	MD6, MXD6	2, 3	400-800	240		
	SMD6, SMD6-B	3	600-800	240		
	ND6, NXD6	2, 3	500-1200	240		
	SND6, SND6-B	3	500-1200	240		
	HRAS, HRAE (3VA) (2,3P)					
	PD6, PXD6	2, 3	1200-1600	240		
	SPD6-B	3	1400-1600	240		
	RD6, RXD6	2, 3	1600-2000	240		
	SEAB, MEAB, SEAS, MEAS (3VA)	1,2,3	15-125	120/240		
	MDAE (3VA)	3	40-150	240		
	MFAS (3VA)	2,3	40-250	240		
	MFAE (3VA)	3	100-250	240		
	MJAS (3VA)	2,3	200-400	240		
	MJAE (3VA)	3	250-400	240		
	MLAS (3VA)	2,3	450-600	240		
	MLAE (3VA)	3	400-600	240		
	MMAS (3VA)	2,3	600-800	240		
	MMAE (3VA)	3	600-800	240		
	MMNAE (3VA)	3	1000	240		
	MNAS (3VA)	2,3	800-1200	240		
	MNAE (3VA)	3	800-1200	240		
	MPAS (3VA)	2,3	1400-1600	240		
	MPAE (3VA)	3	1600	240		

240V Breaker Series Ratings (continued)

Series Rating kAIR	Main Breaker		Branch Breaker				
	Type	Max. Amperes	Type	Number of Poles	Voltage	Amperes	
150,000	125	HEAB (3VA) (2,3P)	QP, BL, BQ, QPH, BLH, BOH, HQP, HBL, HBQ	1 2 3	15-70 15-125 15-100	120/240 120/240 240	
			BT, BTH	1	15-20	120/240	
			QPF2, BLF2, QPHF2, BLHF2, HQPF2, HBLF2, QPF2N, QE2, BLE2, QE2, BLEH2	1	15-30	120	
			QPF, BLF, QPHF, BLHF, QE, BLE, QE2, BLEH	2	15-60	120/240	
			QFGA2, BFGA2, QFGA2N, QFGAH2, BFGAH2, HQFGA2, HBFGA2	1	15-20	120	
			HFD6, HFXD6	2, 3	70-250	240	
			MD6, MXD6, HMD6, HMXD6	2, 3	500-800	240	
			NDGB, HDGB	2, 3	50-150	240	
			NFGB, HFGB	2, 3	100-250	240	
			NJGA, NJJA, HJGA	2, 3	250-400	240	
	NLGB, HLGB	2, 3	400-600	240			
	NMG, HMG	2, 3	600-800	240			
	SEAS, MEAS, SEAB, MEAB (3VA)	1,2,3	15-125	120/240			
	MDAE, HDAE (3VA)	3	40-150	240			
	MFAS, HFAS (3VA)	2, 3	40-250	240			
	MFAE, HFAE (3VA)	3	100-250	240			
	MJAS, HJAS (3VA)	2,3	200-400	240			
	MJAE, HJAE (3VA)	3	250-400	240			
	MLAS, HLAS (3VA)	2,3	450-600	240			
	MLAE, HLAE (3VA)	3	400-600	240			
	MMAS, HMAS (3VA)	2,3	600-800	240			
	MMAE (3VA)	3	600-800	240			
	HFD6, HFXD6	2, 3	70-250	240			
	MD6, MXD6, HMD6, HMXD6	2, 3	500-800	240			
	NDGB, HDGB	2, 3	50-150	240			
	NFGB, HFGB	2, 3	100-250	240			
	NJGA, NJJA, HJGA	2, 3	250-400	240			
	NLGB, HLGB	2, 3	400-600	240			
	NMG, HMG	2, 3	600-800	240			
	SEAS, MEAS, SEAB, MEAB (3VA)	1,2,3	15-125	120/240			
	MDAE, HDAE (3VA)	3	40-150	240			
	MFAS, HFAS (3VA)	2, 3	40-250	240			
	MFAE, HFAE (3VA)	3	100-250	240			
	MJAS, HJAS (3VA)	2,3	200-400	240			
	MJAE, HJAE (3VA)	3	250-400	240			
	MLAS, HLAS (3VA)	2,3	450-600	240			
	MLAE, HLAE (3VA)	3	400-600	240			
	MMAS, HMAS (3VA)	2,3	600-800	240			
	MMAE (3VA)	3	600-800	240			
	MMNAE (3VA)	3	1000	240			
	200,000	125	CED6 (2,3P)	QP, BQ, BL, QPH, BQH, BLH, HQP, HBQ, HBL	1 2 3	15-70 15-125 15-100	120/240 240 240
	QAF2, QAF2N, BAF2, QAF, BOAF, BAF, QAFH2, BAFH2, HQAF2, HBAF2, QAFH, BOAFH, BAFH, QFGA2, QFGA2N, BFGA2, HOFGA2, HBFGA2, QFGAH2, BFGAH2			1	15-20	120	
	QAF, BAF, QAFH, BAFH, QAFN			2	15-20	120/240	
	QEH, BLEH, QE, BE, QPHF, BQHF, BLHF, QPF, BLF, BQF, BLE, QPF2, BLF2, QPHF2, BLHF2, HQPF2, HBLF2			1	15-30	120	
	QEH, BLEH, QPHF, QE, BLHF, QPF, BLF, BLE			2	15-60	120/240	
	QT			1, 2	15-50	120/240	
	NGB, HGB, LGB			1,2,3	15-125	240	
	ED4, HED4			1	15-100	120	
	ED4, ED6, HED4, HED6			2, 3	15-125	240	
	SEAB, MEAB, HEAB (3VA)			1,2,3	15-125	120/240	
	150	150	LDGB (2,3P) CDAE, LDAE (3VA) (3P)	NGB, HGB, LGB	1,2,3	15-125	240
	NDGB, HDGB			2, 3	50-150	240	
	MDAE, HDAE (3VA)	3	40-150	240			
	NDGB, HDGB	2, 3	50-150	240			
	MDAE, HDAE (3VA)	3	40-150	240			
	250	250	HHFD6, HHFXD6 (2,3P) CFD6-A (2,3P)	NGB, HGB, LGB	1,2,3	15-125	240
	SEAB, MEAB, HEAB (3VA)			1,2,3	15-125	120/240	
	QP, BQ, BL, QPH, BQH, BLH, HQP, HBQ, HBL	1 2 3	15-70 15-125 15-100	120/240 240 240			

Molded Case Circuit Breakers

Series Connected Short Circuit Ratings

General

240V Breaker Series Ratings (continued)

Series Rating kAIR	Main Breaker		Branch Breaker				
	Type	Max. Amperes	Type	Number of Poles	Voltage	Amperes	
200,000	250	CFD6-A (2,3P)	QAF2, QAF2N, BAF2, QAF, BOAF, BAF, QAFH2, BAFH2, HQAF2, HBAF2, QAFH, BOAFH, BAFH, QFGA2, QFGA2N, BFGA2, HQFGA2, HBFGA2, QFGAH2, BFGAH2	1	15-20	120	
			QAF, BAF, QAFH, BAFH, QAFN	2	15-20	120/240	
			QEH, BLEH, QE, BE, QPHF, BQHF, BLHF, QPF, BLF, BQF, BLE, QPF2, BLF2, QPHF2, BLHF2, HQPF2, HBLF2	1	15-30	120	
			QEH, BLEH, QPHF, QE, BLHF, QPF, BLF, BLE	2	15-60	120/240	
			QT	1, 2	15-50	120/240	
			QPPH, QPP	1, 2	125-225	120/240	
			QJ2, QJH2, QJ2H	2	125-225	120/240	
			QR2, QRH2, HQR2, HQR2H	2, 3	100-250	240	
			NGB, HGB, LGB	1,2,3	15-125	240	
			ED2	1,2,3	15-100	240	
			ED4, HED4	1	15-100	120	
			ED4, ED6, HED4, HED6	2, 3	15-125	240	
			FD6-A, FXD6-A, HFD6, HFXD6	2, 3	70-250	240	
			NDGB, HDGB	2, 3	50-150	240	
			NFGB, HFGB	2, 3	100-250	240	
			BT, BTH	1	15-20	120/240	
			SEAB, MEAB, HEAB (3VA)	1,2,3	15-125	120/240	
			MDAE, HDAE (3VA)	3	40-150	240	
			MFAS, HFAS (3VA)	2, 3	40-250	240	
			MFAE, HFAE (3VA)	3	100-250	240	
			QJ2, QJH2	3	60-225	240	
			HFD6, HFXD6	2, 3	70-250	240	
			NGB, HGB, LGB	1,2,3	15-125	240	
			NDGB, HDGB	2, 3	50-150	240	
			NFGB, HFGB	2, 3	100-250	240	
			MDAE, HDAE (3VA)	3	40-150	240	
			OT	1, 2	15-50	120/240	
			CFAS, CFAE, LFAE (3VA) (2,3P)	QAF2, BAF2, QAF2N, QAFH2, BAFH2, HQAF2, HBAF2, QFGA2, BFGA2, QFGA2N, QFGAH2, BFGAH2, HQFGA2, HBFGA2	1	15-20	120
				QAF, BAF, QAFH, BAFH, QAFN	2	15-20	120/240
				QPF2, BLF2, QPF2N, QPHF2, BLHF2, HQPF2, HBLF2, QE2, BLE2, QEH2, BLEH2	1	15-30	120
				QPF, BLF, QE, BLE, QPHF, BLHF, QEH, BLEH	2	15-60	120/240
				QP, BQ, BL, QPH, BQH, BLH, HQP, HBQ, HBL	1	15-70	120/240
					2	15-125	240
					3	15-100	240
				EQ948#	2	125-225	120/240
				QPP, QPPH	2	125-225	120/240
				QR2, QRH2, HQR2, HQR2H	2, 3	100-250	240
				NGB, HGB, LGB	1,2,3	15-125	240
				ED2	1,2,3	15-100	240
				ED4	1	15-100	240
		ED4, ED6		2, 3	15-125	240	
		HFD6, HFXD6		2, 3	70-250	240	
		NDGB, HDGB		2, 3	50-150	240	
		NFGB, HFGB		2, 3	100-250	240	
		SEAB, MEAB, HEAB (3VA)		1,2,3	15-125	120/240	
		MDAE, HDAE (3VA)		3	40-150	240	
		MFAS, HFAS (3VA)		2, 3	40-250	240	
		MFAE, HFAE (3VA)		3	100-250	240	
		HHJD6, HHJXD6 (2,3P)		FD6-A, FXD6-A, HFD6, HFXD6	2, 3	70-250	240
				NDGB, HDGB	2, 3	50-150	240
				NFGB, HFGB	2, 3	100-250	240
				NJGA, NJJA, HJGA	2, 3	250-400	240
				MDAE, HDAE (3VA)	3	40-150	240
				MFAS, HFAS (3VA)	2, 3	40-250	240
				MFAE, HFAE (3VA)	3	100-250	240
				MJAS, HJAS (3VA)	2, 3	200-400	240
				MJAE, HJAE (3VA)	3	250-400	240
				QPH, BLH, BQH, HQP, HBL, HBQ	1	100-125	120/240
					2	15-125	240
				OT	1, 2	15-50	120/240
				NGB, HGB, LGB	1,2,3	15-125	240
				ED4, ED6	2, 3	15-125	240
				FD6-A, FXD6-A, HFD6, HFXD6	2, 3	70-250	240
				JXD2-A, JD6-A, JXD6-A, HJD6-A, HJXD6-A	1, 2	200-400	240
				NDGB, HDGB	2, 3	50-150	240
				NFGB, HFGB	2, 3	100-250	240
				CJD6-A (2,3P)	QAF2, QAF2N, BAF2, QAF, BOAF, BAF, QAFH2, BAFH2, HQAF2, HBAF2, QAFH, BOAFH, BAFH, QFGA2, QFGA2N, BFGA2, HQFGA2, HBFGA2, QFGAH2, BFGAH2	1	15-20
			QAF, BAF, QAFH, BAFH, QAFN		2	15-20	120/240
			QEH, BLEH, QE, BE, QPHF, BQHF, BLHF, QPF, BLF, BQF, BLE, QPF2, BLF2, QPHF2, BLHF2, HQPF2, HBLF2		1	15-30	120
			QEH, BLEH, QPHF, QE, BLHF, QPF, BLF, BLE		2	15-60	120/240
			QT		1, 2	15-50	120/240
			QPPH, QPP		1, 2	125-225	120/240
			QJ2, QJH2, QJ2H		2	125-225	120/240
			QR2, QRH2, HQR2, HQR2H		2, 3	100-250	240
			NGB, HGB, LGB		1,2,3	15-125	240
			ED2		1,2,3	15-100	240
			ED4, HED4		1	15-100	120
			ED4, ED6, HED4, HED6		2, 3	15-125	240
			FD6-A, FXD6-A, HFD6, HFXD6		2, 3	70-250	240
			NDGB, HDGB		2, 3	50-150	240
			NFGB, HFGB		2, 3	100-250	240
			BT, BTH		1	15-20	120/240
			SEAB, MEAB, HEAB (3VA)		1,2,3	15-125	120/240
			MDAE, HDAE (3VA)		3	40-150	240
			MFAS, HFAS (3VA)		2, 3	40-250	240
			MFAE, HFAE (3VA)		3	100-250	240
			QJ2, QJH2		3	60-225	240
			HFD6, HFXD6		2, 3	70-250	240
		NGB, HGB, LGB	1,2,3		15-125	240	
		NDGB, HDGB	2, 3		50-150	240	
		NFGB, HFGB	2, 3		100-250	240	
		MDAE, HDAE (3VA)	3		40-150	240	
		OT	1, 2		15-50	120/240	

240V Breaker Series Ratings (continued)

Series Rating kAIR	Main Breaker		Branch Breaker					
	Type	Max. Amperes	Type	Number of Poles	Voltage	Amperes		
200,000	400	CJD6-A (2,3P)	NJGA, NJJA, HJGA	2, 3	250-400	240		
			SEAB, MEAB, HEAB (3VA)	1,2,3	15-125	120/240		
			MDAE, HDAE (3VA)	3	40-150	240		
			MFAS, HFAS (3VA)	2, 3	40-250	240		
			MFAE, HFAE (3VA)	3	100-250	240		
			MJAS, HJAS (3VA)	2,3	200-400	240		
			MJAE, HJAE (3VA)	3	250-400	240		
			NGB, HGB, LGB	1,2,3	15-125	240		
			HFD6, HFXD6	2, 3	70-250	240		
			NDGB, HDGB	2, 3	50-150	240		
			NFGB, HFGB	2, 3	100-250	240		
			NJGA, NJJA, HJGA	2, 3	250-400	240		
			MDAE, HDAE (3VA)	3	40-150	240		
			MFAS, HFAS (3VA)	2, 3	40-250	240		
			MFAE, HFAE (3VA)	3	100-250	240		
			MJAS, HJAS (3VA)	2,3	200-400	240		
			MJAE, HJAE (3VA)	3	250-400	240		
			QT	1, 2	15-50	120/240		
			CJAS, CJAE, LJAE (3VA) (2,3P)	QPH, BLH, BQH, HQP, HBL, HBQ	1	15-70	120/240	
					2	15-125	240	
					3	15-100	240	
				NGB, HGB, LGB	1,2,3	15-125	240	
				QR2, QRH2, HQR2, HQR2H	2, 3	100-250	240	
				ED2	1,2,3	15-100	240	
				ED4	1	15-100	120	
				ED4	2, 3	15-125	240	
				FD6-A, FXD6-A, HFD6, HFXD6	2, 3	70-250	240	
				NDGB, HDGB	2, 3	50-150	240	
				NFGB, HFGB	2, 3	100-250	240	
				NJGA, NJJA, HJGA	2, 3	250-400	240	
				SEAB, MEAB, HEAB (3VA)	1,2,3	15-125	120/240	
				MDAE, HDAE (3VA)	3	40-150	240	
				MFAS, HFAS (3VA)	2, 3	40-250	240	
				MFAE, HFAE (3VA)	3	100-250	240	
				MJAS, HJAS (3VA)	2,3	200-400	240	
				MJAE, HJAE (3VA)	3	250-400	240	
				NGB, HGB, LGB	1,2,3	15-125	240	
				HHLd6, HHLXD6 (2,3P)	FD6-A, FXD6-A, HFD6, HFXD6	2, 3	70-250	240
					NDGB, HDGB	2, 3	50-150	240
					NFGB, HFGB	2, 3	100-250	240
		NJGA, HJGA, NJJA			2, 3	250-400	240	
		NLGB, HLGB			2, 3	400-600	240	
		MDAE, HDAE (3VA)			3	40-150	240	
		MFAS, HFAS (3VA)			2, 3	40-250	240	
		MFAE, HFAE (3VA)			3	100-250	240	
		MJAS, HJAS (3VA)			2,3	200-400	240	
		MJAE, HJAE (3VA)			3	250-400	240	
		MLAS, MLAS (3VA)			2,3	450-600	240	
		MLAE, HLAE (3VA)			3	400-600	240	
		QPH, BQH, BLH, HQP, HBL, HBL			2	100-125	120/240	
					3	100	240	
		QT			1, 2	15-50	120/240	
		ED4, ED6			2, 3	15-125	240	
		FD6-A, FXD6-A, HFD6, HFXD6			2, 3	70-250	240	
		JXD2-A, JD6-A, JXD6-A, HJD6-A, HJXD6-A			2, 3	200-400	240	
		LD6-A, HLD6-A			2, 3	250-600	240	
		LXD6-A, HJXD6-A			2, 3	450-600	240	
		NGB, HGB, LGB			1,2,3	15-125	240	
		NDGB, HDGB	2, 3		50-150	240		
		NFGB, HFGB	2-3		100-250	240		
		NJGA, HJGA, NJJA	2-3		250-400	240		
		NLGB, HLGB	2-3		400-600	240		
		MDAE, HDAE (3VA)	3		40-150	240		
		MFAS, HFAS (3VA)	2, 3		40-250	240		
		MFAE, HFAE (3VA)	3		100-250	240		
		MJAS, HJAS (3VA)	2,3		200-400	240		
		MJAE, HJAE (3VA)	3		250-400	240		
		MLAS, MLAS (3VA)	2,3		450-600	240		
		MLAE, HLAE (3VA)	3		400-600	240		
		CLD6-A (2,3P)	NGB, HGB, LGB		1,2,3	15-125	240	
			HFD6, HFXD6		2, 3	70-250	240	
			NDGB, HDGB		2, 3	50-150	240	
			NFGB, HFGB		2, 3	100-250	240	
			NJGA, HJGA, NJJA		2, 3	250-400	240	
			NLGB, HLGB		2, 3	400-600	240	
			MDAE, HDAE (3VA)		3	40-150	240	
			MFAS, HFAS (3VA)		2, 3	40-250	240	
			MFAE, HFAE (3VA)	3	100-250	240		
			MJAS, HJAS (3VA)	2,3	200-400	240		
			MJAE, HJAE (3VA)	3	250-400	240		
			MLAS, MLAS (3VA)	2,3	450-600	240		
			MLAE, HLAE (3VA)	3	400-600	240		
			QPH, BQH, BLH, HQP, HBL, HBL	2	100-125	120/240		
				3	100	240		
			QT	1, 2	15-50	120/240		
			ED4, ED6	2, 3	15-125	240		
			FD6-A, FXD6-A, HFD6, HFXD6	2, 3	70-250	240		
			JXD2-A, JD6-A, JXD6-A, HJD6-A, HJXD6-A	2, 3	200-400	240		
			LD6-A, HLD6-A	2, 3	250-600	240		
			LXD6-A, HJXD6-A	2, 3	450-600	240		
			NGB, HGB, LGB	1,2,3	15-125	240		
			NDGB, HDGB	2, 3	50-150	240		
			NFGB, HFGB	2-3	100-250	240		
			NJGA, HJGA, NJJA	2-3	250-400	240		
			NLGB, HLGB	2-3	400-600	240		
			MDAE, HDAE (3VA)	3	40-150	240		
			MFAS, HFAS (3VA)	2, 3	40-250	240		
			MFAE, HFAE (3VA)	3	100-250	240		
			MJAS, HJAS (3VA)	2,3	200-400	240		
			MJAE, HJAE (3VA)	3	250-400	240		
MLAS, MLAS (3VA)	2,3		450-600	240				
MLAE, HLAE (3VA)	3		400-600	240				
LLGB (2,3P)	NGB, HGB, LGB		1,2,3	15-125	240			
	HFD6, HFXD6		2, 3	70-250	240			
	NDGB, HDGB		2, 3	50-150	240			
	NFGB, HFGB		2, 3	100-250	240			
	NJGA, HJGA, NJJA		2, 3	250-400	240			
	NLGB, HLGB		2, 3	400-600	240			
	MDAE, HDAE (3VA)		3	40-150	240			
	MFAS, HFAS (3VA)	2, 3	40-250	240				
	MFAE, HFAE (3VA)	3	100-250	240				
	MJAS, HJAS (3VA)	2,3	200-400	240				
	MJAE, HJAE (3VA)	3	250-400	240				
	MLAS, HLAS (3VA)	2,3	450-600	240				
	MLAE, HLAE (3VA)	3	400-600	240				

MOLDED CASE CIRCUIT BREAKERS

Molded Case Circuit Breakers

Series Connected Short Circuit Ratings

General

240V Breaker Series Ratings (continued)

Series Rating kAIR	Main Breaker		Branch Breaker						
	Type	Max. Amperes	Type	Number of Poles	Voltage	Amperes			
600		CLAS CLAE LLAE (3VA) (2,3P)	QT	1, 2	15-50	120/240			
			QPH, BLH, BQH, HQP, HBL, HBQ	1	15-70	120/240			
				2	15-125	240			
				3	15-100	240			
				1,2,3	15-125	240			
				2, 3	100-250	240			
				2, 3	70-250	240			
				2, 3	50-150	240			
				2, 3	100-250	240			
				2, 3	250-400	240			
				2, 3	400-600	240			
				1,2,3	15-125	120/240			
				3	40-150	240			
				2, 3	40-250	240			
				3	100-250	240			
				2,3	200-400	240			
				3	250-400	240			
				2,3	450-600	240			
				3	400-600	240			
			200,000		CMD6 (2,3P)	ED4, ED6, HED4, HED6	2, 3	15-125	240
FD6-A, FXD6-A, HFD6, HFXD6	2, 3	70-250				240			
JXD2-A, JD6-A, JXD6-A, HJD6-A, HJXD6-A	2, 3	200-400				240			
LD6-A, HLD6-A	2, 3	250-600				240			
LXD6-A, HLXD6-A	2, 3	450-600				240			
MD6, MXD6, HMD6, HMXD6	2, 3	500-800				240			
NDGB, HDGB	2, 3	50-150				240			
NFGB, HFGB	2, 3	100-250				240			
NJGA, HJGA, NJJA	2, 3	250-400				240			
NLGB, HLGB	2, 3	400-600				240			
MDAE, HDAE (3VA)	3	40-150				240			
MFAS, HFAS (3VA)	2, 3	40-250				240			
MFAE, HFAE (3VA)	3	100-250				240			
MJAS, HJAS (3VA)	2,3	200-400				240			
MJAE, HJAE (3VA)	3	250-400				240			
MLAS, HLAS (3VA)	2,3	450-600				240			
MLAE, HLAE (3VA)	3	400-600				240			
800		SCMD6, SCMD6-A, SCMD6-B (3P)				MD6, MXD6, HMD6, HMXD6	2, 3	500-800	240
						NDGB, HDGB	2, 3	50-150	240
						NFGB, HFGB	2, 3	100-250	240
			NJGA, HJGA, NJJA	2, 3	250-400	240			
			NLGB, HLGB	2, 3	400-600	240			
			NMG, HMG	2, 3	600-800	240			
			MDAE, HDAE (3VA)	3	40-150	240			
			MFAS, HFAS (3VA)	2, 3	40-250	240			
			MFAE, HFAE (3VA)	3	100-250	240			
			MJAS, HJAS (3VA)	2,3	200-400	240			
			MJAE, HJAE (3VA)	3	250-400	240			
			MLAS, HLAS (3VA)	2,3	450-600	240			
			MLAE, HLAE (3VA)	3	400-600	240			
			LMG (2,3P)	HFD6, HFXD6	2, 3	70-250	240		
				MD6, MXD6, HMD6, HMXD6	2, 3	500-800	240		
				NDGB, HDGB	2, 3	50-150	240		
				NFGB, HFGB	2, 3	100-250	240		
				NJGA, HJGA, NJJA	2, 3	250-400	240		
				NLGB, HLGB	2, 3	400-600	240		
				NMG, HMG	2, 3	600-800	240		
MDAE, HDAE (3VA)	3	40-150		240					
MFAS, HFAS (3VA)	2, 3	40-250		240					
MFAE, HFAE (3VA)	3	100-250		240					
CMAS, CMAE (3VA) (2,3P)	HFD6, HFXD6	2, 3	70-250	240					
	MD6, MXD6, HMD6, HMXD6	2, 3	500-800	240					
	NDGB, HDGB	2, 3	50-150	240					
	NFGB, HFGB	2, 3	100-250	240					
	NJGA, NJJA, HJGA	2, 3	250-400	240					
	NLGB, HLGB	2, 3	400-600	240					
	NMG, HMG	2, 3	600-800	240					
	SEAB, MEAB, HEAB (3VA)	1,2,3	15-125	120/240					
	MDAE, HDAE (3VA)	3	40-150	240					
	MFAS, HFAS (3VA)	2, 3	40-250	240					

240V Breaker Series Ratings (continued)

Series Rating kAIR	Main Breaker		Branch Breaker						
	Type	Max. Amperes	Type	Number of Poles	Voltage	Amperes			
600		CMNAE (3VA) (3P)	HFD6, HFXD6	2, 3	70-250	240			
			MD6, MXD6, HMD6, HMXD6	2, 3	500-800	240			
			NDGB, HDGB	2, 3	50-150	240			
			NFGB, HFGB	2, 3	100-250	240			
			NJGA, NJJA, HJGA	2, 3	250-400	240			
			NLGB, HLGB	2, 3	400-600	240			
			NMG, HMG	2, 3	600-800	240			
			SEAB, MEAB, HEAB (3VA)	1,2,3	15-125	120/240			
			MDAE, HDAE (3VA)	3	40-150	240			
			MFAS, HFAS (3VA)	2, 3	40-250	240			
			MFAE, HFAE (3VA)	3	100-250	240			
			MJAS, HJAS (3VA)	2,3	200-400	240			
			MJAE, HJAE (3VA)	3	250-400	240			
			MLAS, HLAS (3VA)	2,3	450-600	240			
			MLAE, HLAE (3VA)	3	400-600	240			
			MMAS, HMAS (3VA)	2,3	600-800	240			
			MMAE, HMAE (3VA)	3	600-800	240			
			MMNAE, HMNAE (3VA)	3	1000	240			
			ED4, ED6, HED4, HED6	2, 3	15-125	240			
			200,000		CND6 (3P)	FD6-A, FXD6-A, HFD6, HFXD6	2, 3	70-250	240
JXD2-A, JD6-A, JXD6-A, HJD6-A, HJXD6-A	2, 3	200-400				240			
LD6-A, HLD6-A	2, 3	250-600				240			
LXD6-A, HLXD6-A	2, 3	450-600				240			
MD6, MXD6, HMD6, HMXD6	2, 3	500-800				240			
NDGB, HDGB	2, 3	50-150				240			
NFGB, HFGB	2, 3	100-250				240			
NJGA, HJGA, NJJA	2, 3	250-400				240			
NLGB, HLGB	2, 3	400-600				240			
NMG, HMG	2, 3	600-800				240			
MDAE, HDAE (3VA)	3	40-150				240			
MFAS, HFAS (3VA)	2, 3	40-250				240			
MFAE, HFAE (3VA)	3	100-250				240			
MJAS, HJAS (3VA)	2,3	200-400				240			
MJAE, HJAE (3VA)	3	250-400				240			
MLAS, HLAS (3VA)	2,3	450-600				240			
MLAE, HLAE (3VA)	3	400-600				240			
800		SCND6-A, SCND6-B (3P)				MD6, MXD6, HMD6, HMXD6	2, 3	500-800	240
						SMD6, SHMD6, SMD6-B, SHMD6-B	3	600-800	240
						ND6, NXD6, HND6, HNXD6	2, 3	800-1200	240
			SND6, SHND6, SND6-B, SHND6-B	3	800-1200	240			
			NDGB, HDGB	2, 3	50-150	240			
			NFGB, HFGB	2, 3	100-250	240			
			NJGA, HJGA, NJJA	2, 3	250-400	240			
			NLGB, HLGB	2, 3	400-600	240			
			NMG, HMG	2, 3	600-800	240			
			MDAE, HDAE (3VA)	3	40-150	240			
			MFAS, HFAS (3VA)	2, 3	40-250	240			
			MFAE, HFAE (3VA)	3	100-250	240			
			MJAS, HJAS (3VA)	2,3	200-400	240			
			MJAE, HJAE (3VA)	3	250-400	240			
			MLAS, HLAS (3VA)	2,3	450-600	240			
			MLAE, HLAE (3VA)	3	400-600	240			
			LNG (2,3P)	HFD6, HFXD6	2, 3	70-250	240		
				MD6, MXD6, HMD6, HMXD6	2, 3	500-800	240		
				ND6, NXD6, HND6, HNXD6	2, 3	800-1200	240		
				NDGB, HDGB	2, 3	50-150	240		
NFGB, HFGB	2, 3	100-250		240					
NJGA, HJGA, NJJA	2, 3	250-400		240					
NLGB, HLGB	2, 3	400-600		240					
NMG, HMG	2, 3	600-800		240					
MDAE, HDAE (3VA)	3	40-150		240					
MFAS, HFAS (3VA)	2, 3	40-250		240					
CNAS, CNAE (3VA) (2,3P)	HFD6, HFXD6	2, 3	70-250	240					
	MD6, MXD6, HMD6, HMXD6	2, 3	500-800	240					
	ND6, NXD6, HND6, HNXD6	2, 3	800-1200	240					
	NDGB, HDGB	2, 3	50-150	240					
	NFGB, HFGB	2, 3	100-250	240					
	NJGA, HJGA, NJJA	2, 3	250-400	240					
	NLGB, HLGB	2, 3	400-600	240					
	NMG, HMG	2, 3	600-800	240					
	MDAE, HDAE (3VA)	3	40-150	240					
	MFAS, HFAS (3VA)	2,3	40-250	240					

Molded Case Circuit Breakers

Series Connected Short Circuit Ratings

General

240V Breaker Series Ratings (continued)

Series Rating kAIR	Main Breaker		Branch Breaker			
	Type	Max. Amperes	Type	Number of Poles	Voltage	Amperes
200,000	1200	CNAS, CNAE (3VA) (2,3P)	MJAE, HJAE (3VA)	3	250-400	240
			MLAS, HLAS (3VA)	2,3	450-600	240
			MLAE, HLAE (3VA)	3	400-600	240
			MMAS, HMAS (3VA)	2,3	600-800	240
			MMAE, HMAE (3VA)	3	600-800	240
			MMNAE, HMNAE (3VA)	3	1000	240
			MNAS, HNAS (3VA)	2,3	800-1200	240
			MNAE, HNAE (3VA)	3	800-1200	240
			FD6-A, FXD6-A, HFD6, HFXD6	2, 3	70-250	240
			JXD2-A, JD6-A, JXD6-A, HJD6-A, HJXD6-A	2, 3	200-400	240
	LD6-A, HLD6-A	2, 3	250-600	240		
	LXD6-A, HLXD6-A	2, 3	450-600	240		
	MD6, MXD6, HMD6, HMXD6	2, 3	500-800	240		
	ND6, NXD6, HND6, HNXD6	2, 3	800-1200	240		
	NDGB, HDGB	2, 3	50-150	240		
	NFGB, HFGB	2, 3	100-250	240		
	NJGA, HJGA, NJJA	2, 3	250-400	240		
	NLGB, HLGB	2, 3	400-600	240		
	NMG, HMG	2, 3	600-800	240		
	MDAE, HDAE (3VA)	3	40-150	240		
	MFAS, HFAS (3VA)	2, 3	40-250	240		
	MFAE, HFAE (3VA)	3	100-250	240		
	MJAS, HJAS (3VA)	2,3	200-400	240		
	MJAE, HJAE (3VA)	3	250-400	240		
	MLAS, HLAS (3VA)	2,3	450-600	240		
	MLAE, HLAE (3VA)	3	400-600	240		
	HFD6, HFXD6	2, 3	70-250	240		
	MD6, MXD6, HMD6, HMXD6	2, 3	500-800	240		
	ND6, NXD6, HND6, HNXD6	2, 3	800-1200	240		
	PD6, PXD6, HPD6, HPXD6	2, 3	1200-1600	240		
	NDGB, HDGB	2, 3	50-150	240		
	NFGB, HFGB	2, 3	100-250	240		
	NJGA, HJGA, NJJA	2, 3	250-400	240		
	NLGB, HLGB	2, 3	400-600	240		
	NMG, HMG	2, 3	600-800	240		
	MDAE, HDAE (3VA)	3	40-150	240		
	MFAS, HFAS (3VA)	2, 3	40-250	240		
	MFAE, HFAE (3VA)	3	100-250	240		
	MJAS, HJAS (3VA)	2,3	200-400	240		
	MJAE, HJAE (3VA)	3	250-400	240		
	MLAS, HLAS (3VA)	2,3	450-600	240		
	MLAE, HLAE (3VA)	3	400-600	240		
	MD6, MXD6, HMD6, HMXD6	2, 3	500-800	240		
	ND6, NXD6, HND6, HNXD6	2, 3	800-1200	240		
	MDAE, HDAE (3VA)	3	40-150	240		
	MFAS, HFAS (3VA)	2,3	40-250	240		
	MFAE, HFAE (3VA)	3	100-250	240		
	MJAS, HJAS (3VA)	2,3	200-400	240		
	MJAE, HJAE (3VA)	3	250-400	240		
	MLAS, HLAS (3VA)	2,3	450-600	240		
	MLAE, HLAE (3VA)	3	400-600	240		
	MMAS, HMAS (3VA)	2,3	600-800	240		
	MMAE, HMAE (3VA)	3	600-800	240		
	MMNAE, HMNAE (3VA)	3	1000	240		
	MNAS, HNAS (3VA)	2,3	800-1200	240		
	MNAE, HNAE (3VA)	3	800-1200	240		
	MPAS, HPAS (3VA)	2,3	1400-1600	240		
	MPAE, HPAE (3VA)	3	1600	240		
	MDAE, HDAE (3VA)	3	40-150	240		
	MFAS, HFAS (3VA)	2,3	40-250	240		
	MFAE, HFAE (3VA)	3	100-250	240		
	MJAS, HJAS (3VA)	2,3	200-400	240		
	MJAE, HJAE (3VA)	3	250-400	240		
	MLAS, HLAS (3VA)	2,3	450-600	240		
	MLAE, HLAE (3VA)	3	400-600	240		
	MMAS, HMAS (3VA)	2,3	600-800	240		
	MMAE, HMAE (3VA)	3	600-800	240		
	MMNAE, HMNAE (3VA)	3	1000	240		
	MNAS, HNAS (3VA)	2,3	800-1200	240		
	MNAE, HNAE (3VA)	3	800-1200	240		
	MPAS, HPAS (3VA)	2,3	1400-1600	240		
	MPAE, HPAE (3VA)	3	1600	240		
	MRAS, HRAS (3VA)	2,3	1800-2000	240		
	MRAE, HRAE (3VA)	3	2000	240		

*Main Breaker Series Rated below Listed Interrupting Rating

480V Breaker Series Ratings

Series Rating kAIR	Main Breaker		Branch Breaker				
	Max. Amperes	Type	Type	Number of Poles	Amperes	Volts	
18,000	125	ED4 (2,3P)	BQD, CQD	1,2,3	15-100	480Y/277	
25,000	125	ED6 (2,3P)	BQD, CQD	1,2,3	15-100	480Y/277	
		NGB, HGB*, LBG* (2,3P)	BQD, CQD	1,2,3	15-100	480Y/277	
	250	125	MEAS (3VA) (2,3P)	NGB, NGB2	1,2,3	15-125	480Y/277
			SEAB, SEAS	1,2,3	15-125	480Y/277	
		FD6-A, FXD6-A (2,3P)	SEAB, SEAS (3VA)	1,2,3	15-125	480Y/277	
			BQD, CQD	1,2,3	15-100	480Y/277	
			ED4	1	15-100	277	
			ED4, ED6	2,3	15-125	480	
			NGB, NGB2	1,2,3	15-125	480Y/277	
			SEAB, SEAS (3VA)	1,2,3	15-125	480Y/277	
400	JD6-A, JXD6-A (2,3P)	NGB, NGB2	1,2,3	15-125	480Y/277		
		SEAB, SEAS (3VA)	1,2,3	15-125	480Y/277		
	MJAS, MJAE (3VA) (2,3P)	BQD, CQD	1,2,3	15-300	480Y/277		
		ED4	1	15-100	277		
35,000	600	MLAS, MLAE (3VA) (2,3P)	NGB, NGB2	1,2,3	15-125	480Y/277	
			SEAB, SEAS (3VA)	1,2,3	15-125	480Y/277	
	800	MMAS, MMAE (3VA) (2,3P)	NGB, NGB2	1,2,3	15-125	480Y/277	
			SEAB, SEAS (3VA)	1,2,3	15-125	480Y/277	
	1000	MMNAE (3VA) (2,3P)	NGB, NGB2	1,2,3	15-125	480Y/277	
			SEAB, SEAS (3VA)	1,2,3	15-125	480Y/277	
	1200	MNAS, MNAE (3VA) (2,3P)	NGB, NGB2	1,2,3	15-125	480Y/277	
			SEAB, SEAS (3VA)	1,2,3	15-125	480Y/277	
	1600	MPAS, MPAE (3VA) (2,3P)	SEAB, SEAS (3VA)	1,2,3	15-125	480Y/277	
			MRAS, MRAE (3VA) (2,3P)	SEAB, SEAS (3VA)	1,2,3	15-125	480Y/277
42,000	125	HED4 (2,3P)	BQD, CQD	1,2,3	15-100	480Y/277	
			ED4	1	15-100	277	
	400	HJD6-A*, HJXD6-A* (2,3P)	ED4, ED6	2,3	15-125	480	
			NGB, HGB	1,2,3	15-125	480Y/277	
	250	HFD6, HFXD6 (2,3P)	NGB, HGB, NGB2	1,2,3	15-125	480Y/277	
			SEAB, MEAB, SEAS, MEAS (3VA)	1,2,3	15-125	480Y/277	
	400	HJD6-A*, HJXD6-A* (2,3P)	HED4	2,3	15-50	480	
			MFAS (3VA)	2,3	40-250	480	
			MFAE (3VA)	3	100-250	480	
			MJAS (3VA)	2,3	200-400	480	
MJAE (3VA)			3	250-400	480		
MJAS (3VA)			2,3	200-400	480		
50,000	600	HLD6-A*, HLXD6-A* (2,3P)	HED4	2,3	15-50	480	
			MFAS (3VA)	2,3	40-250	480	
			MFAE (3VA)	3	100-250	480	
			MJAS (3VA)	2,3	200-400	480	
			MJAE (3VA)	3	250-400	480	
			MJAS (3VA)	2,3	200-400	480	
	800	MD6, MXD6 (2,3P)	MLAS (3VA)	2,3	450-600	480	
			MLAE (3VA)	3	400-600	480	
			MLAS (3VA)	2,3	450-600	480	
			MLAE (3VA)	3	400-600	480	
FD6-A, FXD6-A (2,3P)	FD6-A, FXD6-A	2,3	70-250	480			
	JD6-A, JXD6-A	2,3	200-400	480			
	SJD6-A, SJD6-B	3	200-400	480			
	LD6-A	2,3	250-600	480			
	LXD6-A	2,3	450-600	480			
	SLD6-A, SLD6-B	3	400-600	480			
	NDGB	2,3	50-150	480			
	NFGB	2,3	100-250	480			
	NJGA	2,3	250-400	480			
	NLGB	2,3	400-600	480			
NMG	2,3	600-800	480				
SEAB, MEAB, SEAS, MEAS (3VA)	1,2,3	15-125	480Y/277				

MOLDED CASE CIRCUIT BREAKERS

Molded Case Circuit Breakers

Series Connected Short Circuit Ratings

General

480V Breaker Series Ratings (continued)

Series Rating kAIR	Main Breaker		Branch Breaker			
	Max. Amperes	Type	Type	Number of Poles	Amperes	Volts
50,000	800	MD6, MXD6 (2,3P)	MDAE (3VA)	3	40-150	480
			MFAS (3VA)	2,3	40-250	480
			MFAE (3VA)	3	100-250	480
			MJAS (3VA)	2,3	200-400	480
			MJAE (3VA)	3	250-400	480
			MLAS (3VA)	2,3	450-600	480
		MLAE (3VA)	3	400-600	480	
		SMD6, SMD6-B (3P)	JD6-A, JXD6-A	2,3	200-400	480
			SJD6-A, SJD6-B	3	200-400	480
			LD6-A	2,3	250-600	480
			LXD6-A	2,3	450-600	480
			SLD6-A, SLD6-B	3	400-600	480
			NDGB	2,3	50-150	480
			NFGB	2,3	100-250	480
			NJGA	2,3	250-400	480
			NLGB	2,3	400-600	480
			NMG	2,3	600-800	480
			SEAB, MEAB, SEAS, MEAS (3VA)	1,2,3	15-125	480Y/277
	MDAE (3VA)		3	40-150	480	
	MFAS (3VA)	2,3	40-250	480		
	MFAE (3VA)	3	100-250	480		
	MJAS (3VA)	2,3	200-400	480		
	MJAE (3VA)	3	250-400	480		
	MLAS (3VA)	2,3	450-600	480		
	MLAE (3VA)	3	400-600	480		
	1200	ND6, NXD6 (2,3P)	FD6-A, FXD6-A	2,3	70-250	380
			JD6-A, JXD6-A	2,3	200-400	480
			SJD6-A, SJD6-B	3	200-400	480
			LD6-A	2,3	250-600	480
			LXD6-A	2,3	450-600	480
			SLD6-A, SLD6-B	3	400-600	480
			NDGB	2,3	50-150	480
			NFGB	2,3	100-250	480
			NJGA	2,3	250-400	480
		NLGB	2,3	400-600	480	
		NMG	2,3	600-800	480	
SEAB, MEAB, SEAS, MEAS (3VA)		1,2,3	15-125	480Y/277		
MDAE (3VA)		3	40-150	480		
MFAS (3VA)		2,3	40-250	480		
MFAE (3VA)		3	100-250	480		
MJAS (3VA)		2,3	200-400	480		
MJAE (3VA)		3	250-400	480		
MLAS (3VA)		2,3	450-600	480		
MLAE (3VA)	3	400-600	480			
1600	PD6, PXD6 (3P)	JD6-A, JXD6-A	2,3	200-400	480	
		SJD6-A, SJD6-B	3	200-400	480	
		LD6-A	2,3	250-600	480	
		LXD6-A	2,3	450-600	480	
		SLD6-A, SLD6-B	3	400-600	480	
		NDGB	2,3	50-150	480	
		NFGB	2,3	100-250	480	
		NJGA	2,3	250-400	480	
		NLGB	2,3	400-600	480	
	NMG	2,3	600-800	480		
	SEAB, MEAB, SEAS, MEAS (3VA)	1,2,3	15-125	480Y/277		
	MDAE (3VA)	3	40-150	480		
	MFAS (3VA)	2,3	40-250	480		
	MFAE (3VA)	3	100-250	480		
	MJAS (3VA)	2,3	200-400	480		
	MJAE (3VA)	3	250-400	480		
	MLAS (3VA)	2,3	450-600	480		
	MLAE (3VA)	3	400-600	480		

480V Breaker Series Ratings (continued)

Series Rating kAIR	Main Breaker		Branch Breaker			
	Max. Amperes	Type	Type	Number of Poles	Amperes	Volts
50,000	1600	PD6, PXD6 (3P)	NDGB	2,3	50-150	480
			NFGB	2,3	100-250	480
			NJGA	2,3	250-400	480
			NLGB	2,3	400-600	480
			NMG	2,3	600-800	480
			NNG	2,3	800-1200	480
			NPG	2,3	1200-1600	480
			SEAB, MEAB, SEAS, MEAS (3VA)	1,2,3	15-125	480Y/277
			MDAE (3VA)	3	40-150	480
			MFAS (3VA)	2,3	40-250	480
			MFAE (3VA)	3	100-250	480
			MJAE (3VA)	3	250-400	480
		MJAS (3VA)	2,3	200-400	480	
		MLAE (3VA)	3	400-600	480	
		MLAS (3VA)	2,3	450-600	480	
		SPD6, SPD6-B (3P)	JD6-A, JXD6-A	2,3	200-400	480
			SJD6-A, SJD6-B	3	200-400	480
			LD6-A	2,3	250-600	480
	LXD6-A		2,3	450-600	480	
	SLD6-A, SLD6-B		3	400-600	480	
	SEAB, MEAB, SEAS, MEAS (3VA)		1,2,3	15-125	480Y/277	
	MFAS (3VA)		2,3	40-250	480	
	MFAE (3VA)		3	100-250	480	
	MJAE (3VA)		3	250-400	480	
	MJAS (3VA)		2,3	200-400	480	
	MLAE (3VA)		3	400-600	480	
	MLAS (3VA)		2,3	450-600	480	
	2000	RD6, RXD6 (3P)	FD6-A, FXD6-A	2,3	70-250	480
			JD6-A, JXD6-A	2,3	200-400	480
			SJD6-A, SJD6-B	3	200-400	480
			LD6-A	2,3	250-600	480
			LXD6-A	2,3	450-600	480
			SLD6-A, SLD6-B	3	400-600	480
			NDGB	2,3	50-150	480
			NFGB	2,3	100-250	480
			NJGA	2,3	250-400	480
NLGB		2,3	400-600	480		
NMG		2,3	600-800	480		
NNG		2,3	800-1200	480		
NPG		2,3	1200-1600	480		
SEAB, MEAB, SEAS, MEAS (3VA)		1,2,3	15-125	480Y/277		
MDAE (3VA)		3	40-150	480		
MFAS (3VA)		2,3	40-250	480		
MFAE (3VA)		3	100-250	480		
MJAE (3VA)		3	250-400	480		
MJAS (3VA)	2,3	200-400	480			
MLAE (3VA)	3	400-600	480			
MLAS (3VA)	2,3	450-600	480			
65,000	125	HEAS (3VA) (2,3P)	NGB, HGB, NGB2, HGB2	1,2,3	15-125	480Y/277
			SEAB, MEAB, SEAS, MEAS (3VA)	1,2,3	15-125	480Y/277
		HDGB (2,3P)	NGB, HGB, NGB2, HGB2	1,2,3	15-125	480Y/277
	NDGB	2,3	50-150	480		
	SEAB, MEAB, SEAS, MEAS (3VA)	1,2,3	15-125	480Y/277		
	150	HDGB (3P)	MDAE (3VA)	3	40-150	480
			NGB, HGB, NGB2, HGB2	1,2,3	15-125	480Y/277
			NDGB	3	50-150	480
		HDAE (3VA) (3P)	SEAB, MEAB, SEAS, MEAS (3VA)	1,2,3	15-125	480Y/277
			MDAE (3VA)	3	40-150	480

Molded Case Circuit Breakers

Series Connected Short Circuit Ratings

General

480V Breaker Series Ratings (continued)

Series Rating kAIR	Main Breaker		Branch Breaker			
	Max. Amperes	Type	Type	Number of Poles	Amperes	Volts
65,000	250	HFD6, HFXD6 (2,3P)	BOD, COD	1,2,3	15-100	480Y/277
			NGB, HGB, NGB2, HGB2	1,2,3	15-125	480Y/277
			ED4, HED4	1	15-100	277
			ED4, ED6, HED4	2,3	15-125	480
			NDGB	2,3	50-150	480
			NFGB	2,3	100-250	480
			SEAB, MEAB, SEAS, MEAS (3VA)	1,2,3	15-125	480Y/277
			MDAE (3VA)	3	40-150	480
			MFAS (3VA)	2,3	40-250	480
			MFAE (3VA)	3	100-250	480
			NGB, HGB, NGB2, HGB2	1,2,3	15-125	480Y/277
			NDGB	2,3	50-150	480
		NFGB	2,3	100-250	480	
		SEAB, MEAB, SEAS, MEAS (3VA)	1,2,3	15-125	480Y/277	
		MDAE (3VA)	3	40-150	480	
		MFAS (3VA)	2,3	40-250	480	
		MFAE (3VA)	3	100-250	480	
		HFAS, HFAE (3VA) (2,3P)	BOD, COD	1,2,3	15-100	480Y/277
			NGB, HGB, NGB2, HGB2	1,2,3	15-125	480Y/277
			NDGB	2,3	50-150	480
			NFGB	2,3	100-250	480
			ED4	1	15-100	277
			ED4, ED6	2,3	15-125	480
			FD6-A, FXD6-A	2,3	70-250	480
	HFD6, HFXD6		2,3	70-250	480	
	SEAB, MEAB, SEAS, MEAS (3VA)		1,2,3	15-125	480Y/277	
	MDAE (3VA)		3	40-150	480	
	MFAS (3VA)		2,3	40-250	480	
	MFAE (3VA)		3	100-250	480	
	400	HJD6-A, HJXD6-A (2,3P)	NGB, HGB, NGB2, HGB2	1,2,3	15-125	480Y/277
			HED4, ED4	1	15-100	277
			FD6-A, FXD6-A	2,3	70-250	480
			JD6-A, JXD6-A	2,3	200-400	480
			NDGB	2,3	50-150	480
			NFGB	2,3	100-250	480
			NJGA	2,3	250-400	480
			SEAB, MEAB, SEAS, MEAS (3VA)	1,2,3	15-125	480Y/277
			MDAE (3VA)	3	40-150	480
			MFAS (3VA)	2,3	40-250	480
			MFAE (3VA)	3	100-250	480
			MJAE (3VA)	3	250-400	480
		MJAS (3VA)	2,3	200-400	480	
		HHJD6*, HHJXD6* (2,3P)	NGB, HGB	1,2,3	15-125	480Y/277
			SEAB, MEAB, SEAS, MEAS (3VA)	1,2,3	15-125	480Y/277
			NGB, HGB, NGB2, HGB2	1,2,3	15-125	480Y/277
			NDGB	2,3	50-150	480
			NFGB	2,3	100-250	480
			NJGA	2,3	250-400	480
HJGA (2,3P)		SEAB, MEAB, SEAS, MEAS (3VA)	1,2,3	15-125	480Y/277	
		MDAE (3VA)	3	40-150	480	
		MFAS (3VA)	2,3	40-250	480	
		MFAE (3VA)	3	100-250	480	
		MJAS (3VA)	2,3	200-400	480	
	MJAE (3VA)	3	250-400	480		
	HJAS, HJAE (3VA) (2,3P)	BOD, COD	1,2,3	15-30	480Y/277	
		NGB, HGB, NGB2, HGB2	1,2,3	15-125	480Y/277	
		ED4	1	15-100	277	
		FD6-A, FXD6-A	2,3	70-250	480	
		NDGB	2,3	50-150	480	
		NFGB	2,3	100-250	480	
NJGA		2,3	250-400	480		
SEAB, MEAB, SEAS, MEAS (3VA)		1,2,3	15-125	480Y/277		
MDAE (3VA)		3	40-150	480		
MFAS (3VA)		2,3	40-250	480		
MFAE (3VA)		3	100-250	480		
MJAS (3VA)		2,3	200-400	480		
MJAE (3VA)	3	250-400	480			

480V Breaker Series Ratings (continued)

Series Rating kAIR	Main Breaker		Branch Breaker			
	Max. Amperes	Type	Type	Number of Poles	Amperes	Volts
65,000	600	HLD6-A, HLXD6-A (2,3P)	NGB, HGB, NGB2, HGB2	1,2,3	15-125	480Y/277
			ED4, HED4	1	15-100	277
			FD6-A, FXD6-A	2,3	70-250	480
			JD6-A, JXD6-A	2,3	200-400	480
			LD6-A	2,3	250-600	480
			LXD6-A	2,3	450-600	480
			NDGB	2,3	50-150	480
			NFGB	2,3	100-250	480
			NJGA	2,3	250-400	480
			NLGB	2,3	400-600	480
			SEAB, MEAB, SEAS, MEAS (3VA)	1,2,3	15-125	480Y/277
			MDAE (3VA)	3	40-150	480
		MFAS (3VA)	2,3	40-250	480	
		MFAE (3VA)	3	100-250	480	
		MJAS (3VA)	2,3	200-400	480	
		MJAE (3VA)	3	250-400	480	
		MLAS (3VA)	2,3	450-600	480	
		MLAE (3VA)	3	400-600	480	
		HHLXD6*, HHLXD6* (2,3P)	NGB, HGB	1,2,3	15-125	480Y/277
			SEAB, MEAB, SEAS, MEAS (3VA)	1,2,3	15-125	480Y/277
			NGB, HGB, NGB2, HGB2	1,2,3	15-125	480Y/277
			NDGB	2,3	50-150	480
			NFGB	2,3	100-250	480
			NJGA	2,3	250-400	480
	HLGB (2,3P)	NLGB	2,3	400-600	480	
		SEAB, MEAB, SEAS, MEAS (3VA)	1,2,3	15-125	480Y/277	
		MDAE (3VA)	3	40-150	480	
		MFAS (3VA)	2,3	40-250	480	
		MFAE (3VA)	3	100-250	480	
		MJAS (3VA)	2,3	200-400	480	
		MJAE (3VA)	3	250-400	480	
		MLAS (3VA)	2,3	450-600	480	
		MLAE (3VA)	3	400-600	480	
		HLAS, HLAE (3VA) (2,3P)	NGB, HGB, NGB2, HGB2	1,2,3	15-125	480Y/277
			ED4	1	15-100	277
			FD6-A, FXD6-A	2,3	70-250	480
	NDGB		2,3	50-150	480	
	NFGB		2,3	100-250	480	
	NJGA		2,3	250-400	480	
	NLGB		2,3	400-600	480	
	SEAB, MEAB, SEAS, MEAS (3VA)		1,2,3	15-125	480Y/277	
	MDAE (3VA)		3	40-150	480	
	MFAS (3VA)		2,3	40-250	480	
	MFAE (3VA)		3	100-250	480	
	MJAS (3VA)		2,3	200-400	480	
	MJAE (3VA)	3	250-400	480		
	MLAS (3VA)	2,3	450-600	480		
	MLAE (3VA)	3	400-600	480		
800	HMD6, HMXD6 (2,3P)	NGB, HGB, NGB2, HGB2	1,2,3	15-125	480Y/277	
		FD6-A, FXD6-A	2,3	70-250	480	
		JD6-A, JXD6-A	2,3	200-400	480	
		LD6-A	2,3	250-600	480	
		LXD6-A	2,3	450-600	480	
		LMD6, LMXD6	2,3	500-800	480	
		MD6, MXD6	2,3	400-800	480	
		NDGB	2,3	50-150	480	
		NFGB	2,3	100-250	480	
		NJGA	2,3	250-400	480	
		NLGB	2,3	400-600	480	
		NMG	2,3	600-800	480	
	SEAB, MEAB, SEAS, MEAS (3VA)	1,2,3	15-125	480Y/277		
	MDAE (3VA)	3	40-150	480		
	MFAS (3VA)	2,3	40-250	480		
	MFAE (3VA)	3	100-250	480		
	MJAS (3VA)	2,3	200-400	480		
	MJAE (3VA)	3	250-400	480		
	MLAS (3VA)	2,3	450-600	480		
	MLAE (3VA)	3	400-600	480		
	HMG (2,3P)	NGB, HGB, NGB2, HGB2	1,2,3	15-125	480Y/277	
		LMD6, LMXD6	2,3	500-800	480	
		MD6, MXD6	2,3	500-800	480	
		SMD6, SMD6-B	3	600-800	480	

MOLDED CASE CIRCUIT BREAKERS

Molded Case Circuit Breakers

Series Connected Short Circuit Ratings

General

480V Breaker Series Ratings (continued)

Series Rating kAIR	Main Breaker		Branch Breaker				
	Max. Amperes	Type	Type	Number of Poles	Amperes	Volts	
800	800	HMG (2,3P)	NDGB	2,3	50-150	480	
			NFGB	2,3	100-250	480	
			NJGA	2,3	250-400	480	
			NLGB	2,3	400-600	480	
			NMG	2,3	600-800	480	
			SEAB, MEAB, SEAS, MEAS (3VA)	1,2,3	15-125	480Y/277	
			MDAE (3VA)	3	40-150	480	
			MFAS (3VA)	2,3	40-250	480	
			MFAE (3VA)	3	100-250	480	
			MJAS (3VA)	2,3	200-400	480	
			MJAE (3VA)	3	250-400	480	
			MLAS (3VA)	2,3	450-600	480	
			MLAE (3VA)	3	400-600	480	
			NGB, HGB, NGB2, HGB2	1,2,3	15-125	480Y/277	
			NDGB	2,3	50-150	480	
			NFGB	2,3	100-250	480	
			NJGA	2,3	250-400	480	
			NLGB	2,3	400-600	480	
	NMG	2,3	600-800	480			
	LMD6, LMXD6	2,3	500-800	480			
	MD6, MXD6	2,3	400-800	480			
	65,000	1000	HMNAE (3VA) (3P)	SEAB, MEAB, SEAS, MEAS (3VA)	1,2,3	15-125	480Y/277
				MDAE (3VA)	3	40-150	480
				MFAS (3VA)	2,3	40-250	480
				MFAE (3VA)	3	100-250	480
				MJAS (3VA)	2,3	200-400	480
				MJAE (3VA)	3	250-400	480
				MLAS (3VA)	2,3	450-600	480
				MLAE (3VA)	3	400-600	480
				MMAS (3VA)	2,3	600-800	480
				MMAE (3VA)	3	600-800	480
				NGB, HGB, NGB2, HGB2	1,2,3	15-125	480Y/277
				NDGB	2,3	50-150	480
				NFGB	2,3	100-250	480
				NJGA	2,3	250-400	480
				NLGB	2,3	400-600	480
NMG				2,3	600-800	480	
LMD6, LMXD6				2,3	500-800	480	
MD6, MXD6				2,3	400-800	480	
1200	1200	HND6, HNXD6 (2,3P)	SEAB, MEAB, SEAS, MEAS (3VA)	1,2,3	15-125	480Y/277	
			MDAE (3VA)	3	40-150	480	
			MFAS (3VA)	2,3	40-250	480	
			MFAE (3VA)	3	100-250	480	
			MJAS (3VA)	2,3	200-400	480	
			MJAE (3VA)	3	250-400	480	
			MLAS (3VA)	2,3	450-600	480	
			MLAE (3VA)	3	400-600	480	
			MMAS (3VA)	2,3	600-800	480	
			MMAE (3VA)	3	600-800	480	
			MMNAE (3VA)	3	1000	480	
			NGB, HGB, NGB2, HGB2	1,2,3	15-125	480Y/277	
			FD6-A, FXD6-A	2,3	70-250	480	
			JD6-A, JXD6-A	2,3	200-400	480	
			LD6-A	2,3	250-600	480	
			LXD6-A	2,3	450-600	480	
			LMD6, LMXD6	2,3	500-800	480	
			MD6, MXD6	2,3	500-800	480	
	SMD6, SMD6-B	3	600-800	480			
	NDGB	2,3	50-150	480			
	NFGB	2,3	100-250	480			
	NJGA	2,3	250-400	480			
	NLGB	2,3	400-600	480			
	NMG	2,3	600-800	480			
	NNG	2,3	800-1200	480			
	65,000	1200	HND6, HNXD6 (2,3P)	SEAB, MEAB, SEAS, MEAS (3VA)	1,2,3	15-125	480Y/277
				MDAE (3VA)	3	40-150	480
				MFAS (3VA)	2,3	40-250	480
				MFAE (3VA)	3	100-250	480
				MJAS (3VA)	2,3	200-400	480
				MJAE (3VA)	3	250-400	480
				MLAS (3VA)	2,3	450-600	480
				MLAE (3VA)	3	400-600	480

480V Breaker Series Ratings (continued)

Series Rating kAIR	Main Breaker		Branch Breaker										
	Max. Amperes	Type	Type	Number of Poles	Amperes	Volts							
65,000	1200	HNG (2,3P)	NGB, HGB, NGB2, HGB2	1,2,3	15-125	480Y/277							
			LMD6, LMXD6	2,3	500-800	480							
			MD6, MXD6	2,3	400-800	480							
			ND6, NXD6	2,3	800-1200	480							
			NDGB	2,3	50-150	480							
			NFGB	2,3	100-250	480							
			NJGA	2,3	250-400	480							
			NLGB	2,3	400-600	480							
			NMG	2,3	600-800	480							
			NNG	2,3	800-1200	480							
			SEAB, MEAB, SEAS, MEAS (3VA)	1,2,3	15-125	480Y/277							
			MDAE (3VA)	3	40-150	480							
			MFAS (3VA)	2,3	40-250	480							
			MFAE (3VA)	3	100-250	480							
			MJAS (3VA)	2,3	200-400	480							
			MJAE (3VA)	3	250-400	480							
			MLAS (3VA)	2,3	450-600	480							
			MLAE (3VA)	3	400-600	480							
			65,000	1200	HNAS, HNAE (3VA) (2,3P)	NGB, HGB, NGB2, HGB2	1,2,3	15-125	480Y/277				
						LMD6, LMXD6	2,3	500-800	480				
						MD6, MXD6	2,3	400-800	480				
						SMD6, SMD6-B	3	600-800	480				
						ND6, NXD6	2,3	800-1200	480				
						NDGB	2,3	50-150	480				
						NFGB	2,3	100-250	480				
						NJGA	2,3	250-400	480				
						NLGB	2,3	400-600	480				
						NMG	2,3	600-800	480				
						NNG	2,3	800-1200	480				
						SEAB, MEAB, SEAS, MEAS (3VA)	1,2,3	15-125	480Y/277				
						MDAE (3VA)	3	40-150	480				
						MFAS (3VA)	2,3	40-250	480				
						MFAE (3VA)	3	100-250	480				
						MJAS (3VA)	2,3	200-400	480				
						MJAE (3VA)	3	250-400	480				
						MLAS (3VA)	2,3	450-600	480				
						MLAE (3VA)	3	400-600	480				
						MMAS (3VA)	2,3	600-800	480				
						MMAE (3VA)	3	600-800	480				
						MMNAE (3VA)	3	1000	480				
						MNAS (3VA)	2,3	800-1200	480				
						MNAE (3VA)	3	800-1200	480				
						1600	1600	HPD6, HPXD6 (3P)	NGB, HGB, NGB2, HGB2	1,2,3	15-125	480Y/277	
									FD6-A, FXD6-A	2,3	70-250	480	
									NDGB	2,3	50-150	480	
									NFGB	2,3	100-250	480	
									NJGA	2,3	250-400	480	
									NLGB	2,3	400-600	480	
									NMG	2,3	600-800	480	
									NNG	2,3	800-1200	480	
									NPG	2,3	1200-1600	480	
									SEAB, MEAB, SEAS, MEAS (3VA)	1,2,3	15-125	480Y/277	
									MDAE (3VA)	3	40-150	480	
									MFAS (3VA)	2,3	40-250	480	
	MFAE (3VA)	3							100-250	480			
	MJAS (3VA)	2,3							200-400	480			
	MJAE (3VA)	3							250-400	480			
	MLAS (3VA)	2,3							450-600	480			
	MLAE (3VA)	3							400-600	480			
	1600	1600							HPG (2,3P)	NGB, HGB, NGB2, HGB2	1,2,3	15-125	480Y/277
										LMD6, LMXD6	2,3	500-800	480
										MD6, MXD6	2,3	400-800	480
										ND6, NXD6	2,3	800-1200	480
										NDGB	2,3	50-150	480
										NFGB	2,3	100-250	480
										NJGA	2,3	250-400	480

Molded Case Circuit Breakers

Series Connected Short Circuit Ratings

General

480V Breaker Series Ratings (continued)

Series Rating kAIR	Main Breaker		Branch Breaker				
	Max. Amperes	Type	Type	Number of Poles	Amperes	Volts	
65,000	1600	HPG (2,3P)	NLGB	2,3	400-600	480	
			NMG	2,3	600-800	480	
			NNG	2,3	800-1200	480	
			NPG	2,3	1200-1600	480	
			SEAB, MEAB, SEAS, MEAS (3VA)	1,2,3	15-125	480Y/277	
			MFAE (3VA)	3	40-150	480	
			MFAS (3VA)	2,3	40-250	480	
			MFAE (3VA)	3	100-250	480	
			MJAS (3VA)	2,3	200-400	480	
			MJAE (3VA)	3	250-400	480	
			MLAS (3VA)	2,3	450-600	480	
			MLAE (3VA)	3	400-600	480	
			HPAS, HPAE (3VA) (2,3P)	NGB, HGB, NGB2, HGB2	1,2,3	15-125	480Y/277
				LMD6, LMXD6	2,3	500-800	480
				MD6, MXD6	2,3	400-800	480
		SMD6, SMD6-B		3	600-800	480	
		ND6, NXD6		2,3	800-1200	480	
		SEAB, MEAB, SEAS, MEAS (3VA)		1,2,3	15-125	480Y/277	
		MFAE (3VA)		3	40-150	480	
		MFAS (3VA)		2,3	40-250	480	
		MFAE (3VA)		3	100-250	480	
		MJAS (3VA)		2,3	200-400	480	
		MJAE (3VA)		3	250-400	480	
		MLAS (3VA)		2,3	450-600	480	
		MLAE (3VA)		3	400-600	480	
		MMAS (3VA)		2,3	600-800	480	
		MMAE (3VA)		3	600-800	480	
		MMNAE (3VA)		3	1000	480	
		MNAS (3VA)		2,3	800-1200	480	
		MNAE (3VA)		3	800-1200	480	
		MPAS (3VA)		2,3	1400-1600	480	
		MPAE (3VA)		3	1600	480	
		HRD6, HRXD6 (3P)		NGB, HGB, NGB2, HGB2	1,2,3	15-125	480Y/277
				FD6-A, FXD6-A	2,3	70-250	480
				JD6-A, JXD6-A	2,3	200-400	480
				LD6-A	2,3	250-600	480
				LXD6-A	2,3	450-600	480
				NDGB	2,3	50-150	480
				NFGB	2,3	100-250	480
				NJGA	2,3	250-400	480
				NLGB	2,3	400-600	480
				NMG	2,3	600-800	480
				NNG	2,3	800-1200	480
				NPG	2,3	1200-1600	480
				SEAB, MEAB, SEAS, MEAS (3VA)	1,2,3	15-125	480Y/277
				MFAE (3VA)	3	40-150	480
				MFAS (3VA)	2,3	40-250	480
			MFAE (3VA)	3	100-250	480	
			MJAS (3VA)	2,3	200-400	480	
			MJAE (3VA)	3	250-400	480	
	MLAS (3VA)		2,3	450-600	480		
	MLAE (3VA)		3	400-600	480		
	HRAS, HRAE (3VA) (2,3P)		NGB, HGB, NGB2, HGB2	1,2,3	15-125	480Y/277	
			LMD6, LMXD6	2,3	500-800	480	
			MD6, MXD6	2,3	400-800	480	
			SMD6, SMD6-B	3	600-800	480	
			ND6, NXD6	2,3	800-1200	480	
			SEAB, MEAB, SEAS, MEAS (3VA)	1,2,3	15-125	480Y/277	
			MFAE (3VA)	3	40-150	480	
			MFAS (3VA)	2,3	40-250	480	
			MFAE (3VA)	3	100-250	480	
			MJAS (3VA)	2,3	200-400	480	
		MJAE (3VA)	3	250-400	480		
		MLAS (3VA)	2,3	450-600	480		
		MLAE (3VA)	3	400-600	480		

480V Breaker Series Ratings (continued)

Series Rating kAIR	Main Breaker		Branch Breaker					
	Max. Amperes	Type	Type	Number of Poles	Amperes	Volts		
65,000	2000	HRAS, HRAE (3VA) (2,3P)	MLAE (3VA)	3	400-600	480		
			MMAS (3VA)	2,3	600-800	480		
			MMAE (3VA)	3	600-800	480		
			MMNAE (3VA)	3	1000	480		
			MNAS (3VA)	2,3	800-1200	480		
			MNAE (3VA)	3	800-1200	480		
			MPAS (3VA)	2,3	1400-1600	480		
			MPAE (3VA)	3	1600	480		
			150	LDGB (2,3P)	NGB, HGB, LBG	1,2,3	15-125	480Y/277
				CDAE (3VA) (3P)	MFAE, HFAE (3VA)	3	40-150	480
		250		HHFD6, HHFXD6 (2,3P)	NGB, HGB, LBG	1,2,3	15-125	480Y/277
					SEAB, MEAB, HEAB (3VA)	1,2,3	15-125	480Y/277
					MFAS, HFAS (3VA)	2,3	40-250	480
			MFAE, HFAE (3VA)		3	100-250	480	
		CFD6 (2,3P)	BQD, CQD	1,2,3	15-100	480Y/277		
	100,000	250	LFGB (2,3P)	NGB, HGB, LBG	1,2,3	15-125	480Y/277	
				HFD6, HFXD6	2,3	70-250	480	
				NDGB, HDGB	2,3	50-150	480	
				NFGB, HFGB	2,3	100-250	480	
				MFAE, HFAE (3VA)	3	100-250	480	
			400	CFAS, CFAE (3VA) (2,3P)	BQD, CQD	1,2,3	15-100	480Y/277
					NGB, HGB, LBG	1,2,3	15-125	480Y/277
					HFD6, HFXD6	2,3	70-250	480
					NDGB, HDGB	2,3	50-150	480
					NFGB, HFGB	2,3	100-250	480
		400	HHJXD6, HHJD6 (2,3P)	SEAB, MEAB, HEAB (3VA)	1,2,3	15-125	480Y/277	
				MFAE, HFAE (3VA)	3	40-150	480	
				MFAS, HFAS (3VA)	2,3	40-250	480	
				MFAE, HFAE (3VA)	3	100-250	480	
				MJAS, HJAS (3VA)	2,3	200-400	480	
	MJAE, HJAE (3VA)			3	250-400	480		
	2000			CJD6-A* (2,3P)	NGB, HGB, LBG	1,2,3	15-125	480Y/277
					NDGB, HDGB	2,3	50-150	480
					NFGB, HFGB	2,3	100-250	480
					HFD6, HFXD6	2,3	70-250	480
			MFAE, HFAE (3VA)		3	40-150	480	
	LJGA (2,3P)		MFAS, HFAS (3VA)	2,3	40-250	480		
			MFAE, HFAE (3VA)	3	100-250	480		
			MJAS, HJAS (3VA)	2,3	200-400	480		
			MJAE, HJAE (3VA)	3	250-400	480		

MOLDED CASE CIRCUIT BREAKERS

Molded Case Circuit Breakers

Series Connected Short Circuit Ratings

General

480V Breaker Series Ratings (continued)

Series Rating kAIR	Main Breaker		Branch Breaker			
	Max. Amperes	Type	Type	Number of Poles	Amperes	Volts
100,000	400	CJAS, CJAE (3VA) (2,3P)	ED4	1	15-100	277
			FD6-A, FXD6-A, HFD6, HFXD6	2,3	70-250	480
			NDGB, HDGB	2,3	50-150	480
			NFGB, HFGB	2,3	100-250	480
			NJGA, HJGA	2,3	250-400	480
			SEAB, MEAB, HEAB (3VA)	1,2,3	15-125	480Y/277
			MDAE, HDAE (3VA)	3	40-150	480
			MFAS, HFAS (3VA)	2,3	40-250	480
			MFAE, HFAE (3VA)	3	100-250	480
			MJAS, HJAS (3VA)	2,3	200-400	480
			MJAE, HJAE (3VA)	3	250-400	480
			ED4, HED4	1	15-100	277
			FD6-A, FXD6-A, HFD6-A, HFXD6-A	2,3	70-250	480
			NDGB, HDGB	2,3	50-150	480
			NFGB, HFGB	2,3	100-250	480
	NJGA, HJGA	2,3	250-400	480		
	SEAB, MEAB, HEAB (3VA)	1,2,3	15-125	480Y/277		
	MDAE, HDAE (3VA)	3	40-150	480		
	MFAS, HFAS (3VA)	2,3	40-250	480		
	MFAE, HFAE (3VA)	3	100-250	480		
	MJAS, HJAS (3VA)	2,3	200-400	480		
	MJAE, HJAE (3VA)	3	250-400	480		
	MLAS, HLAS (3VA)	2,3	450-600	480		
	MLAE, HLAE (3VA)	3	400-600	480		
	600	LLGB (2,3P)	HFD6, HFXD6	2,3	70-250	480
			NDGB, HDGB	2,3	50-150	480
			NFGB, HFGB	2,3	100-250	480
			NJGA, HJGA	2,3	250-400	480
			MDAE, HDAE (3VA)	3	40-150	480
			MFAS, HFAS (3VA)	2,3	40-250	480
MFAE, HFAE (3VA)			3	100-250	480	
MJAS, HJAS (3VA)			2,3	200-400	480	
MJAE, HJAE (3VA)			3	250-400	480	
MLAS, HLAS (3VA)			2,3	450-600	480	
MLAE, HLAE (3VA)			3	400-600	480	
CLAS, CLAE (3VA) (2,3P)			ED4	1	15-100	277
			FD6-A, FXD6-A, HFD6, HFXD6	2,3	70-250	480
			NDGB, HDGB	2,3	50-150	480
			NFGB, HFGB	2,3	100-250	480
	NJGA, HJGA	2,3	250-400	480		
	NLGB, HLGB	2,3	400-600	480		
	SEAB, MEAB, HEAB (3VA)	1,2,3	15-125	480Y/277		
	MDAE, HDAE (3VA)	3	40-150	480		
	MFAS, HFAS (3VA)	2,3	40-250	480		
	MFAE, HFAE (3VA)	3	100-250	480		
	MJAS, HJAS (3VA)	2,3	200-400	480		
	MJAE, HJAE (3VA)	3	250-400	480		
	MLAS, HLAS (3VA)	2,3	450-600	480		
	MLAE, HLAE (3VA)	3	400-600	480		

480V Breaker Series Ratings (continued)

Series Rating kAIR	Main Breaker		Branch Breaker			
	Max. Amperes	Type	Type	Number of Poles	Amperes	Volts
100,000	800	CMD6 (3P)	FD6-A, FXD6-A, HFD6-A, HFXD6-A	2,3	70-250	480
			JD6-A, JXD6-A, HJD6-A, HJXD6-A	2,3	200-400	480
			LD6-A, HLD6-A	2,3	250-600	480
			LXD6-A, HLXD6-A	2,3	450-600	480
			MD6, MXD6, HMD6, HMXD6	2,3	500-800	480
			NDGB, HDGB	2,3	50-150	480
			NFGB, HFGB	2,3	100-250	480
			NJGA, HJGA	2,3	250-400	480
			NLGB, HLGB	2,3	400-600	480
			MDAE, HDAE (3VA)	3	40-150	480
			MFAS, HFAS (3VA)	2,3	40-250	480
			MFAE, HFAE (3VA)	3	100-250	480
			MJAS, HJAS (3VA)	2,3	200-400	480
			MJAE, HJAE (3VA)	3	250-400	480
			MLAS, HLAS (3VA)	2,3	450-600	480
	MLAE, HLAE (3VA)	3	400-600	480		
	SCMD6-A, SCMD6-B (3P)	HFD6, HFXD6	2,3	70-250	480	
		MDAE, HDAE (3VA)	3	40-150	480	
		MFAS, HFAS (3VA)	2,3	40-250	480	
		MFAE, HFAE (3VA)	3	100-250	480	
		MJAS, HJAS (3VA)	2,3	200-400	480	
		MJAE, HJAE (3VA)	3	250-400	480	
		MLAS, HLAS (3VA)	2,3	450-600	480	
		MLAE, HLAE (3VA)	3	400-600	480	
		LMG (2,3P)	HFD6, HFXD6	2,3	70-250	480
			MD6, MXD6, HMD6, HMXD6	2,3	500-800	480
			NDGB, HDGB	2,3	50-150	480
			NFGB, HFGB	2,3	100-250	480
			NJGA, HJGA	2,3	250-400	480
			NLGB, HLGB	2,3	400-600	480
MDAE, HDAE (3VA)			3	40-150	480	
MFAS, HFAS (3VA)	2,3		40-250	480		
MFAE, HFAE (3VA)	3		100-250	480		
MJAS, HJAS (3VA)	2,3		200-400	480		
MJAE, HJAE (3VA)	3		250-400	480		
MLAS, HLAS (3VA)	2,3		450-600	480		
MLAE, HLAE (3VA)	3		400-600	480		
CMAS, CMAE (3VA) (2,3P)	HFD6, HFXD6		2,3	70-250	480	
	MD6, MXD6, HMD6, HMXD6		2,3	500-800	480	
	NDGB, HDGB	2,3	50-150	480		
	NFGB, HFGB	2,3	100-250	480		
	NJGA, HJGA	2,3	250-400	480		
	NLGB, HLGB	2,3	400-600	480		
	NMG	2,3	600-800	480		
	SEAB, MEAB, HEAB (3VA)	1,2,3	15-125	480Y/277		
	MDAE, HDAE (3VA)	3	40-150	480		
	MFAS, HFAS (3VA)	2,3	40-250	480		
	MFAE, HFAE (3VA)	3	100-250	480		
	MJAS, HJAS (3VA)	2,3	200-400	480		

Molded Case Circuit Breakers

Series Connected Short Circuit Ratings

General

480V Breaker Series Ratings (continued)

Series Rating kAIR	Main Breaker		Branch Breaker					
	Max. Amperes	Type	Type	Number of Poles	Amperes	Volts		
100,000	800	CMAS, CMAE (3VA) (2,3P)	MJAE, HJAE (3VA)	3	250-400	480		
			MLAS, HLAS (3VA)	2,3	450-600	480		
			MLAE, HLAE (3VA)	3	400-600	480		
			MMAS, HMAS (3VA)	2,3	600-800	480		
			MMAE, HMAE (3VA)	3	600-800	480		
	1000	CMNAE (3VA) (3P)	HFD6, HFXD6	2,3	70-250	480		
			MD6, MXD6, HMD6, HMXD6	2,3	500-800	480		
			NDGB, HDGB	2,3	50-150	480		
			NFGB, HFGB	2,3	100-250	480		
			NJGA, HJGA	2,3	250-400	480		
			NLGB, HLGB	2,3	400-600	480		
			NMG	2,3	600-800	480		
			SEAB, MEAB, HEAB (3VA)	1,2,3	15-125	480Y/277		
			MDAE, HDAE (3VA)	3	40-150	480		
			MFAS, HFAS (3VA)	2,3	40-250	480		
			MFAE, HFAE (3VA)	3	100-250	480		
			MJAS, HJAS (3VA)	2,3	200-400	480		
			MJAE, HJAE (3VA)	3	250-400	480		
			MLAS, HLAS (3VA)	2,3	450-600	480		
			MLAE, HLAE (3VA)	3	400-600	480		
			MMAS, HMAS (3VA)	2,3	600-800	480		
			MMAE, HMAE (3VA)	3	600-800	480		
			MMNAE, HMNAE (3VA)	3	1000	480		
			1200	CND6 (3P)	FD6-A, FXD6-A, HFD6, HFXD6	2,3	70-250	480
					JD6-A, JXD6-A, HJD6-A, HJXD6-A	2,3	200-400	480
					LD6-A, HLD6-A	2,3	250-600	480
					LXD6-A, HLXD6-A	2,3	450-600	480
					MD6, MXD6, HMD6, HMXD6	2,3	500-800	480
					ND6, NXD6, HND6, HNXD6	2,3	500-1200	480
	NDGB, HDGB	2,3			50-150	480		
	NFGB, HFGB	2,3			100-250	480		
	NJGA, HJGA	2,3			250-400	480		
	NLGB, HLGB	2,3			400-600	480		
	MDAE, HDAE (3VA)	3			40-150	480		
	MFAS, HFAS (3VA)	2,3			40-250	480		
	MFAE, HFAE (3VA)	3			100-250	480		
	MJAS, HJAS (3VA)	2,3			200-400	480		
	MJAE, HJAE (3VA)	3			250-400	480		
	1200	SCND6-A, SCND6-B (3P)	HFD6, HFXD6	2,3	70-250	480		
			MDAE, HDAE (3VA)	3	40-150	480		
			MFAS, HFAS (3VA)	2,3	40-250	480		
			MFAE, HFAE (3VA)	3	100-250	480		
			MJAS, HJAS (3VA)	2,3	200-400	480		
			MJAE, HJAE (3VA)	3	250-400	480		
MLAS, HLAS (3VA)			2,3	450-600	480			
MLAE, HLAE (3VA)			3	400-600	480			
HFD6, HFXD6			2,3	70-250	480			
MDAE, HDAE (3VA)			3	40-150	480			
MFAS, HFAS (3VA)			2,3	40-250	480			
MFAE, HFAE (3VA)			3	100-250	480			
MJAS, HJAS (3VA)			2,3	200-400	480			
MJAE, HJAE (3VA)			3	250-400	480			
MLAS, HLAS (3VA)			2,3	450-600	480			
MLAE, HLAE (3VA)	3	400-600	480					

480V Breaker Series Ratings (continued)

Series Rating kAIR	Main Breaker		Branch Breaker			
	Max. Amperes	Type	Type	Number of Poles	Amperes	Volts
100,000	1200	LNG (2,3P)	HFD6, HFXD6	2,3	70-250	480
			MD6, MXD6, HMD6, HMXD6	2,3	400-800	480
			ND6, NXD6, HND6, HNXD6	2,3	600-1200	480
			NDGB, HDGB	2,3	50-150	480
			NFGB, HFGB	2,3	100-250	480
			NJGA, HJGA	2,3	250-400	480
			NLGB, HLGB	2,3	400-600	480
			MDAE, HDAE (3VA)	3	40-150	480
			MFAS, HFAS (3VA)	2,3	40-250	480
			MFAE, HFAE (3VA)	3	100-250	480
			MJAS, HJAS (3VA)	2,3	200-400	480
			MJAE, HJAE (3VA)	3	250-400	480
			MLAS, HLAS (3VA)	2,3	450-600	480
			MLAE, HLAE (3VA)	3	400-600	480
			MD6, MXD6, HMD6, HMXD6	2,3	500-800	480
			ND6, NXD6, HND6, HNXD6	2,3	800-1200	480
			NDGB, HDGB	2,3	50-150	480
			NFGB, HFGB	2,3	100-250	480
			NJGA, HJGA	2,3	250-400	480
			NLGB, HLGB	2,3	400-600	480
			MDAE, HDAE (3VA)	3	40-150	480
			MFAS, HFAS (3VA)	2,3	40-250	480
			MFAE, HFAE (3VA)	3	100-250	480
			MJAS, HJAS (3VA)	2,3	200-400	480
	MJAE, HJAE (3VA)	3	250-400	480		
	MLAS, HLAS (3VA)	2,3	450-600	480		
	MLAE, HLAE (3VA)	3	400-600	480		
	MMAS, HMAS (3VA)	2,3	600-800	480		
	MMAE, HMAE (3VA)	3	600-800	480		
	MMNAE, HMNAE (3VA)	3	1000	480		
	1600	CPD6 (3P)	FD6-A, FXD6-A, HFD6-A, HFXD6-A	2,3	70-250	480
			NDGB, HDGB	2,3	50-150	480
			NFGB, HFGB	2,3	100-250	480
			NJGA, HJGA	2,3	250-400	480
			NLGB, HLGB	2,3	400-600	480
			MDAE, HDAE (3VA)	3	40-150	480
			MFAS, HFAS (3VA)	2,3	40-250	480
			MFAE, HFAE (3VA)	3	100-250	480
			MJAS, HJAS (3VA)	2,3	200-400	480
			MJAE, HJAE (3VA)	3	250-400	480
			MLAS, HLAS (3VA)	2,3	450-600	480
			MLAE, HLAE (3VA)	3	400-600	480
			NDGB, HDGB	2,3	50-150	480
			NFGB, HFGB	2,3	100-250	480
			HFD6, HFXD6	2,3	70-250	480
1600	LPG (2,3P)	NJGA, HJGA	2,3	250-400	480	
		NLGB, HLGB	2,3	400-600	480	
		MD6, MXD6, HMD6, HMXD6	2,3	500-800	480	
		ND6, NXD6, HND6, HNXD6	2,3	500-1200	480	

7 MOLDED CASE CIRCUIT BREAKERS

Molded Case Circuit Breakers

Series Connected Short Circuit Ratings

General

480V Breaker Series Ratings (continued)

Series Rating kAIR	Main Breaker		Branch Breaker			
	Max. Amperes	Type	Type	Number of Poles	Amperes	Volts
100,000	1600	LPG (2,3P)	PD6,PXD6, HPD6 HPXD6	2,3	1200-1600	480
			MDAE, HDAE (3VA)	3	40-150	480
			MFAS, HFAS (3VA)	2,3	40-250	480
			MFAE, HFAE (3VA)	3	100-250	480
			MJAS, HJAS (3VA)	2,3	200-400	480
			MJAE, HJAE (3VA)	3	250-400	480
			MLAS, HLAS (3VA)	2,3	450-600	480
		MLAE, HLAE (3VA)	3	400-600	480	
		CPAS, CPAE (3VA) (2,3P)	MD6, MXD6, HMD6, HMXD6	2,3	500-800	480
			ND6, NXD6, HND6, HNXD6	2,3	800-1200	480
			MDAE, HDAE (3VA)	3	40-150	480
			MFAS, HFAS (3VA)	2,3	40-250	480
			MFAE, HFAE (3VA)	3	100-250	480
			MJAS, HJAS (3VA)	2,3	200-400	480
	MJAE, HJAE (3VA)		3	250-400	480	
	MLAS, HLAS (3VA)		2,3	450-600	480	
	MLAE, HLAE (3VA)		3	400-600	480	
	MMAS, HMAS (3VA)		2,3	600-800	480	
	MMAE, HMAE (3VA)		3	600-800	480	
	MMNAE, HMNAE (3VA)		3	1000	480	
	MNAS, HNAS (3VA)		2,3	800-1200	480	
	MNAE, HNAE (3VA)		3	800-1200	480	
	MPAS, HPAS (3VA)	3	1400-1600	480		
	MPAE, HPAE (3VA)	3	1600	480		
	2000	CRAS, CRAE (3VA) (2,3P)	MDAE, HDAE (3VA)	3	40-150	480
			MFAS, HFAS (3VA)	2,3	40-250	480
			MFAE, HFAE (3VA)	3	100-250	480
			MJAS, HJAS (3VA)	2,3	200-400	480
MJAE, HJAE (3VA)			3	250-400	480	
MLAS, HLAS (3VA)			2,3	450-600	480	
MLAE, HLAE (3VA)			3	400-600	480	
MRAS, HRAE (3VA)		MMAS, HMAS (3VA)	2,3	600-800	480	
		MMAE, HMAE (3VA)	3	600-800	480	
		MMNAE, HMNAE (3VA)	3	1000	480	
		MNAS, HNAS (3VA)	2,3	800-1200	480	
		MNAE, HNAE (3VA)	3	800-1200	480	
		MPAS, HPAS (3VA)	3	1400-1600	480	
		MPAE, HPAE (3VA)	3	1600	480	

480V Breaker Series Ratings (continued)

Series Rating kAIR	Main Breaker		Branch Breaker					
	Max. Amperes	Type	Type	Number of Poles	Amperes	Volts		
150,000	150	LDAE (3VA) (3P)	MDAE, HDAE, CDAE (3VA)	3	40-150	480		
			250	LFAE (3VA) (3P)	MDAE, HDAE, CDAE (3VA)	3	40-150	480
	400	CJD6-A (2,3P)	ED4	1	15-100	277		
			HFD6, HFXD6	2,3	70-250	480		
			JD6-A, HJD6-A, JXD6-A, HJXD6-A	2,3	200-400	480		
			SEAB, MEAB, HEAB (3VA)	1,2,3	15-125	480Y/277		
			MDAE, HDAE, CDAE (3VA)	3	40-150	480		
			MFAE, HFAE, CFAE (3VA)	3	100-250	480		
			MJAE, HJAE, CJAE (3VA)	3	250-400	480		
		LJAE (3VA) (3P)	HFD6, HFXD6	2,3	70-250	480		
			SEAB, MEAB, HEAB (3VA)	1,2,3	15-125	480Y/277		
			MDAE, HDAE, CDAE (3VA)	3	40-150	480		
			MFAE, HFAE, CFAE (3VA)	3	100-250	480		
			MJAE, HJAE, CJAE (3VA)	3	250-400	480		
			600	CLD6-A (2,3P)	ED4	1	15-100	277
					HFD6, HFXD6	2,3	70-250	480
	JD6-A, HJD6-A, JXD6-A, HJXD6-A	2,3			200-400	480		
	LD6-A, HLD6-A	2,3			250-600	480		
	LXD6-A, HLXD6-A	2,3			450-600	480		
	SEAB, MEAB, HEAB (3VA)	1,2,3			15-125	480Y/277		
	MDAE, HDAE, CDAE (3VA)	3			40-150	480		
	LLAE (3VA) (3P)	MFAE, HFAE, CFAE (3VA)	3	100-250	480			
		MJAE, HJAE, CJAE (3VA)	3	250-400	480			
		MLAE, HLAE, CLAE (3VA)	3	400-600	480			
		125	CED6 (2,3P)	HFD6, HFXD6	2,3	70-250	480	
				SEAB, MEAB, HEAB (3VA)	1,2,3	15-125	480Y/277	
				MDAE, HDAE, CDAE (3VA)	3	40-150	480	
				MFAE, HFAE, CFAE (3VA)	3	100-250	480	
MJAE, HJAE, CJAE (3VA)	3			250-400	480			
MLAE, HLAE, CLAE (3VA)	3			450-600	480			
BQD, CQD	1, 2,3			15-100 20-30	277 480Y/277			
200,000	CFD6 (2,3P)	NGB, HGB, LBG	1,2,3	15-125	480Y/277			
		ED4, HED4	1	15-100	277			
		ED4, ED6, HED4	2,3	15-125	480			
		SEAB, MEAB, HEAB (3VA)	1,2,3	15-125	480Y/277			
		BQD, CQD	1, 2,3	15-100 20-30	277 480Y/277			
		NGB, HGB, LBG	1,2,3	15-125	480Y/277			
		ED4, ED6, HED4	2,3, 1	15-50 15-100	277 480			
FD6-A, FXD6-A, HFD6, HFXD6	2,3	70-250	480					
SEAB, MEAB, HEAB (3VA)	1,2,3	15-125	480Y/277					

*Main Breaker Series Rated below Listed Interrupting Rating

Molded Case Circuit Breakers

Series Connected Short Circuit Ratings

General

240V Fuse Series Ratings

Series Rating kAIR	Main Breaker		Branch Breaker		
	Type	Max. Amperes	Type	Number of Poles	Amperes
65,000	R, J	15-600	QAF2N, QFGA2N, QTA, QTAN	1	15-20
		15-600	QPF2N, QE2, BLE2, QEH2, BLEH2	1	15-30
		15-600	QPH, BQH, BLH	1,2,3	15-125
		150-600	QN, QNR, QNH, QNRH	2	150-200
	T	15-1200	QAF2, BAF2, QAFH2, BAFH2, QFGA2, BFGA2, QFGAH2, BFGAH2, QAF2N, QFGA2N, QTA, QTAN	1	15-20
		15-1200	QPF2, BLF2, HOPF2, HBLF2, QPHF2, BLHF2, QPF2N, QE2, BLE2, QEH2, BLEH2	1	15-30
		15-1200	QPH, BQH, BLH	1,2,3	15-125
		150-1200	QN, QNR, QNH, QNRH	2	150-200
		601-6000	QPH, BQH, BLH QN, QNR, QNH, QNRH	1,2,3 2	15-125 150-200
	R, J	15-200	BT, BTH	1	15-20
		15-400			
	100,000	R, J	15-600	QAF2, BAF2, QAFH2, BAFH2, QFGA2, BFGA2, QFGAH2, BFGAH2, QAF2N, QFGA2N, QTA, QTAN	1
15-600			QPF2, BLF2, HOPF2, HBLF2, QPHF2, BLHF2, QPF2N, QE2, BLE2, QEH2, BLEH2	1	15-30
15-600			ED4, HED4	1	15-100
15-600			ED4, ED6, HED4, HED6	2,3	15-125
70-600			FD6-A, FXD6-A	2,3	70-250
100-600			QS, QSH, QSHH, HQS	2	100-225
100-600			QR2, QRH2, HQR2	2,3	100-250
200-600			JD6-A, JXD6-A, JXD2-A, SJD6-B	2,3	200-400
200-600			LD6-A	2,3	200-600
300-600			SLD6-B	3	300-600
450-600			LXD6-A	2,3	450-600
200-600			MJAS (3VA)	2,3	200-400
450-600		MLAS (3VA)	2,3	450-600	
T (300V)		15-200	QPF, BOF, BLF, QHPF, QE, BE, BLE, QEH, BLEH, BLHF, BQHF, QAF, BAF, QAFH, BAFH	1	15-30
			QEH, BLEH, QE, QPF, QPHF, BLHF, BLE, BLF, QAF, BAF, QAFH, BAFH	2	15-60
			QP, BL, BQ	1,2,3	15-125
			QPH, BLH, BQH, HQP, HBL, HBQ	3	15-100
			QT	1,2	15-50
			QN, QNR, QNH, QNRH	2	15-200
		15-600	QAF2N, QFGA2N, QTA, QTAN	1	15-20
	QAFN		2	15-20	
	QPF2N, QE2, BLE2, QEH2, BLEH2		1	15-30	
	BT, BTH		1	15-20	
	QAF2, BAF2, QAFH2, BAFH2, HQAF2, HBAF2, QFGA2, BFGA2, QFGAH2, BFGAH2		1	15-20	
	QPF2, BLF2, HOPF2, HBLF2, QPHF2, BLHF2		1	15-30	
	15-600	QPH, BQH, BLH, HQP, HBQ, HBL	1,2	15-125	
		EQ868#	2	15-125	
		EQ869#	2	15-200	
		SEAS, MEAS, SEAB, MEAB (3VA)	1,2,3	15-125	
		15-400	BT, BTH	1	15-20
		T	15-1200	QAF2, BAF2, QAFH2, BAFH2, HQAF2, HBAF2, QFGA2, BFGA2, QFGAH2, BFGAH2, QAF2N, QFGA2N, QTA, QTAN	1
15-1200	QPF2, BLF2, HOPF2, HBLF2, QPHF2, BLHF2, QPF2N, QE2, BLE2, QEH2, BLEH2		1	15-30	
15-1200	ED4, HED4		1	15-100	
15-1200	ED4, ED6, HED4, HED6		2,3	15-125	
70-1200	FXD6-A, FD6-A		2,3	70-250	
100-1200	QS, QSH, QSHH, HQS		2	100-225	
100-1200	QR2, QRH2, HQR2		2,3	100-250	
200-1200	JD6-A, JXD6-A, JXD2-A		2,3	200-400	
200-1200	SJD6-B		3	200-400	
200-1200	LD6-A		2,3	200-600	
300-1200	SLD6-B		3	300-600	
450-1200	LXD6-A		2,3	450-600	
200-1200	MJAS (3VA)	2,3	200-400		
450-1200	MLAS (3VA)	2,3	450-600		

240V Fuse Series Ratings (continued)

Series Rating kAIR	Main Breaker		Branch Breaker			
	Type	Max. Amperes	Type	Number of Poles	Amperes	
100,000	L	601-6000	ED4, HED4	1	15-100	
			ED4, ED6, HED4, HED6	2,3	15-125	
			QS, QSH, QSHH, HQS	2	100-225	
			QR2, QRH2, HQR2	2,3	100-250	
			FD6-A, FXD6-A	2,3	70-250	
			JD6-A, JXD6-A, JXD2-A	2,3	200-400	
			SJD6-B	3	200-400	
			LD6-A	2,3	200-600	
			LXD6-A	2,3	450-600	
			SLD6-B	3	300-600	
			SMD6	3	500-800	
			SND6	3	500-1200	
	R, J	15-100	BQD, CQD	1,2,3	15-100	
			15-600	NGB, HGB, LBG	1,2,3	15-125
			70-600	HFD6, HFXD6	2,3	70-250
			50-600	NDGB, HDGB	2,3	50-150
			70-600	NFGB, HFGB	2,3	70-250
			200-600	NJGA, NJJA, HJGA	2,3	200-400
200,000	T	400-600	NLGB, HLGB	2,3	400-600	
		15-600	SEAB, MEAB, HEAB (3VA)	1,2,3	15-125	
		50-600	MDAE, HDAE (3VA)	3	40-150	
		70-600	MFAS, HFAS (3VA)	3	70-250	
		100-600	MFAE, HFAS (3VA)	3	100-250	
		200-600	MJAS, HJAS (3VA)	2,3	200-400	
		250-600	MJAE, HJAE (3VA)	3	250-400	
		450-600	MLAS, HLAS (3VA)	2,3	450-600	
		400-600	MLAE, HLAE (3VA)	3	400-600	
		15-1200	NGB, HGB, LBG	1,2,3	15-125	
		70-1200	HFD6, HFXD6	2,3	70-250	
		50-1200	NDGB, HDGB	2,3	50-150	
	70-1200	NFGB, HFGB	2,3	70-250		
	200-1200	NJGA, HJGA	2,3	200-400		
	400-1200	NLGB, HLGB	2,3	400-600		
	600-1200	NMG, HMG	2,3	600-800		
	L	601-6000	15-1200	SEAB, MEAB, HEAB (3VA)	1,2,3	15-125
			40-1200	MDAE, HDAE (3VA)	3	40-150
70-1200			MFAS, HFAS (3VA)	3	70-250	
100-1200			MFAE, HFAS (3VA)	3	100-250	
200-1200			MJAS, HJAS (3VA)	2,3	200-400	
250-1200			MJAE, HJAE (3VA)	3	250-400	
450-1200			MLAS, HLAS (3VA)	2,3	450-600	
400-1200			MLAE, HLAE (3VA)	3	400-600	
HFD6, HFXD6			2,3	70-250		
MD6, MXD6, HMD6, HMXD6			2,3	500-800		
ND6, NXD6, HND6, HNXD6			2,3	500-1200		
NDGB, HDGB			2,3	50-150		
NFGB, HFGB	2,3	70-250				
NJGA, NJJA, HJGA	2,3	200-400				
NLGB, HLGB	2,3	400-600				
NMG, HMG	2,3	600-800				
MDAE, HDAE (3VA)	3	40-150				
MFAS, HFAS (3VA)	3	70-250				
MFAE, HFAS (3VA)	3	100-250				
MJAS, HJAS (3VA)	2,3	200-400				
MJAE, HJAE (3VA)	3	250-400				
MLAS, HLAS (3VA)	2,3	450-600				
MLAE, HLAE (3VA)	3	400-600				

7 MOLDED CASE CIRCUIT BREAKERS

Molded Case Circuit Breakers

Series Connected Short Circuit Ratings

General

480V Fuse Series Ratings

Series Rating kAIR	Main Fuse		Branch Breaker				
	Type	Max. Amperes	Type	Number of Poles	Max. Amperes		
50,000	J	60-400	ED4	1	60-100		
		15-400	ED4	2,3	15-100		
100,000	J	15-600	SEAB, MEAB, HEAB (3VA)	1,2,3	15-125		
		15-400	ED4	1	15-50		
R, J		70-600	HFD6, HFXD6	2,3	70-250		
		200-600	JD6-A, JXD6-A, HJD6-A, HJXD6-A	2,3	200-400		
			LD6-A, HLD6-A	2,3	200-600		
		450-600	LXD6-A, HLXD6-A	2,3	450-600		
		50-600	NDGB, HDGB	2,3	50-150		
		70-600	NFGB, HFGB	2,3	70-250		
		200-600	NJGA, HJGA	2,3	200-400		
		400-600	NLGB, HLGB	2,3	400-600		
		40-600	MDAE, HDAE (3VA)	3	40-150		
		70-600	MFAS, HFAS (3VA)	3	70-250		
		100-600	MFAE, HFAE (3VA)	3	100-250		
		200-600	MJAS, HJAS (3VA)	2,3	200-400		
		250-600	MJAE, HJAE (3VA)	3	250-400		
		450-600	MLAS, HLAS (3VA)	2,3	450-600		
		400-600	MLAE, HLAE (3VA)	3	400-600		
		T		70-600	FD6-A, FXD6-A	2,3	70-250
				70-1200	HFD6, HFXD6	2,3	70-250
				200-1200	JD6-A, JXD6-A, HJD6-A, HJXD6-A	2,3	200-400
					LD6-A, HLD6-A	2,3	200-600
				450-1200	LXD6-A, HLXD6-A	2,3	450-600
50-1200	NDGB, HDGB			2,3	50-150		
70-1200	NFGB, HFGB			2,3	70-250		
250-1200	NJGA, HJGA			2,3	200-400		
400-1200	NLGB, HLGB			2,3	400-600		
15-600	SEAB, MEAB, HEAB (3VA)			1,2,3	15-125		
40-1200	MDAE, HDAE (3VA)			3	40-150		
70-1200	MFAS, HFAS (3VA)			3	70-250		
100-1200	MFAE, HFAE (3VA)			3	100-250		
200-1200	MJAS, HJAS (3VA)			2,3	200-400		
250-1200	MJAE, HJAE (3VA)			3	250-400		
450-1200	MLAS, HLAS (3VA)			2,3	450-600		
400-1200	MLAE, HLAE (3VA)			3	400-600		
L				601-6000	HFD6, HFXD6	2,3	70-250
				601-1200	JD6-A, JXD6-A, HJD6-A, HJXD6-A	2,3	200-400
					LD6-A, HLD6-A	2,3	200-600
		LXD6-A, HLXD6-A	2,3		450-600		
		MD6, MXD6, HMD6, HMXD6	2,3		500-800		
		ND6, NXD6, HND6, HNXD6	2,3		500-1200		
		1200-6000	PD6, PXD6, HPD6, HPXD6	3	1200-1600		
		601-6000	NDGB, HDGB	2,3	50-150		
			NFGB, HFGB	2,3	70-250		
			NJGA, HJGA	2,3	200-400		
			NLGB, HLGB	2,3	400-600		
			MDAE, HDAE (3VA)	3	40-150		
			MFAS, HFAS (3VA)	3	70-250		
			MFAE, HFAE (3VA)	3	100-250		
			MJAS, HJAS (3VA)	2,3	200-400		
MJAE, HJAE (3VA)	3		250-400				
MLAS, HLAS (3VA)	2,3		450-600				
MLAE, HLAE (3VA)	3	400-600					

Molded Case Circuit Breakers

IEC 947-2® AC Interrupting Ratings, 50/60 HZ KA

Reference

Ampere Rating	Breaker Frame	Breaker Type	220/240 Volts		380/415 Volts		500 Volts	
			Icu	Ics	Icu	Ics	Icu	Ics
600-800	MD	MXD6	65	33	40	20	—	—
		HMXD6	100	50	65	33	—	—
800-1200	ND	NXD6	65	33	40	20	—	—
		HNXD6	100	50	65	33	—	—

Molded Case Circuit Breakers

Typical Specifications

Reference

General Specifications

Molded case circuit breakers shall provide circuit overcurrent protection with inverse time and instantaneous tripping characteristics and shall be Siemens Sentron, Sensitrip or approved equal.

All circuit breakers shall be listed by Underwriters' Laboratories, Inc., conform to applicable requirements of NEMA Standard Publication No. AB1 and meet appropriate classifications of Federal Specifications W C 375B/Gen.

All circuit breakers shall have a quick-make, quick-break over center toggle type mechanism and the handle mechanism shall be trip free to prevent holding contacts closed against a short circuit or sustained overload. All circuit breaker handles shall assume a position between "ON" and "OFF" when tripped automatically. Multi-pole circuit breakers shall be common-trip such that an overload or short circuit on any one pole will result in all poles opening simultaneously. Arc extinction is to be accomplished by magnetic arc chutes. All ratings are to be clearly visible. When reverse feed is indicated on the drawings, in accordance with UL, circuit breakers with sealed trip units shall be supplied.

Thermal Magnetic Specifications

Unless otherwise noted on the drawings, all Circuit breakers 2000 Ampere and below shall have thermal-magnetic trip units, with inverse time-current characteristics. Automatic operation of these circuit breakers shall be obtained by means of thermal-magnetic tripping devices located in each pole providing inverse time delay and instantaneous circuit protection. Circuit breakers shall be ambient compensating in that, as the ambient temperature increases over 40°C, the circuit breaker automatically derates itself so as to better protect its associated conductor. Thermal magnetic breakers from 250 to 2000A frames shall have thermal interchangeable trip units, with instantaneous magnetic trip settings that are adjustable and accessible from the front of all circuit breakers on frame sizes 250 Amperes and above. Where indicated, provide circuit breakers UL listed for application at 100% of their continuous ampere rating in their intended enclosure.

Motor Circuit Protectors

Where indicated on the drawings and in the combination motor starter/motor control center schedule, furnish instantaneous magnetic trip only circuit breakers for motor short circuit protection. The magnetic trips shall be adjustable and accessible from the front of all circuit breakers frames. The continuous current rating shall be between 1 and 800 Amperes as indicated on the drawing.

The interrupting rating of the circuit breakers shall be as indicated in the specifications, and shown on the drawing or single line diagram. The interrupting rating of the circuit breakers shall be at least equal to the available short circuit current at the line terminals of the circuit breaker and correspond to the UL listed integrated short circuit current rating specified.

Internal Accessories

Provide shunt trips, bell alarms, and auxiliary switches as shown on the contract drawings. Gold plated auxiliary switches shall be supplied for PLC connection. Internal accessories for all breakers shall be UL listed for field installation and modification.

Connection Accessories

Unless otherwise noted, Mechanical lugs shall be provided with all Molded Case Breakers. Where indicated on the drawings, compression lugs shall be provided on 1200 Ampere frame and below circuit breakers. All compression lugs shall be supplied by the Circuit Breaker Manufacturer. Where indicated on the drawings, UL listed plug-in or rear connectors shall be supplied.

Solid State Sensing Specifications

As indicated on the drawings, circuit breaker frames 400 Ampere through 3200-Ampere shall have microprocessor-based RMS sensing trip units, with the capability to measure through to the 21st harmonic. Automatic operation of all circuit breaker frames 400A and larger shall be obtained by means of solid state tripping elements providing inverse time delay and (instantaneous) and/or (short-time delay) circuit protection. Continuous current ratings shall be adjustable from 20% to 100% of the trip unit rating, without the need for a rating plug. Long-time delay and instantaneous trip shall be adjustable. The optional short-time trip function shall have adjustable pick-up settings, three fixed times, and I²t ramp. Circuit breaker frames 400A and larger, and where indicated on the drawings, shall be 100% equipment rated.

Integral Ground Fault Option

Main and feeder circuit breakers, as indicated on the drawings, shall be provided with integral ground fault protection. Ground fault pick-up shall be adjustable from 20% to 70% of the circuit breakers maximum continuous current rating. Ground fault time delay shall be adjustable with three I²t ramps.

Metering Option

When indicated on the drawings, solid state trip breakers shall be furnished with a plug-in or panel mounted metering device. This device shall simultaneously display all three phase currents, as well as average current, ground current, and phase unbalance. In addition it shall display breaker status, a max log, and a trip log. The trip log will retain and display date, time and type of trip (overload, short circuit or ground fault) for the most recent 5 trip events.

Current Limiting Specifications

Where indicated on the drawings, Siemens current limiting circuit breakers are to be furnished. Current limiting circuit breakers shall limit the let-through I²t to a value less than the I²t of one-half cycle wave of the symmetrical prospective current without any fusible elements when operating within its current range.

Series Connected Combination Specifications

Where protective devices are applied in series combination, such that the prospective available fault current exceeds the interrupting rating (AIR) of the downstream protective devices, such combinations shall be UL recognized combinations. All electrical equipment using these UL recognized circuit breaker combinations shall be clearly marked in accordance with NEC Section 240-83(c).

Molded Case Circuit Breakers

Superseded Breakers

General

Sentron Series	Note	Superseded	Note	Superseded
CED62B015-CED62B125 CED62S100A CED63A001-CED63A125 CED63B015-CED63B125 CED63S100A HHED63B015-HHED63B125	① ① ① ① ① ①	CLE62B015-CLE62B100 CLE62S100 CLE63A001-CLE63A125 CLE63B015-CLE63B100 CLE63S100 HED63B015-HED63B125	③ ③ ③ ③	CE2B015-CE2B100 CE2S100 CE3B015-CEB100 CE3S100
CFD62A150, CFD62L150, CFD62A250 CFD62B070-CFD62B250 CFD62S250A CFD63A150, CFD63L150, CFD63A250 CFD63B070-CFD63B250 CFD63S250A	① ① ① ① ① ①	CLF62A150, CLF62A250 CLF62B070-CLF62B240 CLF62S250 CLF63A150, CLF63A250 CLF63B070-CLF63B250 CLF63S250	③ ③	CJ2B125-CJ2B250 CJ3B125-CJ3B250
CJD62B200-CJD62B400 CJD62H400, CJD62L400 CJD62S400A CJD63B200-CJD63B400 CJD63H400, CJD63L400 CJD63S400A	① ① ① ① ① ①	CLJ62B100-CLJ62B400 CLJ62L400, CLJ62H400 CLJ62S400 CLJ63B200-CLJ63B400 CLJ63L400, CLJ63H400 CLJ63S400	④ ④ ④ ④	CJ2B300-CJ2B400 CJ2S400 CJ3B300-CJ3B400 CJ3S400
CPD63B120-CPD63B160	⑤	CP3B120-CP3B160		
ED21B015-ED21B100 ED22B015-ED22B100 ED22S100A ED23B015-ED23B100 ED23S100A	① ① ① ① ①	E21B015-E21B100 E22B015-E22B100 E22S100A E23B015-E23B100 E23S100A	② ② ② ② ②	EE1B015-EE1B100 EE2B015-EE2B100 EE2S100 EE3B015-EE3B100 EE3S100
ED41B015-ED41B100 ED42B015-ED42B125 ED42S100A ED43B015-ED43B125 ED43S100A	① ① ① ① ①	E41B015-E41B100 E42B015-E42B100 E42S100 E43B015-E43B100 E43S100	② ② ② ② ②	EH1B015-EH1B100 EH2B015-ED2B125 EH2S100 EH3B015-EH3B100 EH3S100
ED61B015-ED61B100 ED62B015-ED62B125 ED62S100A ED63A001-ED63A125 ED63B015-ED63B125 ED63S100A HHED63B015-HHED63B125	① ① ① ① ① ① ①	E61B015-E61B100 E62B015-E62B100 E62S100A E63A001-E63A125 E63B015-E63B100 E63S100A HED63B015-HED63B125	② ② ② ② ② ② ②	EF1B015-EF1B020 EF2B015-EF2B100 EF2S100 EF3A003, EF3J050, EF3L050-EF3A100, EF3H1 EF3B015-EF3B100 EF3S100
FD62B070-FD62B250 ^⑥ FD63B070-FD63B250 ^⑥	① ①	F62B070, F62B250 F63B070-F63B250		
FXD62A150, FXD62L150, FXD62A250 FXD62B070-FXD62B250 ^⑥ FXD62S250A FXD63A150, FXD63L150, FXD63A250 FXD63B070-FXD63B250 ^⑥ FXD63S250A	① ① ① ① ① ①	FJ62A150, FJ62L150-FJ62A250 FJ62B070-FJ62B250 FJ62S250 FJ63A150, FJ63L150-FJ63A250 FJ63B070-FJ63B250 FJ63S250	② ② ② ② ② ②	FJ2B070-FJ2B225 FJ2S225 FJ3A225 FJ3B070-FJ3B225 FJ3S225
HED41B015-HED41B100 HED42B015-HED42B125 HED43B015-HED43B125	① ① ①	HE41B015-HE41B100 HE42B015-HE42B100 HE43B015-HE43B100		
HED61B015-HED61B100 HED63B015-HED63B125	① ①	HE61B015-HE61B100 HE63B015-HE63B100	② ②	HE2B015-HE2B100 HE3B015-HE3B100
HFD62B070-HFD62B250 HFD63B070-HFD63B250	① ①	HF62B070-HF62B250 HF63B070-HF63B250		
HHED63B015-HHED63B125	①	HED63B015-HED63B125		
HJD63B200-HJD63B400	①	HJ63B200-HJ63B400	②	HJ3B125-HJ3B400
HLD63B250-HLD63B600	①	HL63B450-HL63B600	②	HL3B450-HL3B600
HMD63B500-HMD63B800	②	HN3B500-HN3B800		
HND63B100-HND63B120	②	HK3B100-HK3B120		
HPD63B120-HPD63B160	②	HP3B120-HP3B160		
HRD63B160-HRD63B200	②	HR3B160-HR3B200		

① Mechanically and electrically interchangeable.

② Electrically interchangeable only, refer to sales office for further details.

③ Electrically interchangeable only if the system interrupting capacity is less than or equal to:
200 kA at 240V AC
200 kA at 480V AC
100 kA at 600V AC

④ Electrically interchangeable only if the system interrupting capacity is less than or equal to:

200 kA at 240V AC
150 kA at 480V AC
100 kA at 600V AC

⑤ Refer to local sales office for replacement information.

⑥ Effective 1994 — The FD6 and FXD6 types have been replaced by FD6-A and FXD6-A type thermal / magnetic circuit breakers — mechanically and electrically interchangeable with the exception that FXD6-A and FD6-A have 22kA at 600V AC ratings versus 18kA at 600V AC for types FXD6 and FD6.

Molded Case Circuit Breakers

Superseded Breakers

General

Sentron Series	Note	Superseded	Note	Superseded
JD62B200-JD62B400	①	JLB200-JL62B400	②	JL2B070-JL2B400
JD63B200-JD63B400	①	JL63B200-JL63B400	②	JL3B0L0-JL3B400
JXD22B200-JXD22B400	①	JD22B200-JD22B400	②	JD2B250-JD2B400
JXD22S400A	①	JD22S400	②	JD2S400
JXD23B200-JXD23B400	①	JD23B200-JD23B400	②	JD3B250-JD3B400
JXD23S400A	①	JD23S400	②	JD3S400
JXD62B200-JXD62B400	①	JJ62B200-JJ62B400	②	JJ2B250-JJ2B400
JXD62H400, JXD62L400	①	JL62L400, JL62H400	②	JL2L400-JL2H400
JXD62S400A	①	JJ62S400A		
JXD63B200-JXD63B400	①	JJ63B200-JJ63B400	②	JJ3B200-JJ3B400
JXD63H400, JXD63L400	①	JL63A400, JL63H400, JL63L400	②	JL3H400, JL3L400, JL3A225
JXD63S400A	①	JJ63S400A		
LD62B250-LD62B500	①	LL63B250-LL62B600	②	LL2B450-LL2B600
LD62B250-LD63B600	①	LL63B250-LL63B600	②	LL3B450-LL3B600
LXD62B450-LXD62B600	①	LJ62B450-LJ62B600		
LXD62J600, LXD62L600	②	LL2H600, LL2U600, LL2X600		
LXD62S600A	①	LJ62S600		
LXD63B450-LXD63B600	①	LJ63B450-LJ63B600		
LXD64H600, LXD63L600	①	LL63H600, LL63L600	②	LL3A450, LL3H600
LXD63S600A	①	LJ63S600A	②	LL3S600
MD62B500-MD62B800	②	KM2B500-KM2B800		
MD63B500-MD63B800	②	KM3B500-KM3B800		
MXD62A800, MXD62H800, MXD62L800	②	KM2A800, KM2H800, KM2L800		
MXD62S800A	②	KM2S800		
MXD63A800, MXD63H800, MXD63L800	②	KM3A800, KM3H800, KM3L800		
MXD63S800A	②	KM3S800		
ND63B100-ND63B900	②	KP3B100-KP3B900		
NXD63S120A	②	KP3S120		
PD63B120-PD63B160	②	HP3B120-HP3B160		
PXD63S160A	②	HP3S160		
RD63B160-RD63B200	②	HR3B160-HR3B200		
QR22B100 – QR22B225		QJ22B060-QJ22B225		
QR22B100H – QR22B225H		QJ22B060H-QJ22B225H		
HQR23S250HA		QJ22S225		
QJ23B100 – QR23B225		QJ23B060-QJ23B225		
QR23B100H – QR23B225H		QJ23B060H-QJ23B225H		
QRH22B100 – QRH22B225		QJH22B060-QJH22B225		
QRH23B100 – QRH23B225		QJH23B060-QJH23B225		
HQR23S250HA		QJH23S225	①	
QJH22B060-QJH22B225	①	QJ2H125-QJ2B225		
QJH23B060-QJH23B225	①	QJ3H125-QJ3H225		
QJH23S225	①	QJ3S225		
RD63B160-RD63B200	②	HR3B160-HR3B200		
RXD63S200A	②	HR3S200		
—	④	BQCC1B015-BQC1B030		
—	④	CC1B015-CC1B030		
—	④	CC2B015-CC2B030		
—	④	CC3B015-CC3B030		
—	④	EF2A003, EF2H050, EF2L050, EF2A100		
—	④	EF2H150, EF2L150		
—	④	EH1B015-EH1B100		
—	④	EH2B015-EH2B100		
—	④	EH3B015-EH3B100		
—	③	HE2A003, HE2H050, HE2L050-HE2A100		
—	③	HE3A003, HE3H050, HE3L050-HE3A100		
—	③	HE3B015-HE3B100		

7
MOLDED CASE
CIRCUIT BREAKERS

①Mechanically and electrically interchangeable.
②Electrically interchangeable only, refer to sales office for further details.

③These units are for replacement purposes only. Consult sales office for availability.

④These units are no longer manufactured, and no replacement is available.